

US00D934974S

(12) **United States Design Patent**  
**Cyrulik**

(10) **Patent No.:** **US D934,974 S**

(45) **Date of Patent:** **\*\* Nov. 2, 2021**

- (54) **GOLF CLUB HEAD**
- (71) Applicant: **SUMITOMO RUBBER INDUSTRIES, LTD.**, Kobe (JP)
- (72) Inventor: **Darius Cyrulik**, Huntington Beach, CA (US)
- (73) Assignee: **SUMITOMO RUBBER INDUSTRIES, LTD.**, Kobe (JP)
- (\*\*) Term: **15 Years**

D738,975 S *	9/2015	Kim	.....	D21/759
D738,976 S *	9/2015	Kim	.....	D21/759
D763,997 S *	8/2016	Tang	.....	D21/759
D763,998 S *	8/2016	Tang	.....	D21/759
D811,503 S *	2/2018	Bacon	.....	D21/752
D814,582 S *	4/2018	Bacon	.....	D21/752
D814,583 S *	4/2018	Stokke	.....	D21/752
D815,223 S *	4/2018	Stokke	.....	D21/752
D823,958 S *	7/2018	Stokke	.....	D21/752
D825,013 S *	8/2018	Milleman	.....	D21/752
D827,067 S *	8/2018	Becktor	.....	D21/752
D831,140 S *	10/2018	Seagram	.....	D21/752
D832,383 S *	10/2018	Foster	.....	D21/759
D832,955 S *	11/2018	Foster	.....	D21/759

(Continued)

- (21) Appl. No.: **29/723,761**
- (22) Filed: **Feb. 10, 2020**
- (51) **LOC (13) Cl.** ..... **21-02**
- (52) **U.S. Cl.**  
USPC ..... **D21/759**
- (58) **Field of Classification Search**  
USPC ..... D21/733, 752, 759  
CPC ..... A63B 53/00; A63B 53/04; A63B 53/0466;  
A63B 2053/002; A63B 2053/0445; A63B  
2053/0433; A63B 2053/0491; A63B  
2053/0437; A63B 60/00; A63B 60/46  
See application file for complete search history.

*Primary Examiner* — Mitchell I. Siegel

(74) *Attorney, Agent, or Firm* — Birch, Stewart, Kolasch & Birch, LLP

(57) **CLAIM**

The ornamental design for a golf club head, as shown and described.

**DESCRIPTION**

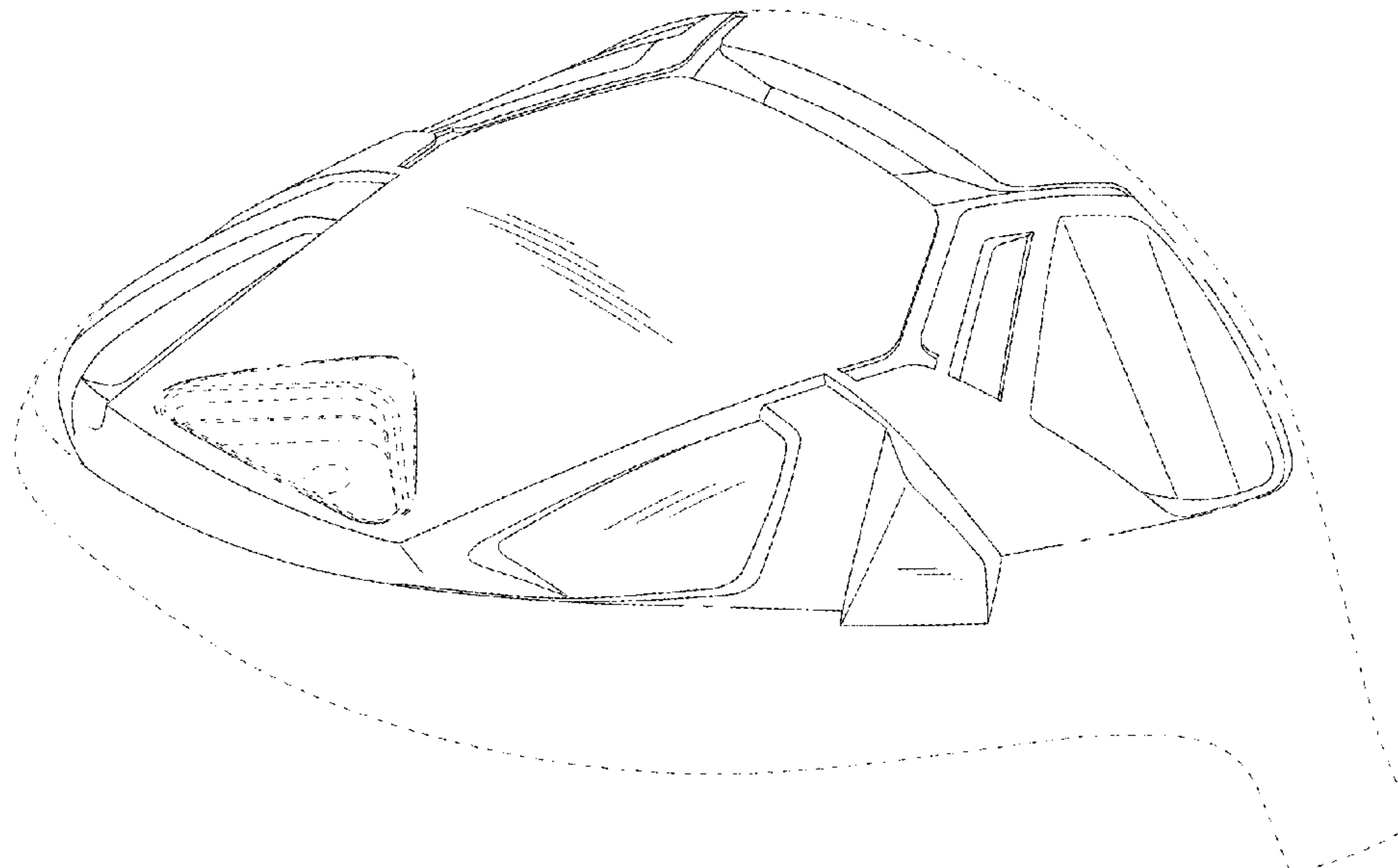
FIG. 1 is a rear, bottom and right side perspective of a golf club head showing our new design;  
 FIG. 2 is a front, bottom and left side perspective view thereof;  
 FIG. 3 is a front view thereof;  
 FIG. 4 is a back view thereof;  
 FIG. 5 is a top view thereof;  
 FIG. 6 is a bottom view thereof;  
 FIG. 7 is a right view thereof;  
 FIG. 8 is a left view thereof; and,  
 FIG. 9 is a cross-sectional view thereof indicated in FIG. 6.  
 The broken lines in the figures forms no part of the claimed design.  
 The dash-dot broken lines shown in the figures indicate boundary lines and form no part of the claimed design.

(56) **References Cited**

**U.S. PATENT DOCUMENTS**

D544,561 S *	6/2007	Oldknow	.....	D21/759
D596,252 S *	7/2009	Jertson	.....	D21/752
D600,297 S *	9/2009	Jertson	.....	D21/752
D622,337 S *	8/2010	Kohno	.....	D21/752
D622,339 S *	8/2010	Kadoya	.....	D21/752
D631,111 S *	1/2011	Bennett	.....	D21/752
D656,211 S *	3/2012	Foster	.....	D21/752
D667,907 S *	9/2012	Engel	.....	D21/752
8,257,196 B1 *	9/2012	Abbott	..... A63B 53/0466	
			473/335	
D673,631 S *	1/2013	Engel	.....	D21/759
D687,110 S *	7/2013	Engel	.....	D21/759

**1 Claim, 9 Drawing Sheets**



(56)

**References Cited**

U.S. PATENT DOCUMENTS

D832,956	S	*	11/2018	Foster	.....	D21/759
D832,958	S	*	11/2018	Foster	.....	D21/759
D885,502	S	*	5/2020	Tsuchihashi	.....	D21/752
D885,503	S	*	5/2020	Tsuchihashi	.....	D21/752
D885,504	S	*	5/2020	Tsuchihashi	.....	D21/752
D909,511	S	*	2/2021	Cyrulik	.....	D21/752
D909,517	S	*	2/2021	Cyrulik	.....	D21/759
D921,787	S	*	6/2021	Parsons	.....	D21/752
D923,732	S	*	6/2021	Parsons	.....	D21/752
D926,901	S	*	8/2021	Parsons	.....	D21/752
2020/0215397	A1	*	7/2020	Parsons	.....	A63B 53/04
2021/0197039	A1	*	7/2021	Parsons	.....	A63B 53/0466

\* cited by examiner

Fig. 1

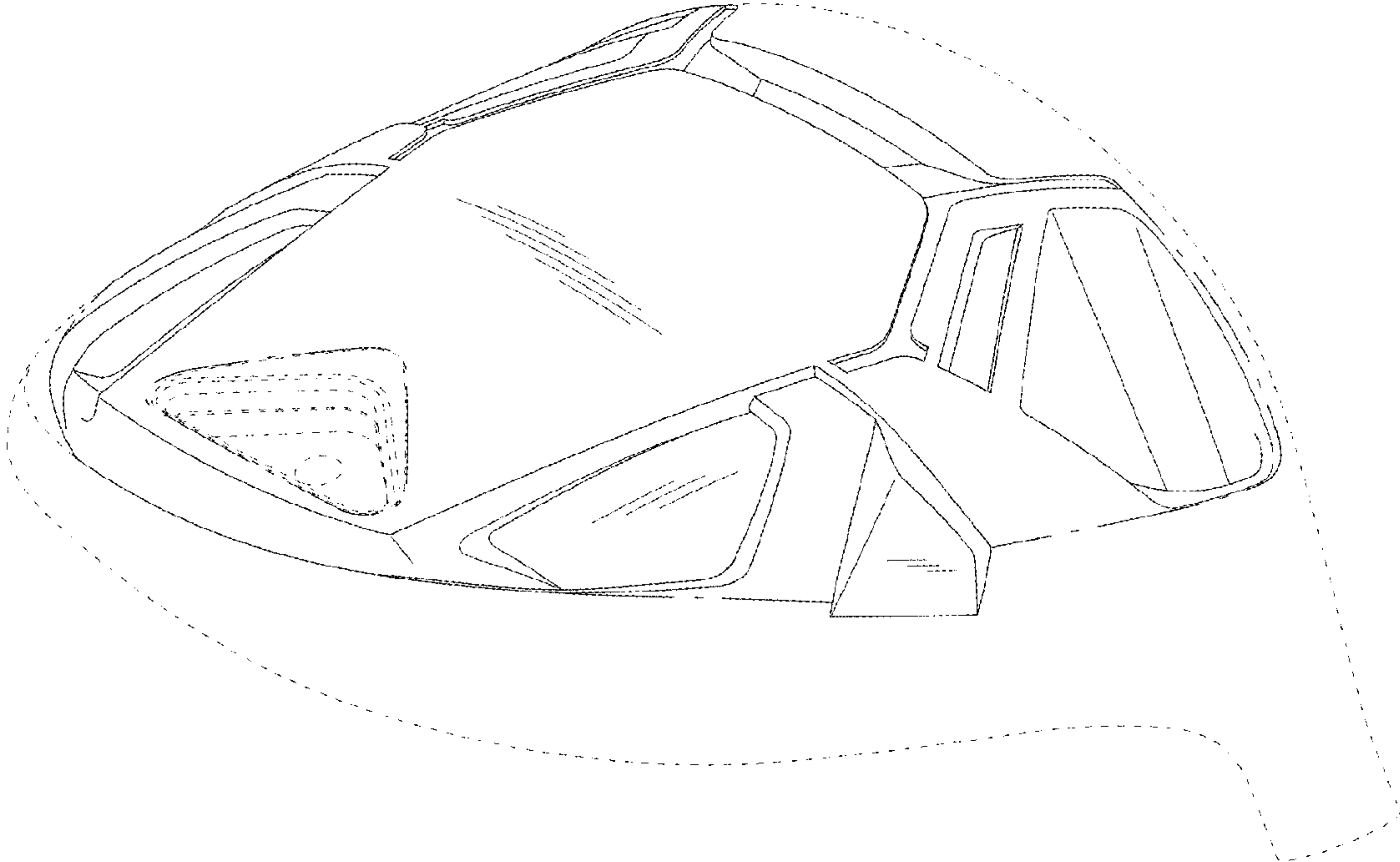


Fig. 2

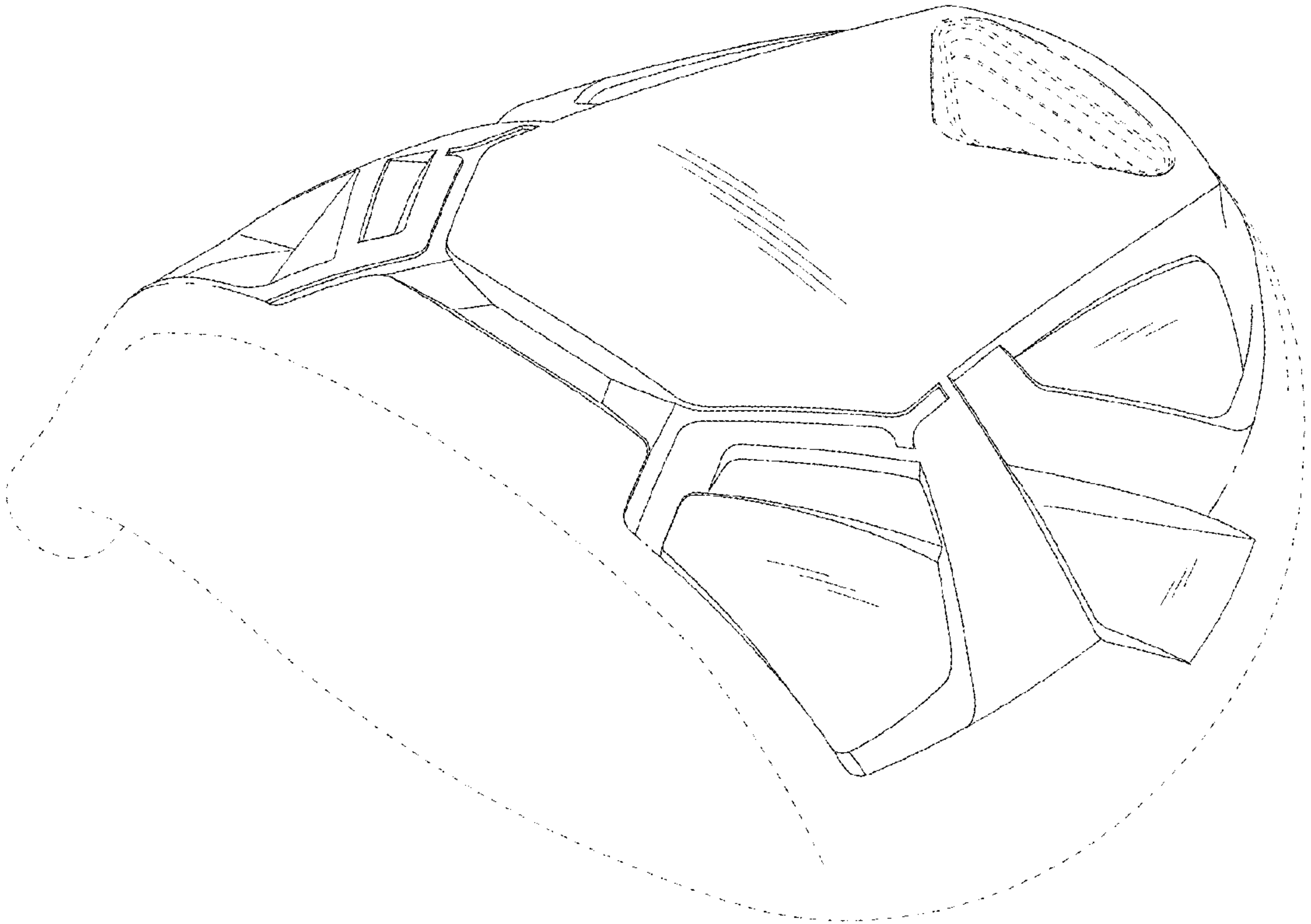


Fig. 3

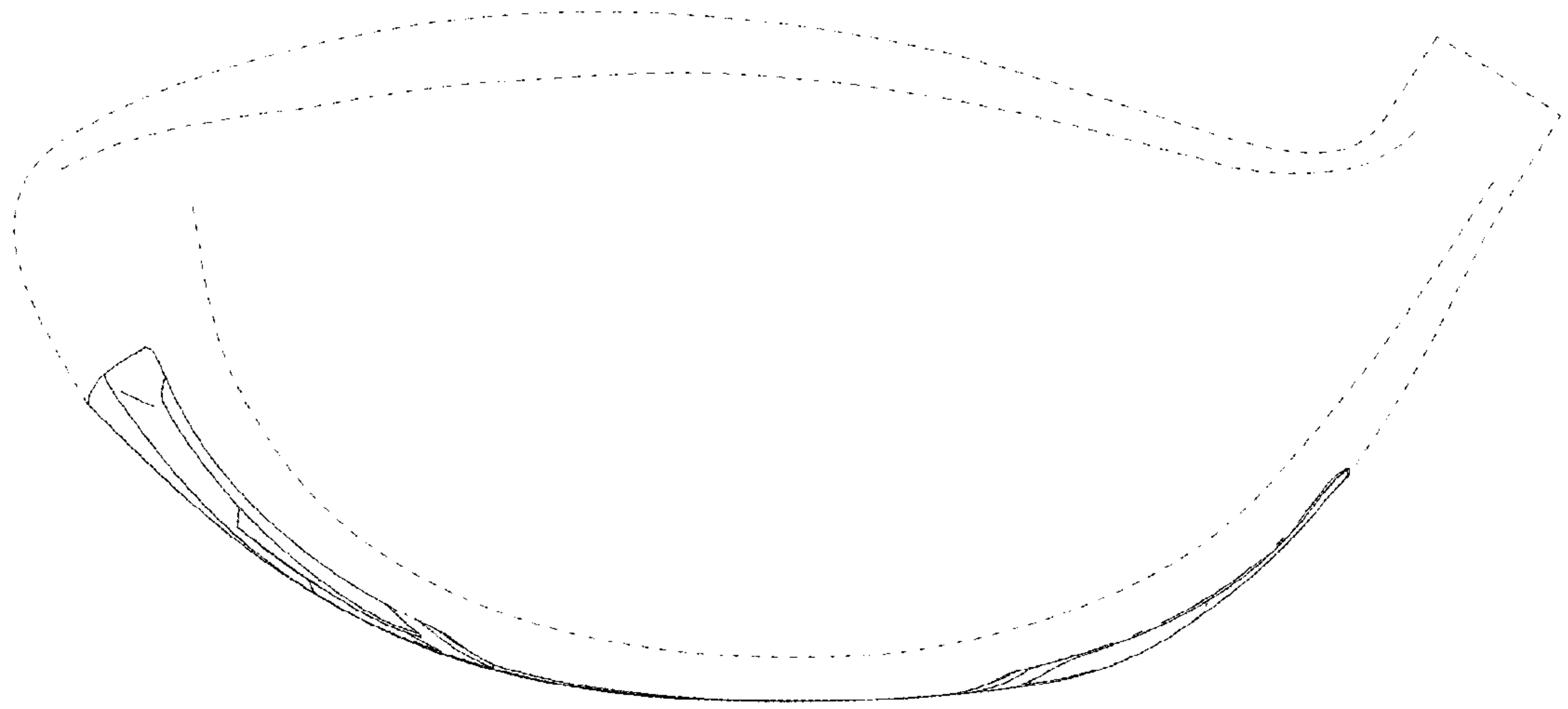


Fig. 4

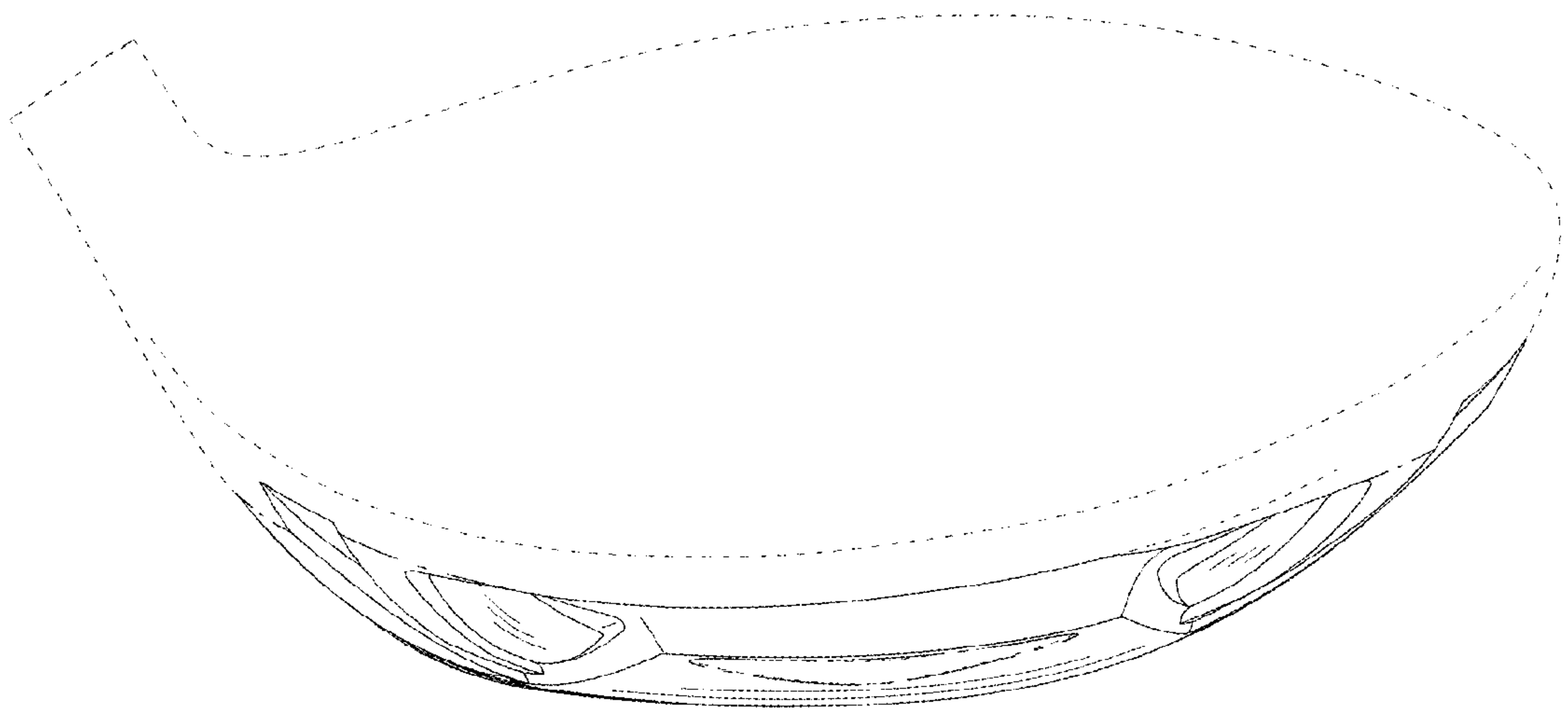


Fig. 5






Fig. 6

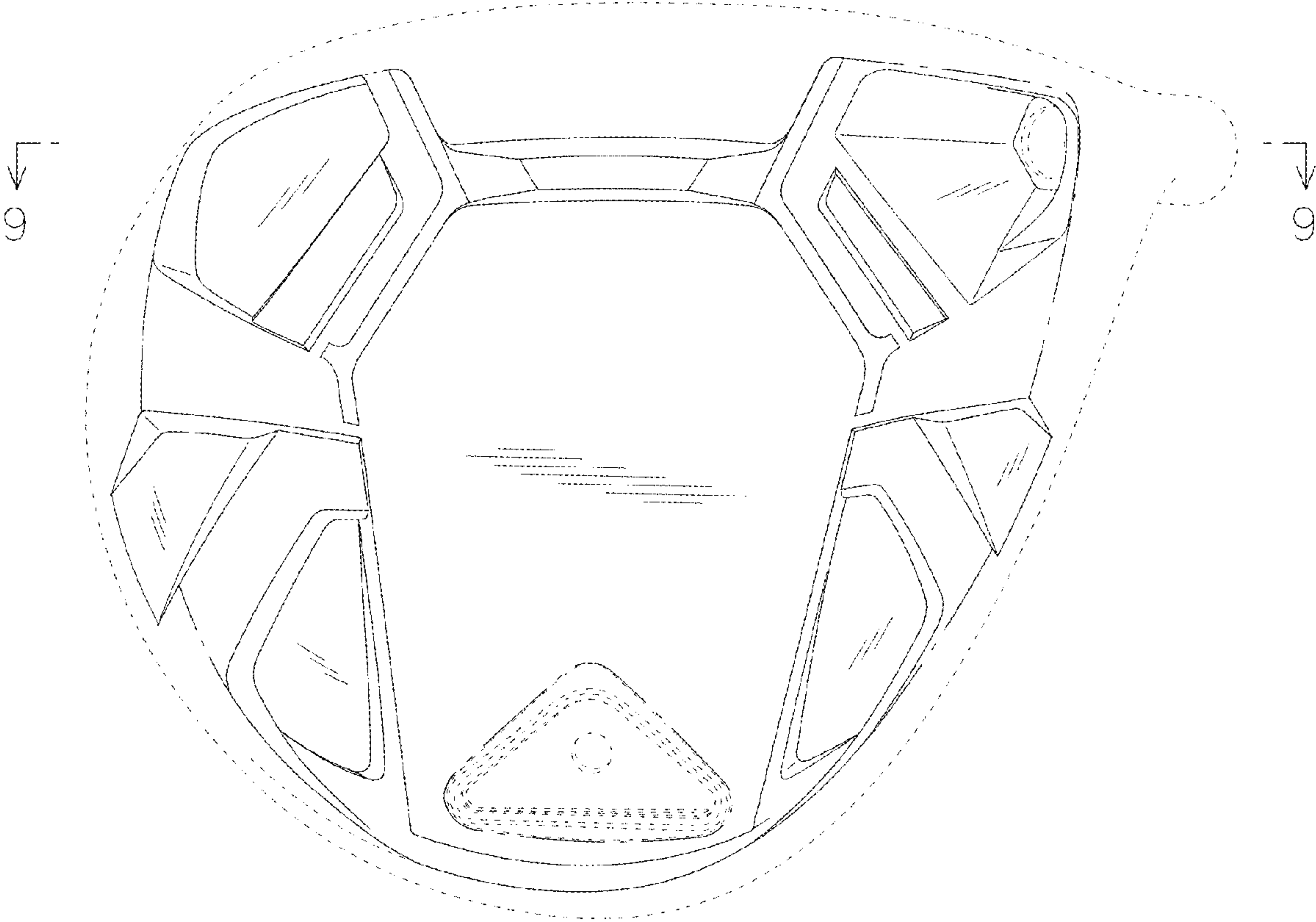




Fig. 7

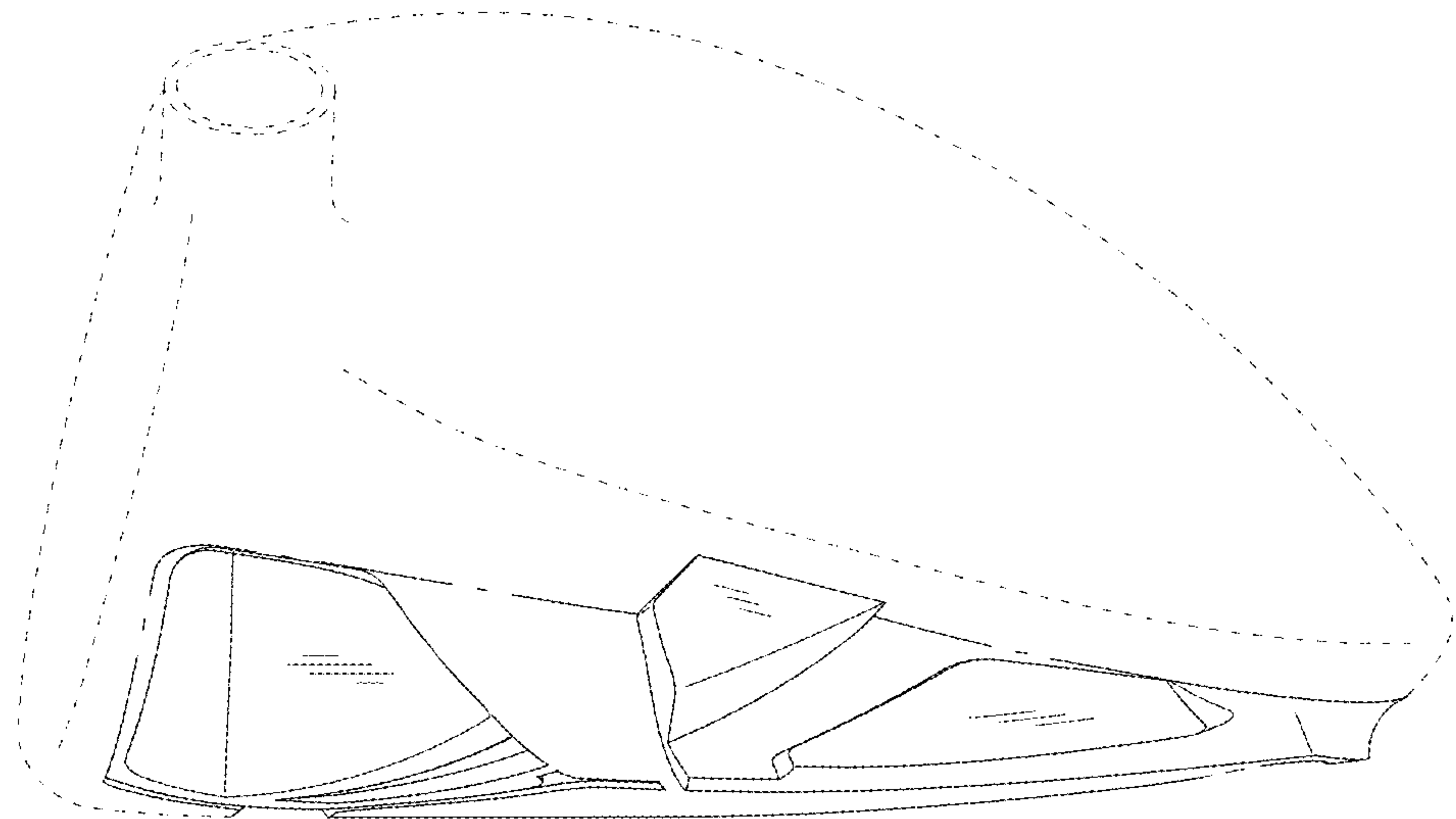


Fig. 8




Fig. 9

