



US00D934965S

(12) **United States Design Patent** (10) **Patent No.:** **US D934,965 S**
Blum et al. (45) **Date of Patent:** **** Nov. 2, 2021**

(54) **HANDLEBAR FOR AN EXERCISE MACHINE**

(71) Applicant: **Brunswick Corporation**, Mettawa, IL (US)

(72) Inventors: **Matthew P. Blum**, Chicago, IL (US);
Paul Melvin Taylor, Lake in the Hills, IL (US)

(73) Assignee: **Life Fitness, LLC**, Franklin Park, IL (US)

(**) Term: **15 Years**

(21) Appl. No.: **29/686,090**

(22) Filed: **Apr. 2, 2019**

(51) **LOC (13) Cl.** **21-02**

(52) **U.S. Cl.**
USPC **D21/694**

(58) **Field of Classification Search**
USPC D21/676, 674, 695, 666, 694, 686, 690,
D21/688, 662, 675, 679; 482/72, 100,
482/121, 70, 73, 96, 71, 9, 5, 142, 112,
482/130, 140, 131, 57, 95, 53, 98, 138,
482/60, 114, 104, 137, 51, 136, 97, 8
CPC A63B 23/0211; A63B 22/0076; A63B
21/068; A63B 2208/0233; A63B
2022/0079; A63B 21/225; A63B 22/0087;
A63B 21/153; A63B 21/00069; A63B
69/06

See application file for complete search history.

(56) **References Cited**

U.S. PATENT DOCUMENTS

D367,508 S * 2/1996 Dreissigacker D21/674
5,707,322 A * 1/1998 Dreissigacker A63B 21/227
482/72
D429,783 S * 8/2000 Cray D21/679
6,231,485 B1 * 5/2001 Dreissigacker A63B 21/227
482/57

9,375,604 B2 * 6/2016 Yeh A63B 22/0046
9,662,534 B1 * 5/2017 Liu A63B 21/157
D795,975 S * 8/2017 Bush D21/694
D798,398 S * 9/2017 Horita D21/694
9,827,459 B2 * 11/2017 Hsu A63B 24/00

(Continued)

FOREIGN PATENT DOCUMENTS

JP D1315443 11/2007
JP D1599481 3/2018

(Continued)

OTHER PUBLICATIONS

Notice of Allowance for Corresponding Taiwanese Design Appli-
cation No. 108306074, dated Apr. 16, 2020.

(Continued)

Primary Examiner — Ryan Harvey
(74) *Attorney, Agent, or Firm* — Andrus Intellectual
Property Law, LLP

(57) **CLAIM**

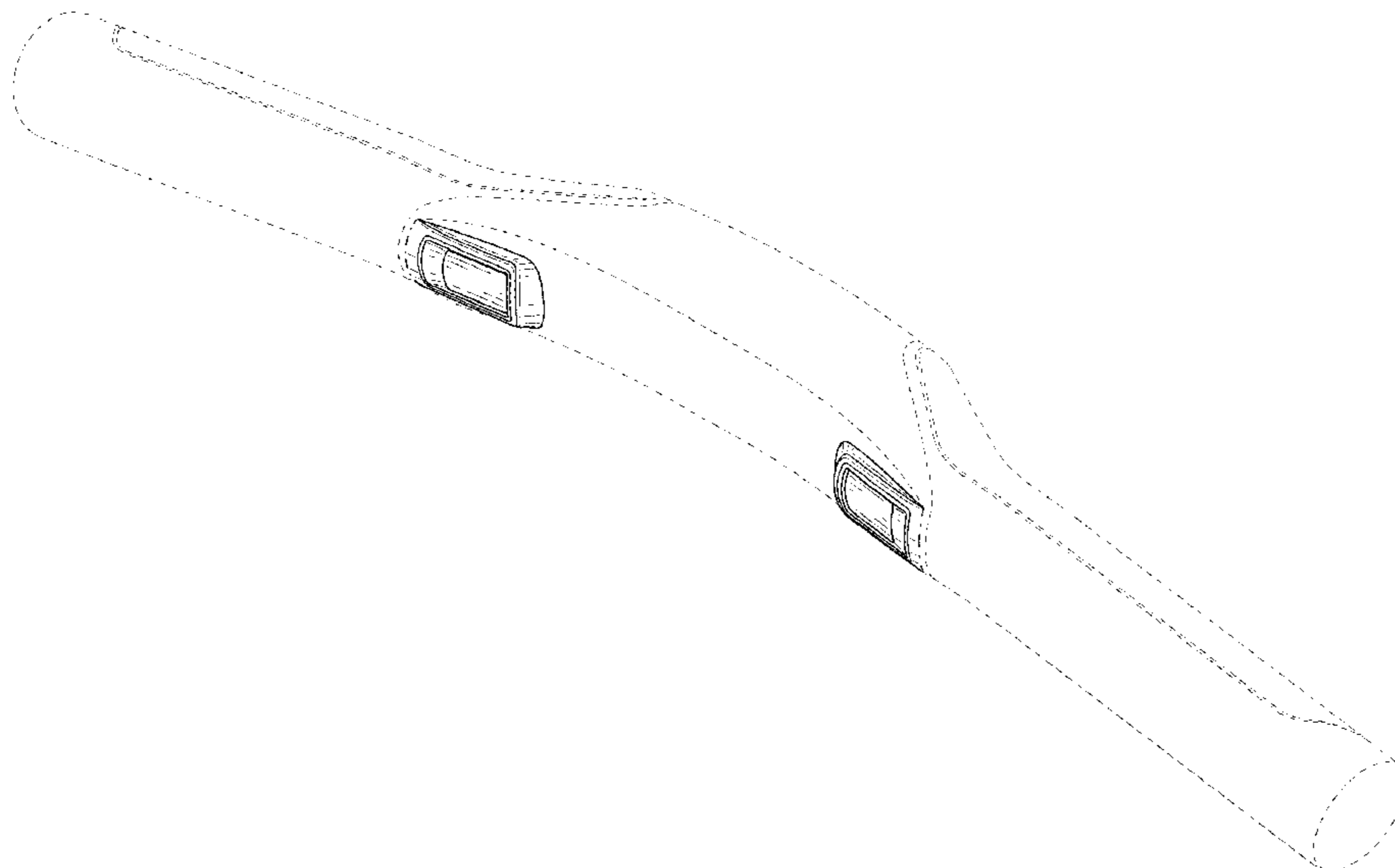
The ornamental design for a handlebar for an exercise
machine, as shown and described.

DESCRIPTION

FIG. 1 is a perspective view of a handlebar for an exercise
machine showing our new design.
FIG. 2 is a side view thereof.
FIG. 3 is an opposite side view thereof.
FIG. 4 is a front view thereof.
FIG. 5 is a rear view thereof.
FIG. 6 is a top view thereof; and,
FIG. 7 is a bottom view thereof.

In the drawings, the evenly-spaced broken lines illustrate
portions of the handlebar for an exercise machine that form
no part of the claim; the dash-dot-dash lines represent
boundaries of the claimed design and form no part thereof.

1 Claim, 4 Drawing Sheets



(56)

References Cited

U.S. PATENT DOCUMENTS

9,901,768 B1 * 2/2018 Wu A63B 21/4034
D820,361 S * 6/2018 Slattery D21/662
D843,506 S * 3/2019 Campanaro D21/679
10,420,980 B2 * 9/2019 Wu A63B 21/4043
10,426,994 B1 * 10/2019 Campanaro A63B 21/068
10,486,016 B2 * 11/2019 Robert A63B 21/015
2011/0082015 A1 * 4/2011 Dreissigacker A63B 21/0088
482/72
2012/0100965 A1 * 4/2012 Dreissigacker A63B 21/157
482/72
2013/0109538 A1 * 5/2013 Ho A63B 23/0222
482/8
2017/0014669 A1 * 1/2017 Hall A63B 22/0076
2018/0056117 A1 * 3/2018 Hamilton A63B 21/157

FOREIGN PATENT DOCUMENTS

KR 3006163810000 10/2011
KR 3006219140000 11/2011
KR 3008621260000 7/2016
TW 285594 9/1996

OTHER PUBLICATIONS

Notice of Allowance for Corresponding Taiwanese Design Application No. 108306078, dated Apr. 16, 2020.

Notice of Allowance for Corresponding Taiwanese Design Application No. 108306074D01, dated Apr. 21, 2020.

Notice of Allowance for Corresponding Taiwanese Design Application No. 108306076, dated Apr. 21, 2020.

* cited by examiner

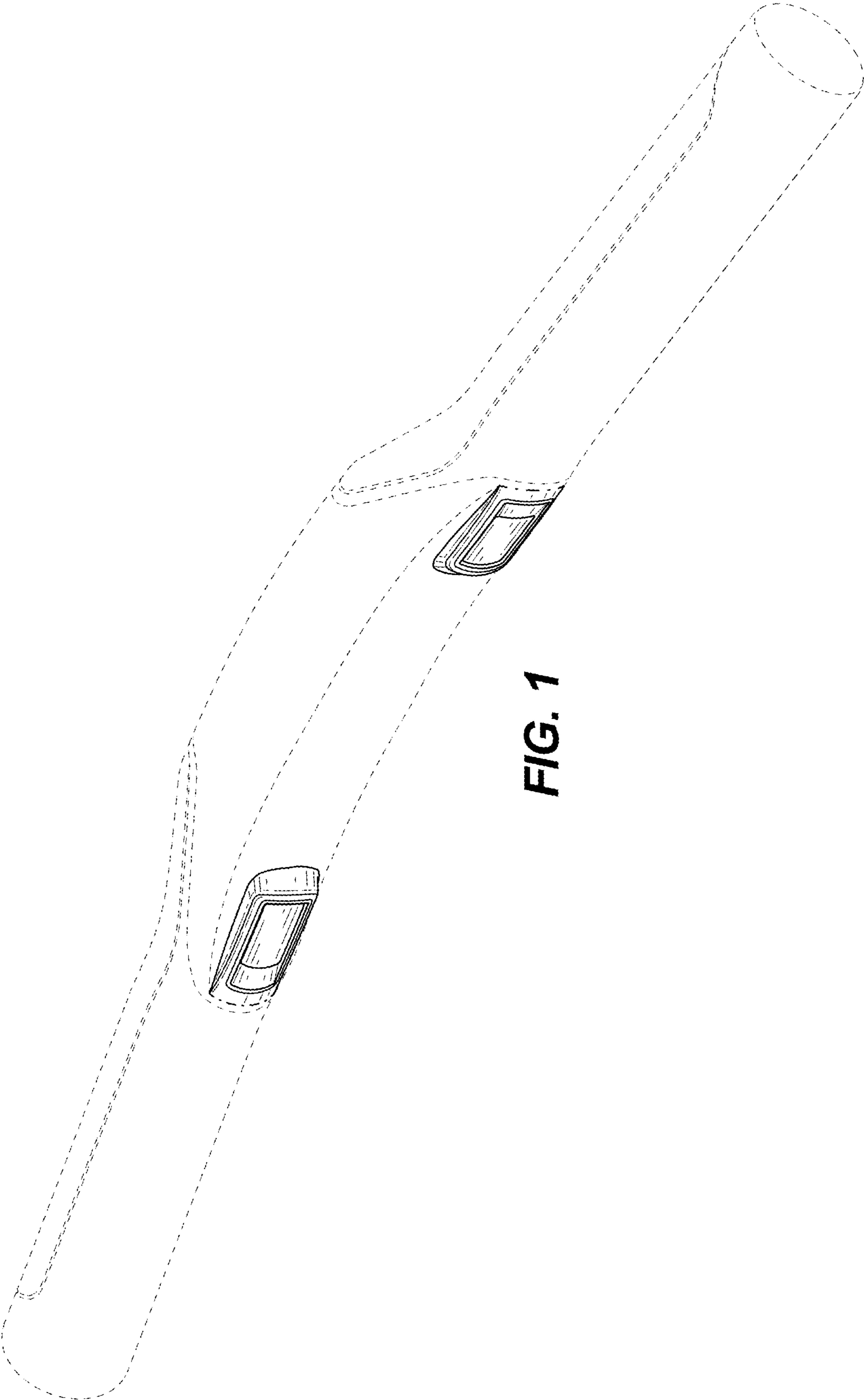


FIG. 1

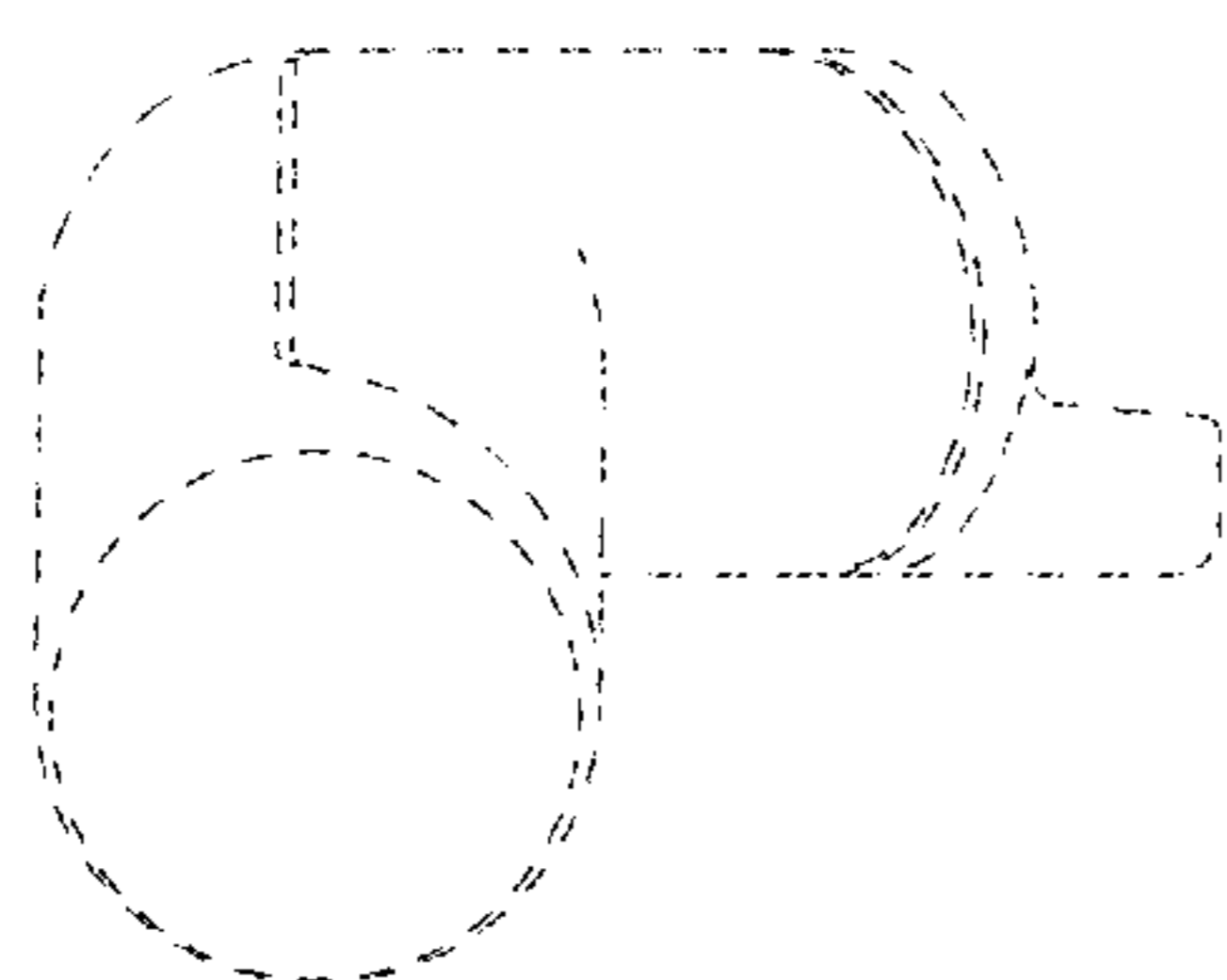


FIG. 2

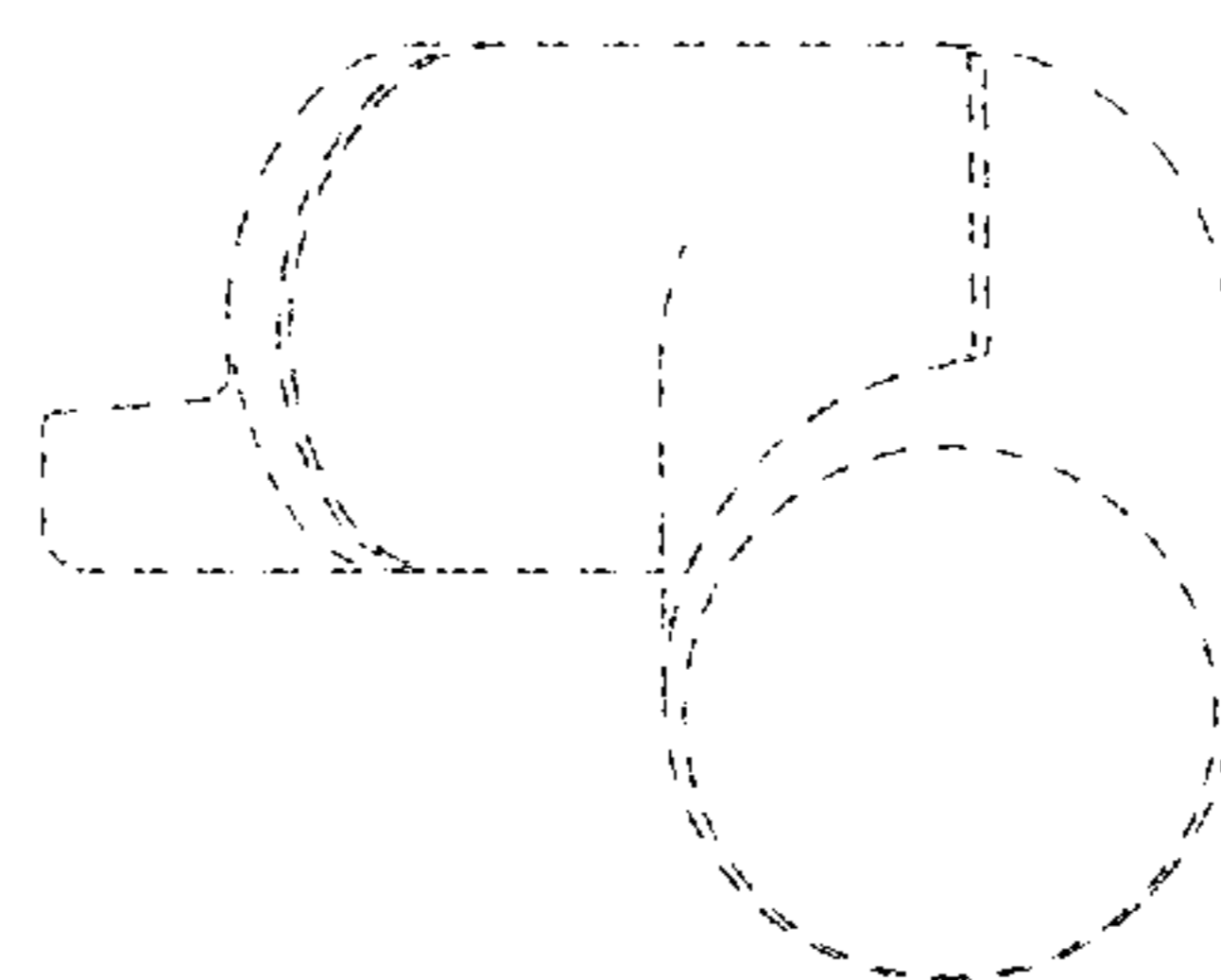


FIG. 3




FIG. 4

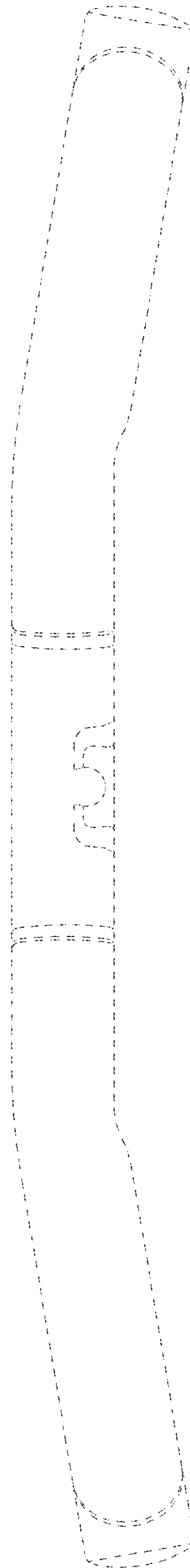


FIG. 5

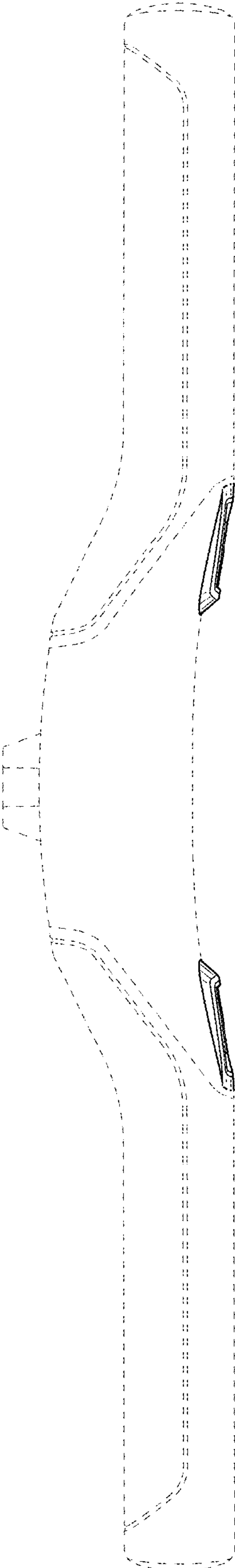


FIG. 6

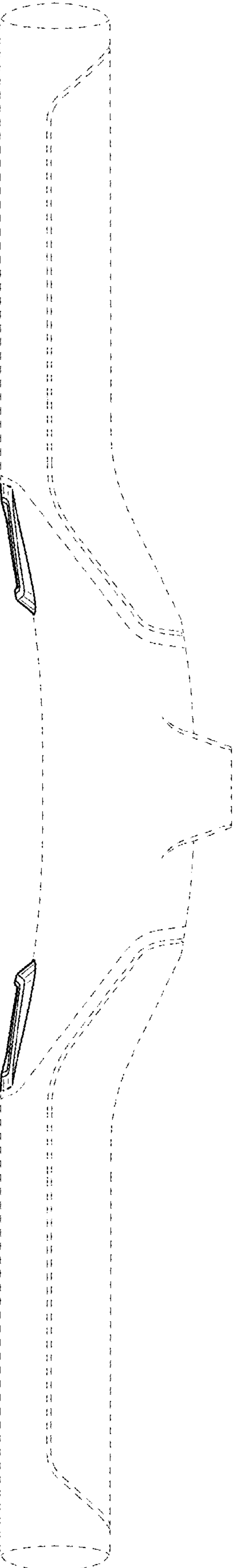


FIG. 7