



US00D934890S

(12) **United States Design Patent** (10) **Patent No.:** **US D934,890 S**  
**Gkanatsios et al.** (45) **Date of Patent:** **\*\* Nov. 2, 2021**

(54) **ELECTRONIC DISPLAY SCREEN WITH GRAPHICAL USER INTERFACE WITH PATIENT ORIENTATION ELEMENT**

D400,196 S 10/1998 Cameron  
5,984,368 A 11/1999 Cain  
D467,253 S 12/2002 Platz  
D483,381 S \* 12/2003 Platz ..... D14/495  
D533,875 S 12/2006 Miles

(Continued)

(71) Applicant: **Hologic, Inc.**, Marlborough, MA (US)

(72) Inventors: **Nikolaos Gkanatsios**, Danbury, CT (US); **Calvin J. Wong**, Fremont, CA (US); **Jessica Luu**, San Francisco, CA (US)

FOREIGN PATENT DOCUMENTS

KR 30-0819664 10/2015

(73) Assignee: **Hologic, Inc.**, Marlborough, MA (US)

OTHER PUBLICATIONS

(\*\*) Term: **15 Years**

Rega, Julie "CT Scan" Jul. 28, 2018, Dribbble, site visited Aug. 18, 2021: <https://dribbble.com/shots/4883545-CT-Scan> (Year: 2018).\*

(21) Appl. No.: **29/777,755**

(Continued)

(22) Filed: **Apr. 8, 2021**

*Primary Examiner* — Jack Reickel

*Assistant Examiner* — Christopher M Spivey

**Related U.S. Application Data**

(74) *Attorney, Agent, or Firm* — Merchant & Gould P.C.

(62) Division of application No. 29/683,307, filed on Mar. 12, 2019, now Pat. No. Des. 918,932.

(51) **LOC (13) Cl.** ..... **14-04**

(57) **CLAIM**

(52) **U.S. Cl.**

USPC ..... **D14/485**; D14/495

The ornamental design for an electronic display screen with graphical user interface with patient orientation element, as shown and described.

(58) **Field of Classification Search**

USPC ..... D14/485–495

CPC ..... G06F 3/04845; G06F 19/321; G06F

19/3406; G06Q 50/24; G16H 10/60;

G16H 15/00; G16H 30/40; G06T

2207/30004; G06T 15/00; G06T 15/02;

G06T 13/80; A63F 2300/5553; G06N

3/006; A61B 2017/00106; A61B

2034/2051; A61B 34/20; A61B 34/25;

A61B 34/73; A61B 6/465; A61B 90/36;

A61B 8/46

See application file for complete search history.

**DESCRIPTION**

FIG. 1 is a front view of an electronic display screen with graphical user interface with a first example of a patient orientation; and,

FIG. 2 is an enlarged view of the patient orientation element of FIG. 1.

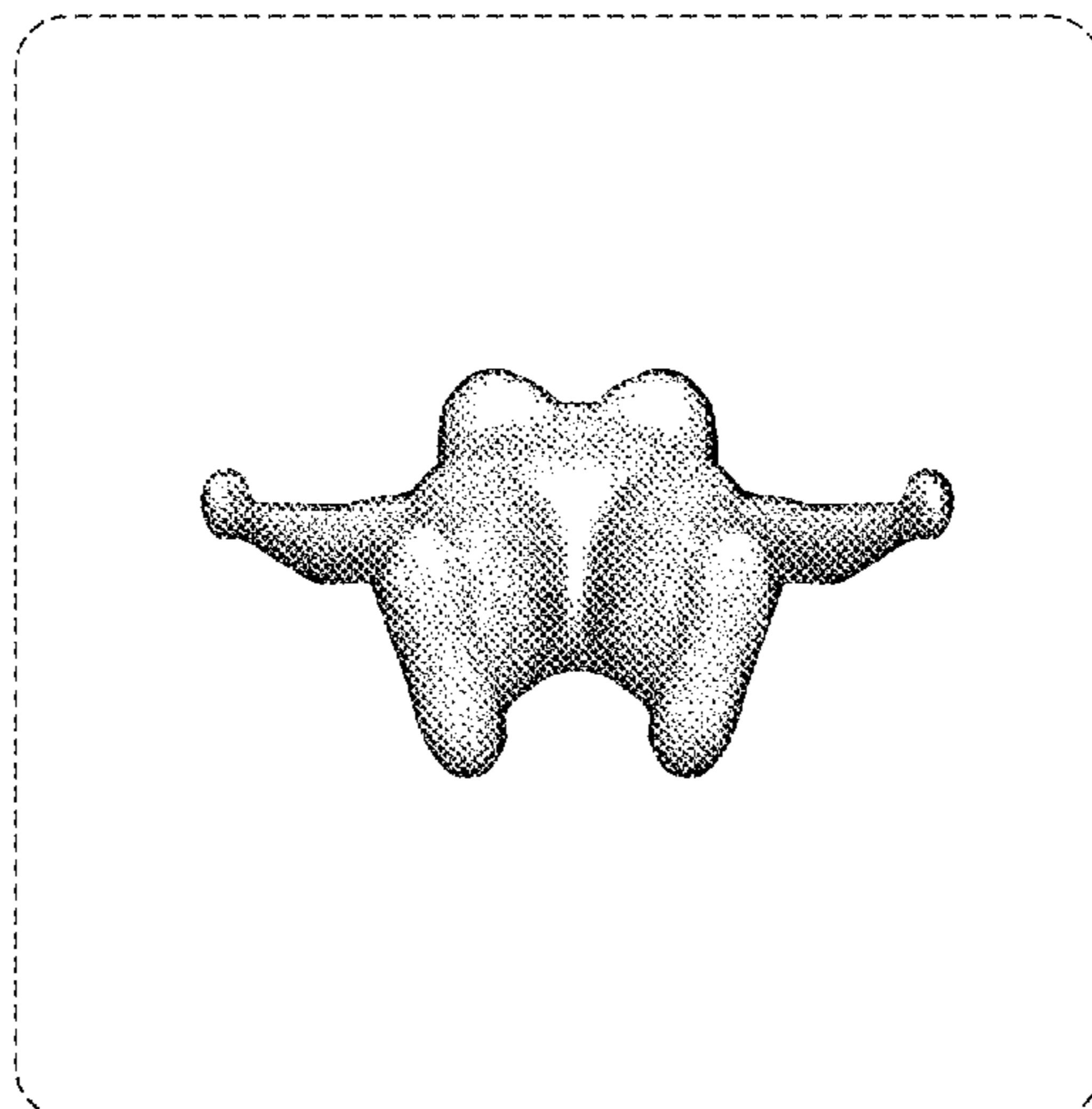
The broken rectangular lines showing the electronic display screen form no part of the claimed design. The regular dashed broken lines and long-short dashed broken lines showing the unclaimed environment of the graphical user interface with patient orientation element form no part of the claimed design.

(56) **References Cited**

U.S. PATENT DOCUMENTS

D53,038 S 3/1919 Iessi  
4,774,411 A \* 9/1988 Span ..... A61B 6/4429  
250/363.05

**1 Claim, 2 Drawing Sheets**



(56)

References Cited

U.S. PATENT DOCUMENTS

D619,609 S 7/2010 Meziere  
 8,130,219 B2 3/2012 Fleury  
 8,336,917 B2 12/2012 Doiron  
 D673,964 S 1/2013 Cojuangco  
 8,579,834 B2 11/2013 Davis  
 D742,907 S 11/2015 Lee  
 D743,982 S 11/2015 Lee  
 D755,544 S 5/2016 Peterson  
 D781,917 S 3/2017 Forsberg  
 D783,032 S 4/2017 Cashner  
 D789,383 S 6/2017 Bawazeer  
 D789,963 S 6/2017 Agashiwala  
 9,671,942 B2 6/2017 Fleury  
 D808,404 S 1/2018 Agashiwala  
 D822,684 S 7/2018 Clausen-Stuck  
 D834,601 S 11/2018 Felt  
 D835,132 S 12/2018 Ito  
 D836,123 S 12/2018 Pillalamarri  
 D836,673 S 12/2018 Clover  
 10,210,646 B2\* 2/2019 Moore ..... G06T 7/593  
 10,327,697 B1 6/2019 Stein  
 D867,384 S 11/2019 Siccardi  
 D870,751 S 12/2019 Peeters  
 D879,110 S 3/2020 Matsushita  
 10,657,709 B2 5/2020 Moore  
 D887,426 S\* 6/2020 Matsushita ..... D14/485  
 D889,496 S 7/2020 Giannino  
 D894,960 S\* 9/2020 Levy ..... D14/492  
 D900,868 S\* 11/2020 Wilde ..... D14/489  
 D916,135 S\* 4/2021 Indorf ..... D14/495  
 D917,564 S\* 4/2021 Indorf ..... D14/495  
 D918,932 S 5/2021 Gkanatsios  
 2002/0016720 A1 2/2002 Poropatich  
 2002/0136437 A1\* 9/2002 Gerard ..... G06T 7/60  
 382/128  
 2008/0269596 A1 10/2008 Revie  
 2010/0020073 A1 1/2010 Corazza  
 2010/0277571 A1 11/2010 Xu  
 2011/0172743 A1 7/2011 Davis  
 2011/0295112 A1\* 12/2011 Mordaunt ..... G06K 9/00201  
 600/425  
 2012/0131498 A1 5/2012 Gross  
 2013/0249908 A1 9/2013 Black  
 2014/0046680 A1 2/2014 Wentz  
 2014/0088995 A1 3/2014 Damani  
 2014/0278503 A1 9/2014 Birk  
 2014/0343628 A1 11/2014 Kaula  
 2014/0344740 A1 11/2014 Kaula

2014/0348417 A1 11/2014 Moore  
 2014/0368499 A1 12/2014 Kaur  
 2015/0051489 A1\* 2/2015 Caluser ..... A61B 8/4254  
 600/440  
 2016/0019352 A1 1/2016 Cohen  
 2016/0147939 A1 5/2016 Pidathala  
 2017/0080346 A1\* 3/2017 Abbas ..... A63F 13/79  
 2017/0128722 A1 5/2017 Perez  
 2017/0273639 A1 9/2017 Iscoe  
 2019/0164285 A1 5/2019 Nye  
 2019/0224574 A1 7/2019 Lehwalder  
 2019/0250601 A1 8/2019 Donahoe  
 2020/0342966 A1 10/2020 Stern  
 2021/0097885 A1\* 4/2021 Rosenberg ..... G09B 5/065

OTHER PUBLICATIONS

“Illustration of a Dead Body Lying Down the Morgue Showing Feet with Label” Aug. 21, 2018, Alamy, site visited Aug. 19, 2021: <https://www.alamy.com/illustration-of-a-dead-body-lying-down-the-morgue-showing-feet-with-label-image235112218.html> (Year: 2018).\*

Petrovic, I. “Magnetic Resonance Imaging” May 12, 2014, DepositPhotos, site visited Aug. 19, 2021: <https://depositphotos.com/46229129/stock-illustration-magnetic-resonance-imaging.html> (Year: 2014).\*

“3D female body front and back stock photo” Sep. 29, 2015, iStockPhoto, site visited Apr. 24, 2020: <https://www.istockphoto.com/photo/3d-female-body-front-and-back-gm489302112-74542085> (Year: 2015), 2 pgs.

“Directional Terms” Apr. 18, 2020, 78Stepshealth, site visited Apr. 24, 2020: <https://www.78stepshealth.us/medical-terminology/directional-terms.html> (Year: 2020), 1 page.

“Human body wired and connected. stock video” Jul. 31, 2019, iStockPhoto, site visited Apr. 24, 2020: <https://www.istockphoto.com/video/human-body-wired-and-connected-gm1164248296-319958775> (Year: 2019), 1 page.

“Naked Standing Woman Silhouette” Sep. 17, 2012, CanStockPhoto, site visited Apr. 24, 2020: <https://www.canstockphoto.com/naked-standing-woman-silhouette-10872729.html> (Year: 2012), 2 pgs.

“Scanning body. Rotating Female lungs, Pulmonary Diagnostics in digital display, stock video” Oct. 26, 2016, IStockphoto, site visited Sep. 15, 2020: <https://www.istockphoto.com/video/scanning-body-rotating-female-lungs-pulmonary-diagnostics-in-digital-display-gm616077564-107458761> (Year: 2016), 1 page.

“Patient Orientation” Sep. 6, 2012, umdnjnmmt.blogspot.com, site visited Sep. 15, 2020: <http://umdnjnmmt.blogspot.com/2012/09/patient-orientation.html> (Year: 2012), 2 pages.

\* cited by examiner

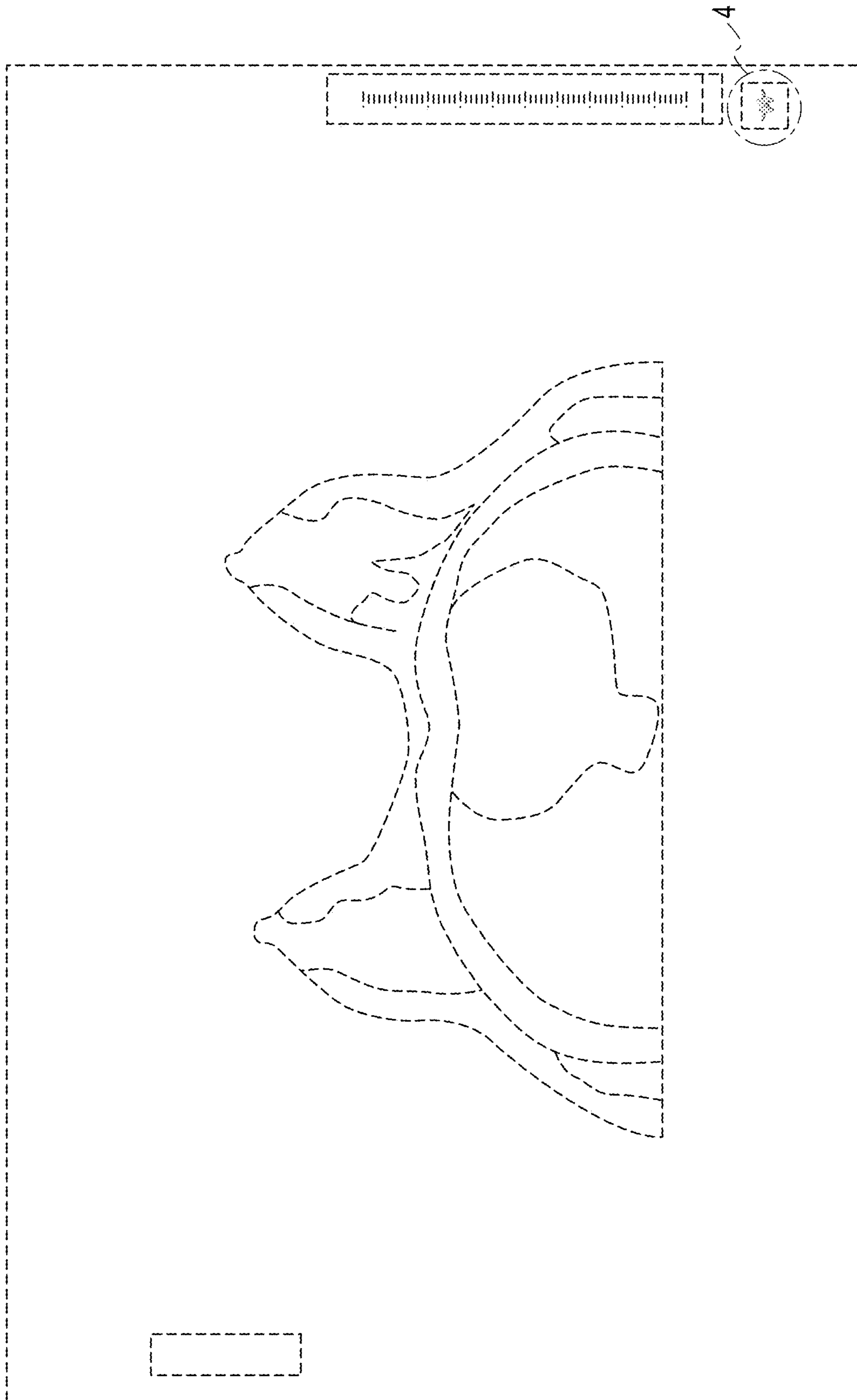


FIG. 1



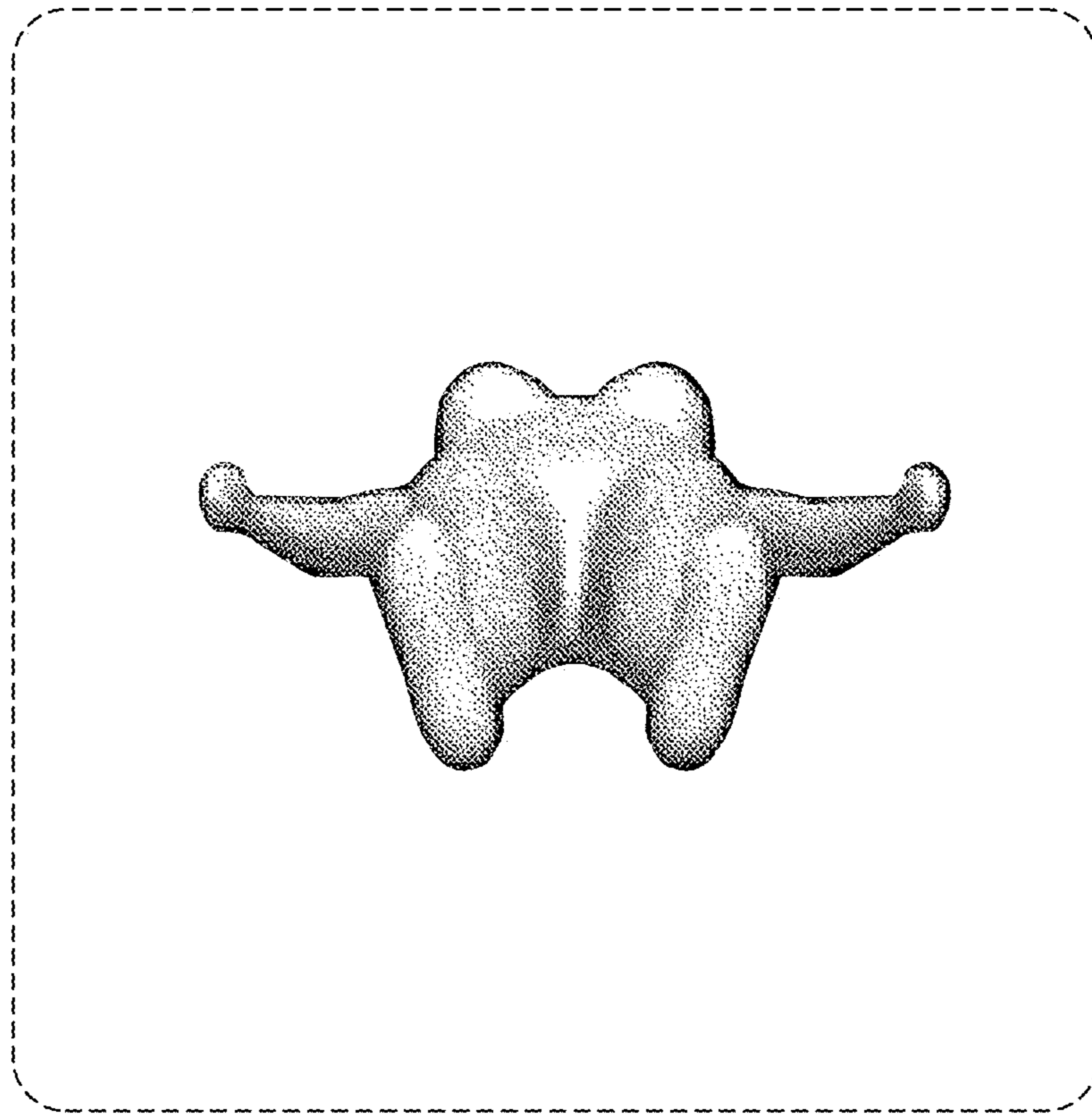


FIG. 2