



US00D934848S

(12) **United States Design Patent** (10) **Patent No.:** **US D934,848 S**
Wang (45) **Date of Patent:** **** Nov. 2, 2021**

(54) **MOBILE PHONE CASE**
(71) Applicant: **EVOLUTIVE LABS CO., LTD.**,
Taichung (TW)
(72) Inventor: **Ching-Fu Wang**, Taichung (TW)
(73) Assignee: **Evolute Labs Co., Ltd.**, Taichung
(TW)
(**) Term: **15 Years**

D705,206 S * 5/2014 Gengler D14/250
D706,255 S * 6/2014 Akana D14/250
D711,866 S * 8/2014 Kawata D14/250
D716,312 S * 10/2014 Fujioka D14/440
D721,357 S * 1/2015 Johnson D14/250
D723,016 S * 2/2015 Lee D14/250
D754,651 S * 4/2016 Roberts D14/250
D757,704 S * 5/2016 Roberts D14/250
D762,201 S * 7/2016 Tseng D14/250
D762,202 S * 7/2016 Tseng D14/250
D762,203 S * 7/2016 Chin D14/250
D776,099 S * 1/2017 Igarashi D14/250
D778,894 S * 2/2017 Igarashi D14/250

(Continued)

(21) Appl. No.: **29/627,597**
(22) Filed: **Nov. 28, 2017**
(51) **LOC (13) Cl.** **14-03**
(52) **U.S. Cl.**
USPC **D14/250**
(58) **Field of Classification Search**
USPC D14/203.3–203.7, 439, 251–253, 447,
D14/217, 240, 238.1, 250, 440, 248;
D13/103, 107–108, 119; D3/201, 218,
D3/247, 249, 269, 273, 301, 303
CPC H04B 1/3888; A45C 1/06; A45C 11/00;
A45C 13/02; A45C 2011/002; A45F
2005/026; A45F 2200/0525; A45F
2200/0516; H04M 1/0283; H04M 1/0202
See application file for complete search history.

Primary Examiner — Carla J Wright
(74) *Attorney, Agent, or Firm* — Michael Best &
Friedrich LLP

(57) **CLAIM**

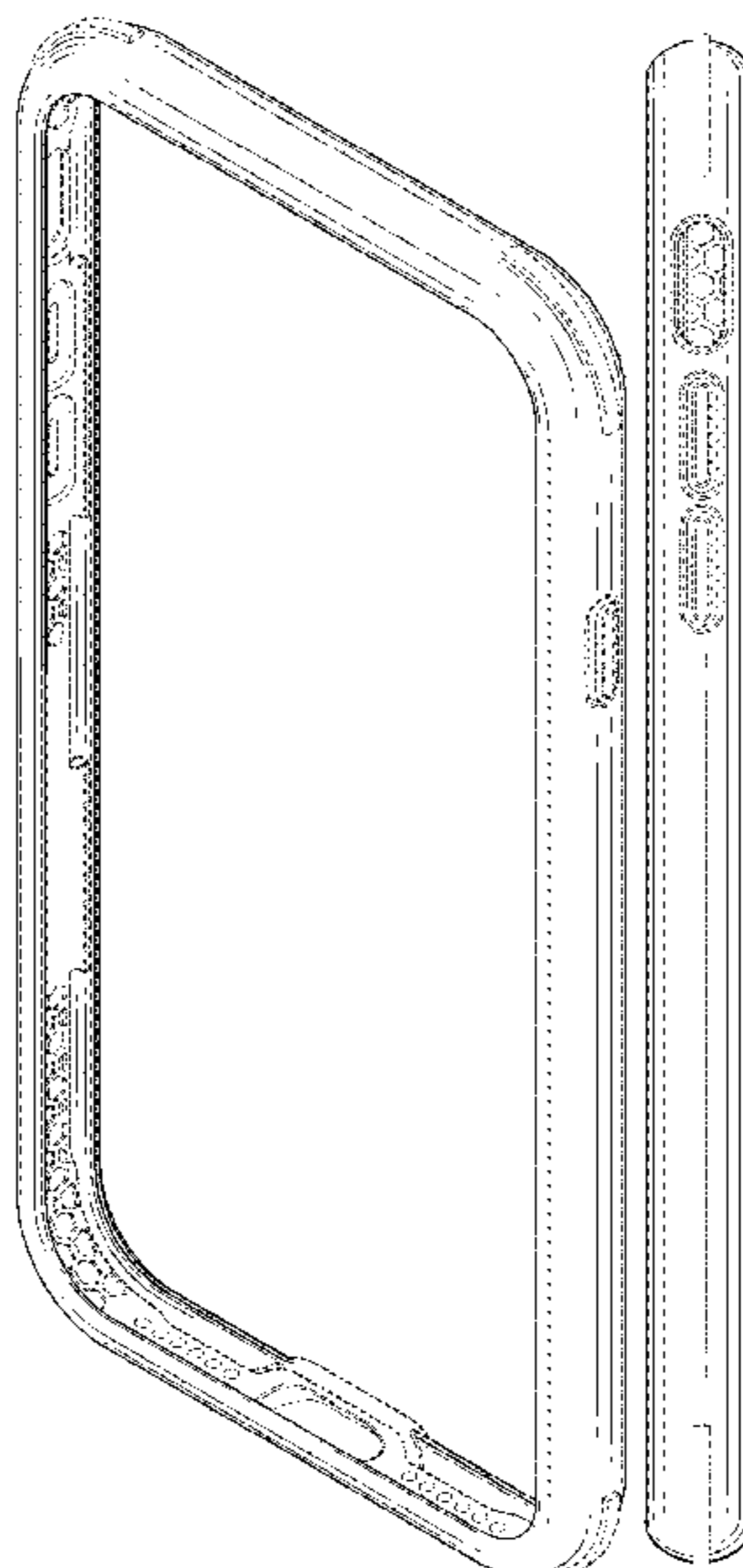
The ornamental design for a mobile phone case, as shown and described.

DESCRIPTION

FIG. 1 is a front, right-side, and top perspective view of a mobile phone case showing my new design;
FIG. 2 is a rear, left-side, and top perspective view thereof;
FIG. 3 is a front elevational view thereof;
FIG. 4 is a rear elevational view thereof;
FIG. 5 is a left-side elevational view thereof;
FIG. 6 is a right-side elevational view thereof;
FIG. 7 is a top plan view thereof;
FIG. 8 is a bottom plan view thereof;
FIG. 9 is a cross-sectional view thereof taken in the direction of line 9-9 of FIG. 3; and,
FIG. 10 is a cross-sectional view thereof taken in the direction of line 10-10 of FIG. 3.
The dashed broken lines depict portions of a mobile phone case in which the design is embodied that form no part of the claimed design.

(56) **References Cited**
U.S. PATENT DOCUMENTS
D671,930 S * 12/2012 Akana D14/250
D673,937 S * 1/2013 Cheng D14/250
D674,380 S * 1/2013 Soekoro D14/250
D674,789 S * 1/2013 Wen H04B 1/3888
D14/250
D678,262 S * 3/2013 Prato D14/250
D679,695 S * 4/2013 Fahrendorff D14/250
D696,240 S * 12/2013 Kim D14/250
D698,775 S * 2/2014 Huang D14/250
D703,649 S * 4/2014 Wikel D14/250

1 Claim, 10 Drawing Sheets



(56)

References Cited

U.S. PATENT DOCUMENTS

D787,490 S * 5/2017 Akana D14/250
2009/0111543 A1* 4/2009 Tai H04B 1/3888
455/575.8
2011/0297578 A1* 12/2011 Stiehl A45F 5/00
206/701
2012/0257340 A1* 10/2012 Kim H04B 1/3888
361/679.01

* cited by examiner

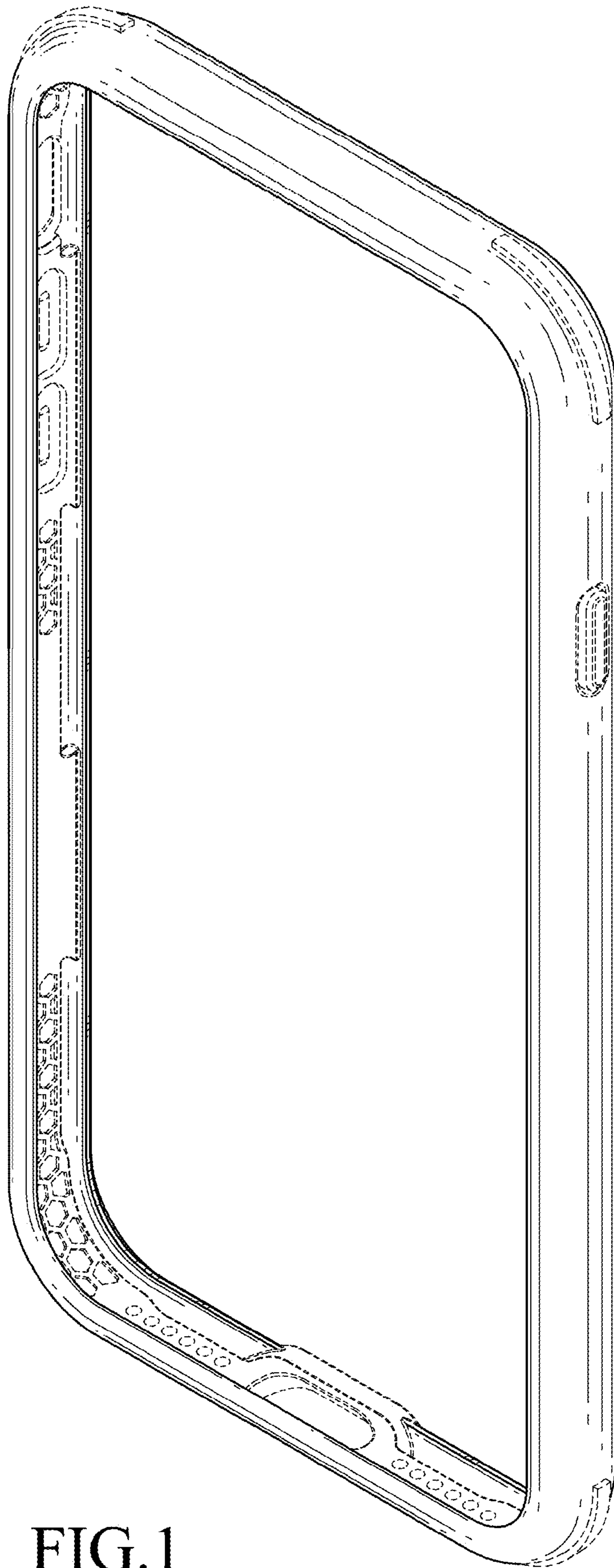


FIG. 1

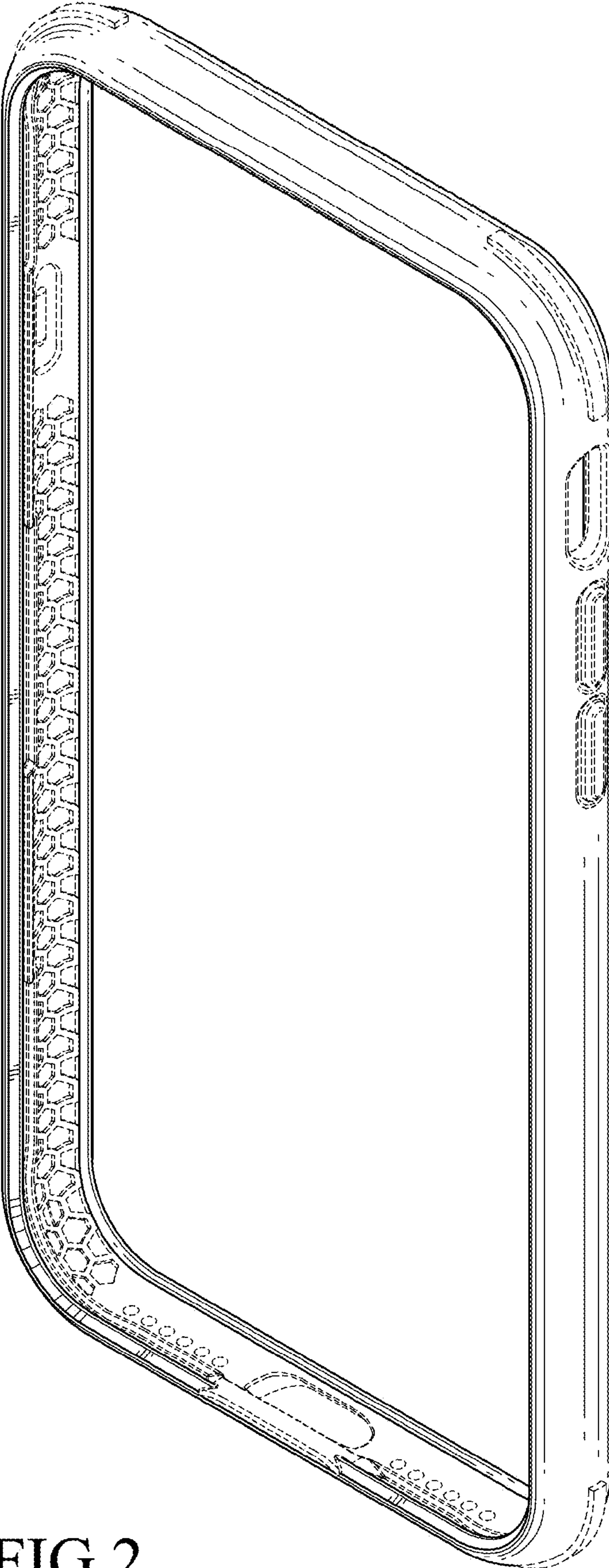


FIG.2

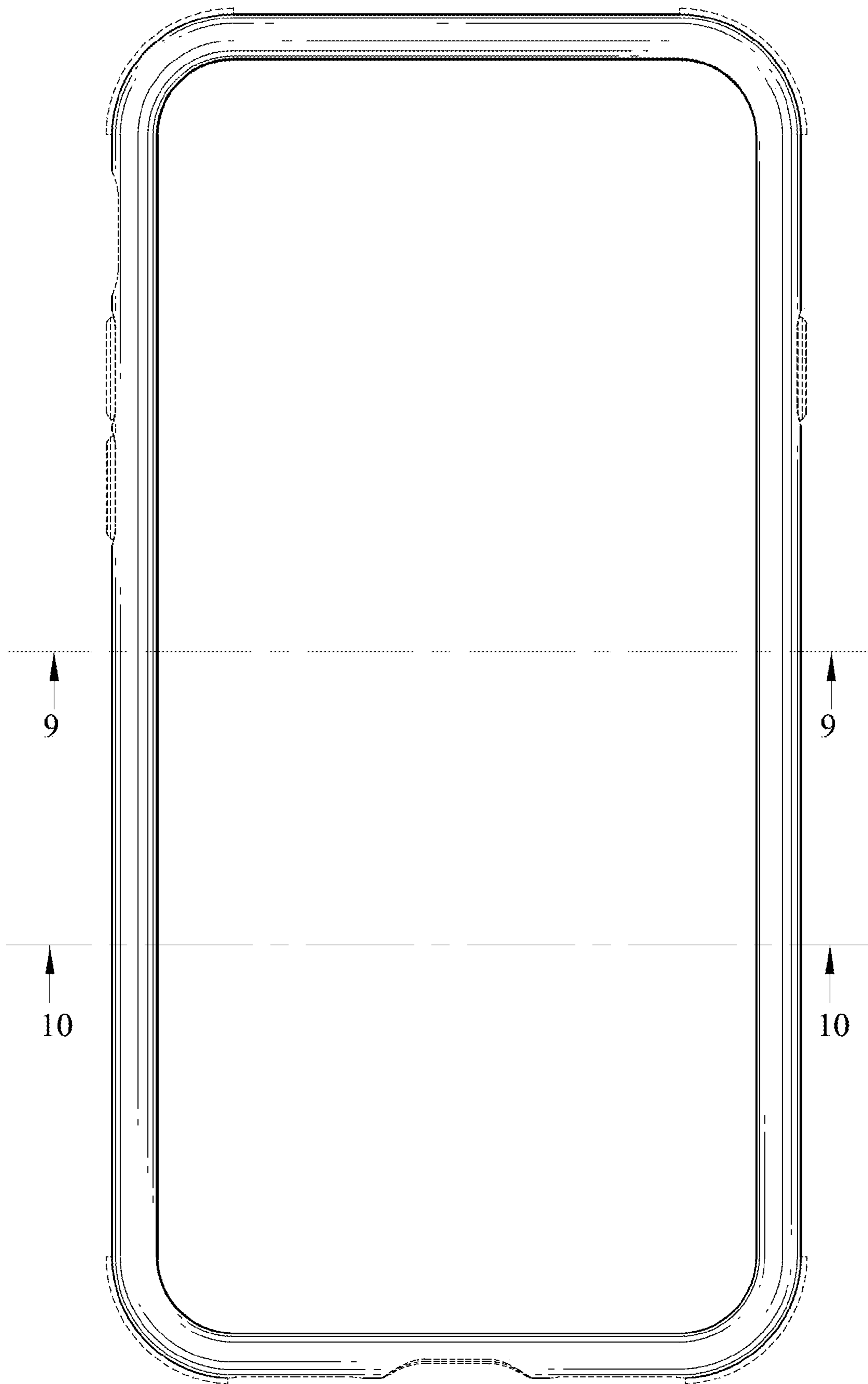


FIG.3




FIG.4

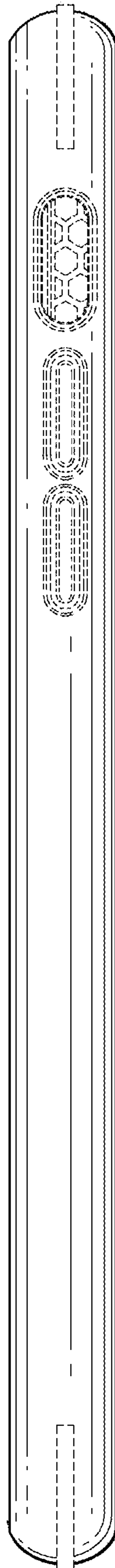


FIG.5




FIG.6




FIG. 7

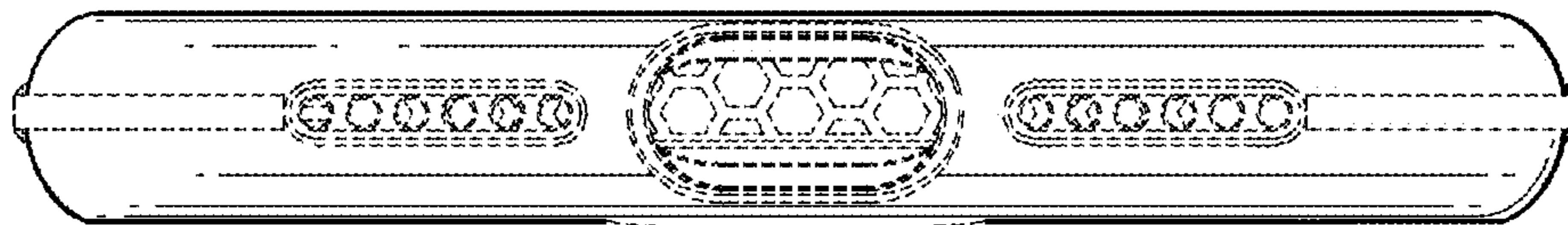


FIG. 8

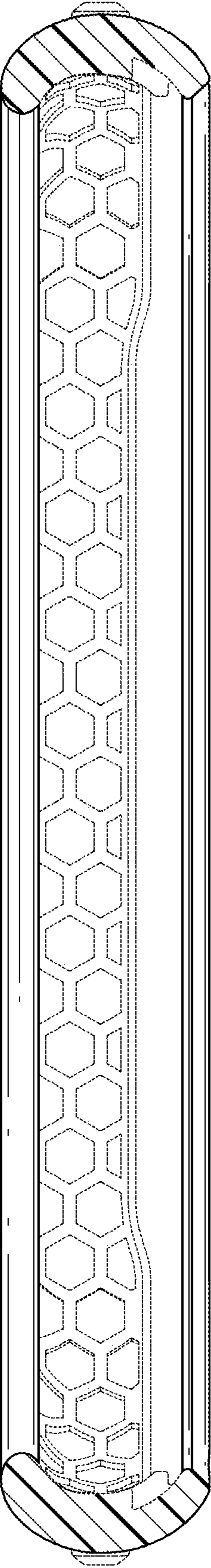


FIG. 9

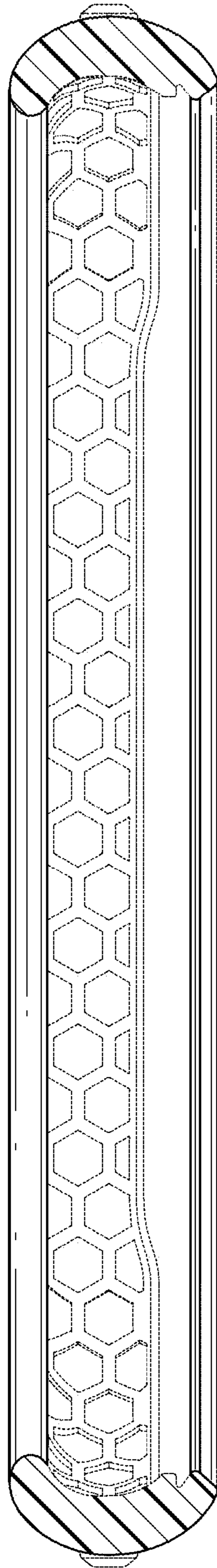


FIG.10