



US00D934844S

(12) **United States Design Patent** (10) **Patent No.:** **US D934,844 S**
Yang (45) **Date of Patent:** **** Nov. 2, 2021**

(54) **ANTENNA**

(71) Applicant: **SHENZHEN ANTOP TECHNOLOGY CO., LTD**, Shenzhen (CN)

(72) Inventor: **Ruidian Yang**, Shenzhen (CN)

(73) Assignee: **SHENZHEN ANTOP TECHNOLOGY CO., LTD**, Shenzhen (CN)

(**) Term: **15 Years**

(21) Appl. No.: **29/744,112**

(22) Filed: **Jul. 27, 2020**

(30) **Foreign Application Priority Data**

Jul. 1, 2020 (CN) 202030348850.7

(51) **LOC (13) Cl.** **14-03**

(52) **U.S. Cl.**
USPC **D14/230**

(58) **Field of Classification Search**
USPC D14/138, 230-238, 299, 358
CPC H01Q 7/00; H01Q 13/10; H01Q 9/285;
H01Q 19/30; H01Q 19/12; H01Q 1/38;
H01Q 1/36; H01Q 2/0027; H01Q 1/48;
H01Q 9/045; H01Q 1/243; H04B 1/0475;
H04B 1/034; H05K 11/00

See application file for complete search history.

(56) **References Cited**

U.S. PATENT DOCUMENTS

D320,394 S *	10/1991	Cooper	D14/230
D454,861 S *	3/2002	Jones	D14/230
D491,926 S *	6/2004	Tai	D14/230
D650,364 S *	12/2011	Kim	D14/218
D695,274 S *	12/2013	Barnsteiner	D14/218
D721,676 S *	1/2015	Hammond	D14/218
D748,079 S *	1/2016	Dinsdale	D14/230
D793,347 S *	8/2017	Nostrant	D13/168
D845,936 S *	4/2019	Benedetti	D14/230

* cited by examiner

Primary Examiner — John Windmuller

(74) *Attorney, Agent, or Firm* — Erickson Kernell IP, LLC; Kent R. Erickson

(57) **CLAIM**

The ornamental design for an antenna, as shown and described.

DESCRIPTION

FIG. 1 is a front elevation view of an antenna of the present invention;

FIG. 2 is a rear elevation view thereof;

FIG. 3 is a left-side elevation view thereof;

FIG. 4 is a right-side elevation view thereof;

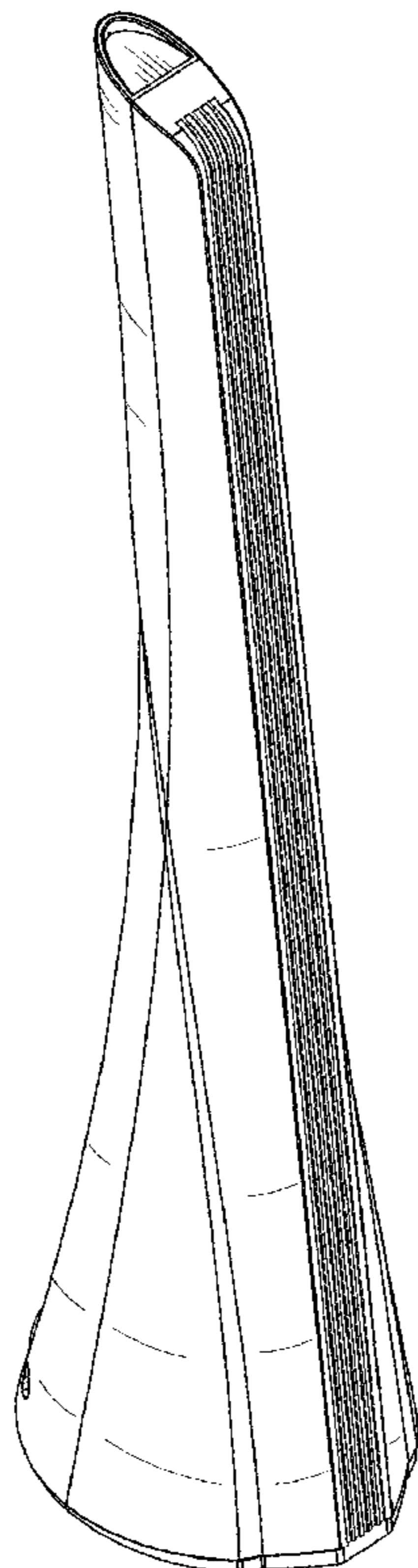
FIG. 5 is a top plan view thereof; and

FIG. 6 is a bottom plan view thereof;

FIG. 7 is a front perspective view thereof; and,

FIG. 8 is a rear perspective view thereof.

1 Claim, 8 Drawing Sheets



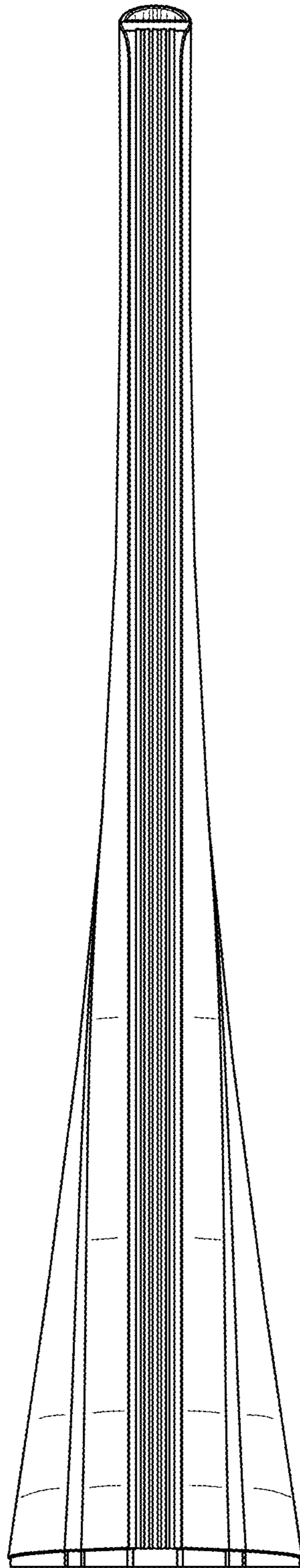


FIG. 1

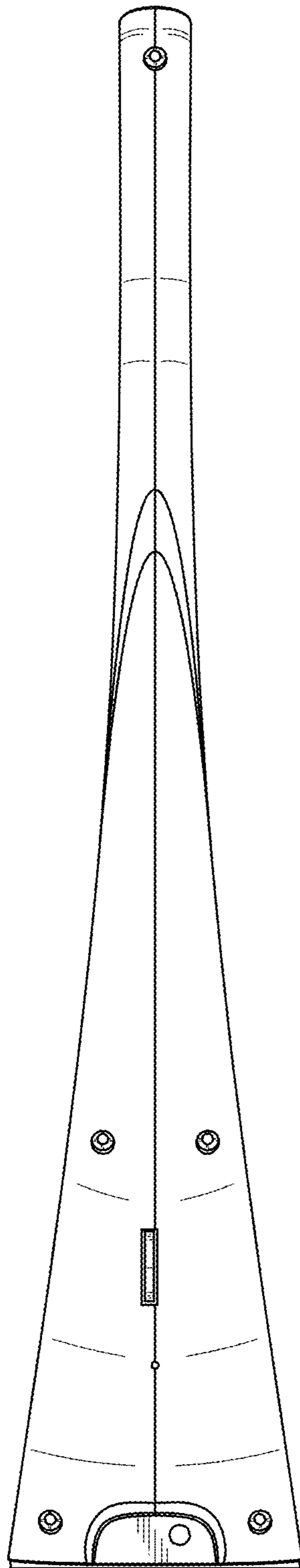


FIG. 2

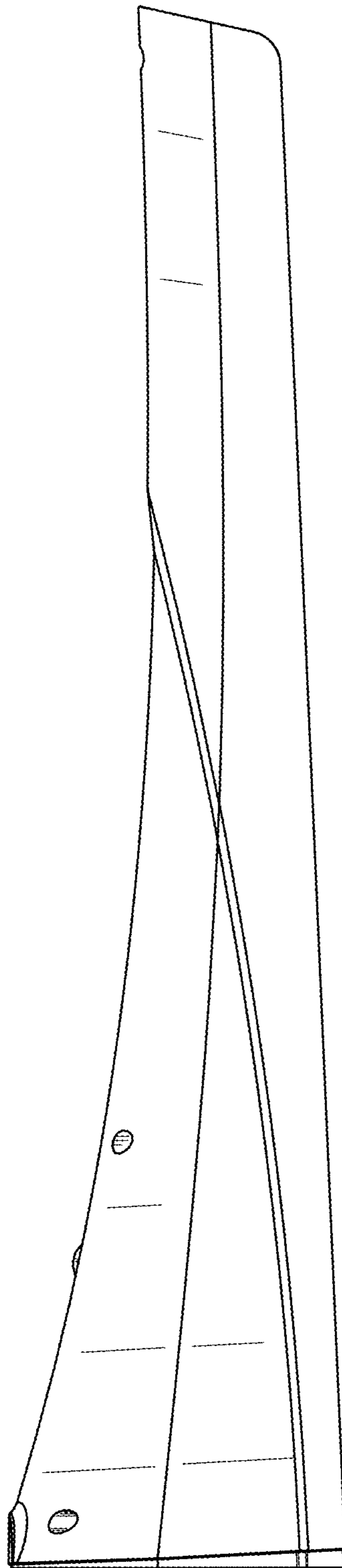


FIG. 3

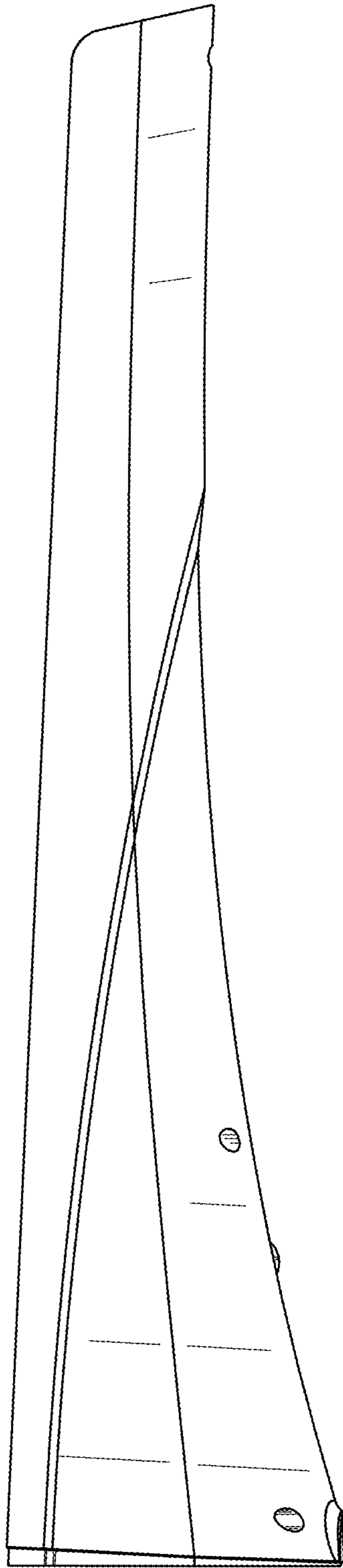


FIG. 4

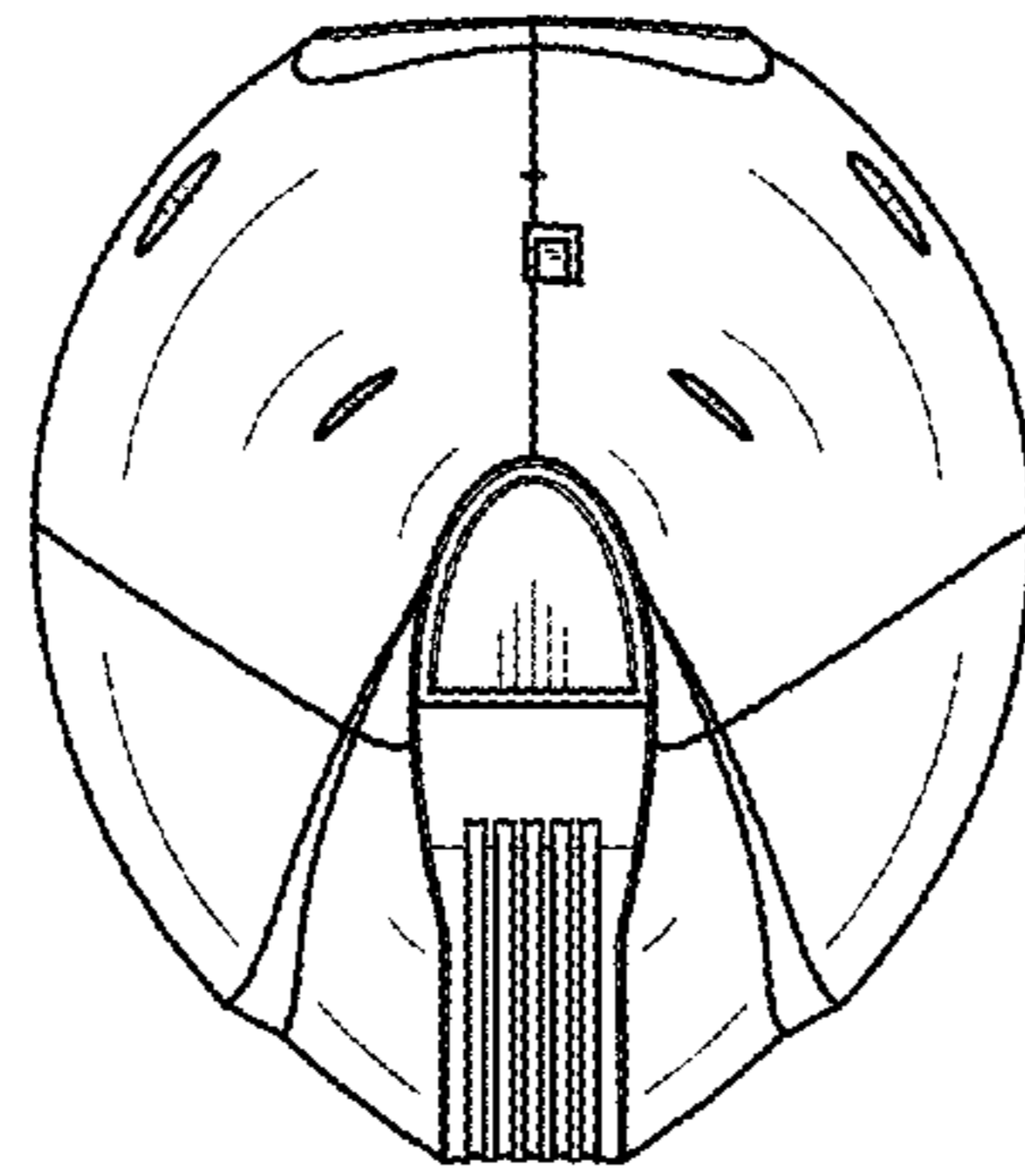


FIG. 5

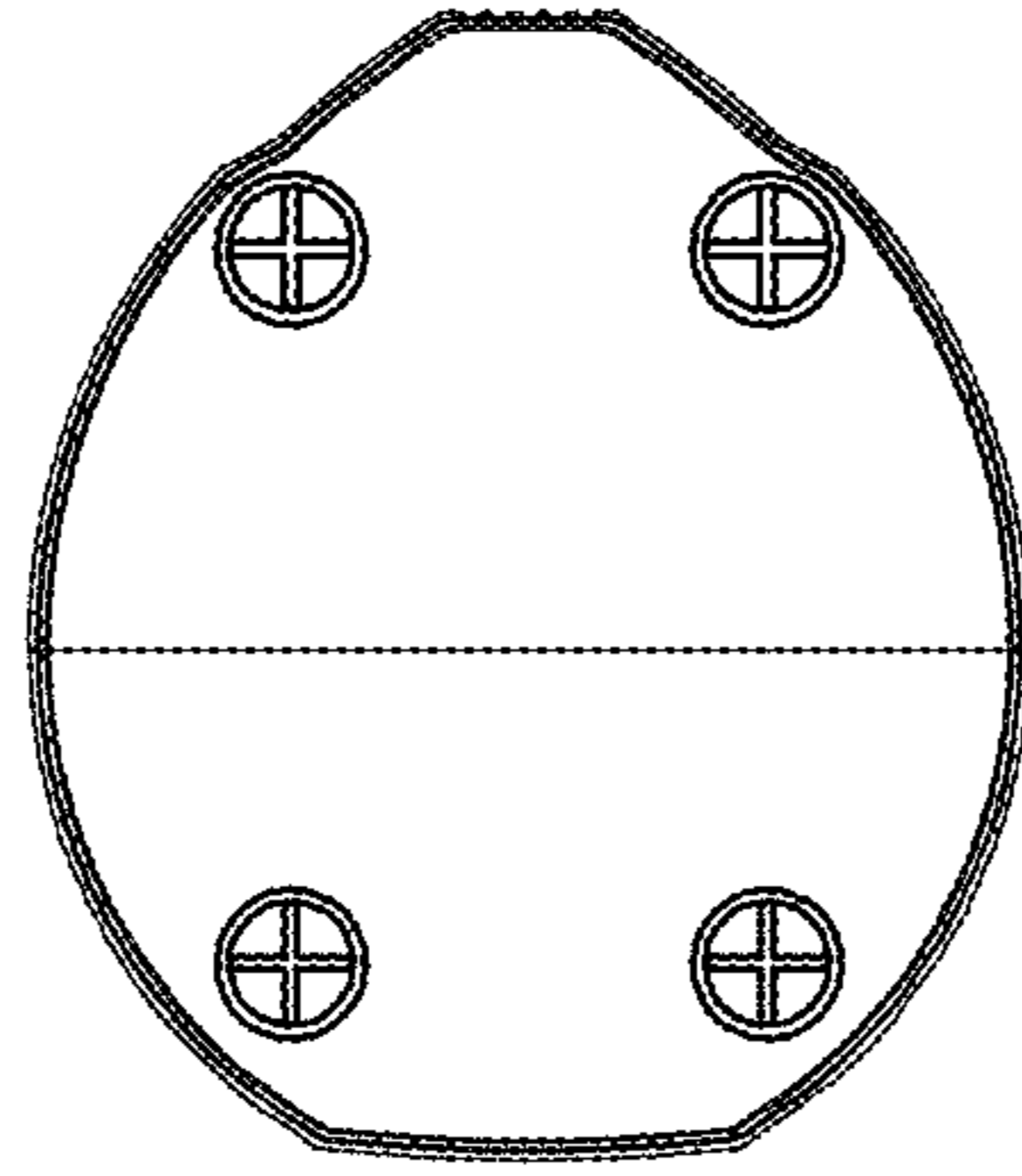


FIG. 6

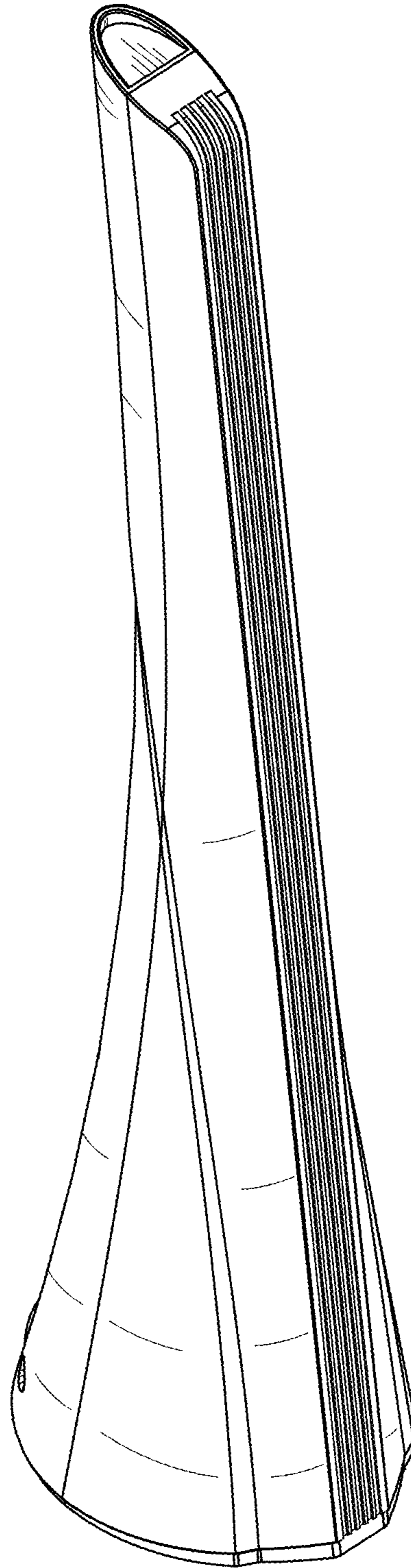


FIG. 7



FIG. 8