



US00D934838S

(12) **United States Design Patent** (10) **Patent No.:** **US D934,838 S**
Warrick (45) **Date of Patent:** **** Nov. 2, 2021**

(54) **REMOTE CONTROL**
(71) Applicant: **Jasco Products Company LLC**,
Oklahoma City, OK (US)
(72) Inventor: **David Warrick**, Oklahoma City, OK
(US)
(73) Assignee: **Jasco Products Company LLC**,
Oklahoma City, OK (US)
(**) Term: **15 Years**
(21) Appl. No.: **29/740,153**
(22) Filed: **Jul. 1, 2020**
(51) **LOC (13) Cl.** **14-03**
(52) **U.S. Cl.**
USPC **D14/218**; D13/168
(58) **Field of Classification Search**
USPC D13/168; D14/218
CPC G08C 17/02; G08C 19/00; G08C 19/12;
G08C 19/28; G08C 23/04; H04B 1/202;
H05B 45/00; H05B 47/10; H05B 47/19;
H03J 9/00; H03J 9/02; H03J 9/04; H03J
9/06; H03J 1/0025; H01H 9/0225; H01H
9/0228; H01H 9/0235
See application file for complete search history.

D630,189 S 1/2011 Daniels et al.
D630,190 S 1/2011 Daniels
D632,280 S 2/2011 Daniels
D638,825 S 5/2011 VanDuyn et al.
D639,278 S 6/2011 Chai et al.
D641,734 S 7/2011 Chou et al.
D648,327 S 11/2011 Maier et al.
D650,365 S 12/2011 McManigal et al.
D664,521 S 7/2012 VanDuyn et al.
D664,945 S 8/2012 Morris et al.
D664,946 S 8/2012 Morris et al.
D697,055 S 1/2014 McManigal
D699,223 S 2/2014 Maier et al.
D703,187 S 4/2014 Maier et al.
D703,190 S 4/2014 Zaslavsky et al.
D714,762 S 10/2014 O'Neil
D724,568 S 3/2015 Peh
D730,874 S 6/2015 McManigal et al.
D735,195 S 7/2015 Yakel

(Continued)

Primary Examiner — Selina Sikder
(74) *Attorney, Agent, or Firm* — Bruce P. LaBrie;
Resolution Legal Group

(57) **CLAIM**

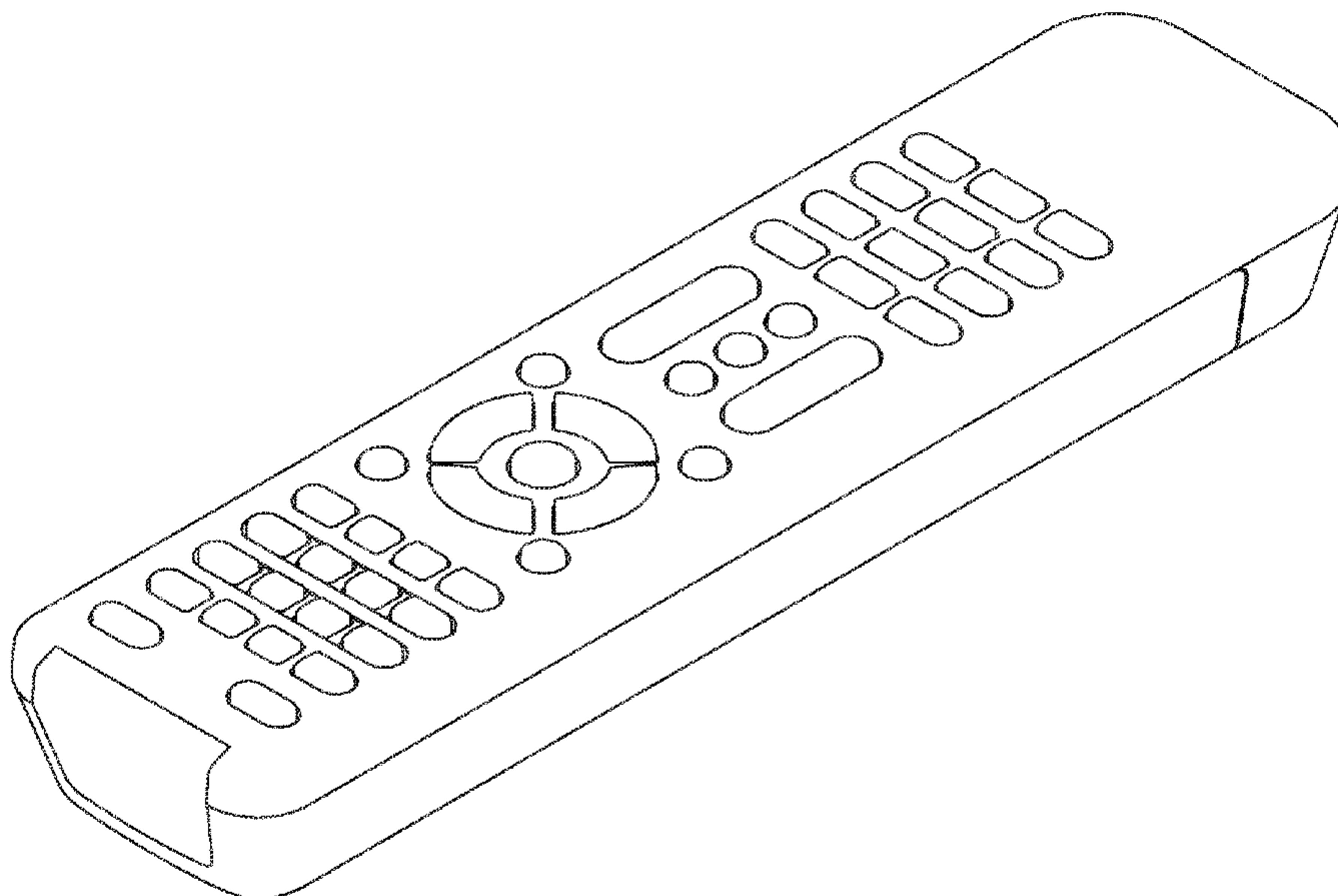
The ornamental design for a remote control, as shown and described.

DESCRIPTION

FIG. 1 is a top plan view of a remote control showing my new design;
FIG. 2 is a bottom plan view thereof;
FIG. 3 is a left side view thereof;
FIG. 4 is a right side view thereof;
FIG. 5 is a front view thereof;
FIG. 6 is a rear view thereof; and,
FIG. 7 is a perspective view thereof.
The broken lines depicting portions of the remote control is for illustrative purpose only and forms no part of the claimed design.

1 Claim, 3 Drawing Sheets

(56) **References Cited**
U.S. PATENT DOCUMENTS
D515,557 S * 2/2006 Okuley D14/218
D551,659 S * 9/2007 Shih D14/218
D594,850 S 6/2009 Yan
D602,474 S 10/2009 Hansen et al.
D603,842 S * 11/2009 Bruce D14/218
D611,456 S 3/2010 Lin
D614,605 S 4/2010 Teh et al.
D622,703 S 8/2010 Cheng Teh et al.
D629,392 S 12/2010 Chiu
D630,188 S 1/2011 Daniels



(56)

References Cited

U.S. PATENT DOCUMENTS

D760,198 S 6/2016 Kim et al.
D768,605 S 10/2016 Wong et al.
D803,815 S 11/2017 Maier
D809,485 S 2/2018 McManigal et al.
D835,074 S 12/2018 Cheng
D845,930 S * 4/2019 Schulz D14/218
D848,977 S * 5/2019 Pang D14/218
D866,527 S 11/2019 Maier et al.
D856,308 S 12/2019 Pang et al.
D856,309 S 12/2019 Pang et al.
D856,310 S 12/2019 Lu
D856,978 S 12/2019 Lu
D872,710 S * 1/2020 Tu D14/218
D873,801 S 1/2020 Garcia et al.
D884,678 S 5/2020 Diao et al.
D887,393 S 6/2020 Maier et al.
2018/0011509 A1 * 1/2018 Maier G05G 5/05

* cited by examiner

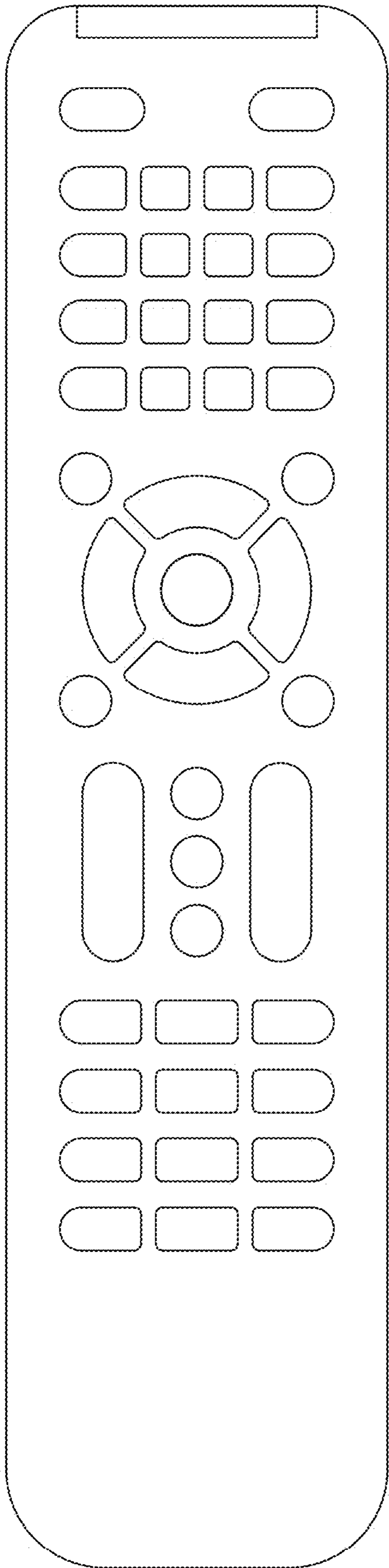


FIG. 1

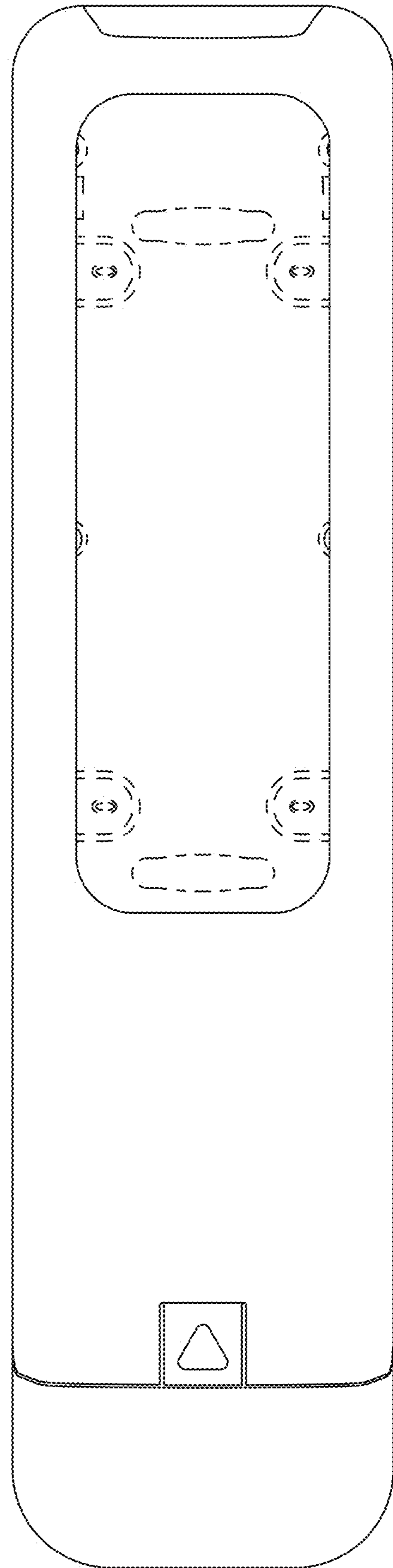


FIG. 2




FIG. 3

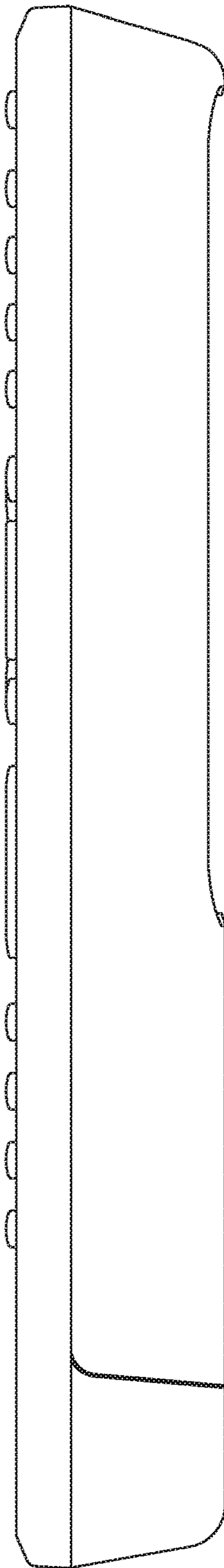


FIG. 4

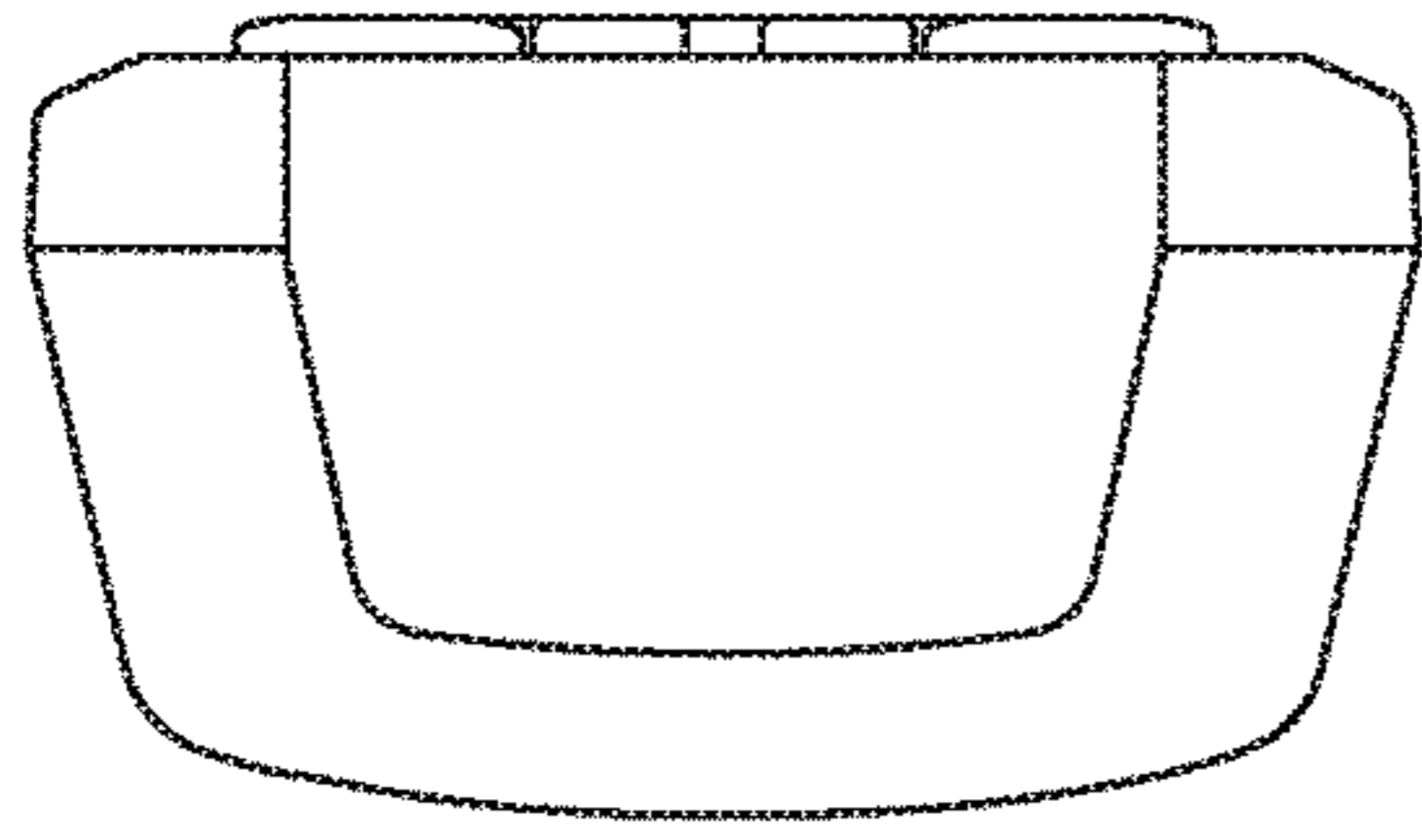


FIG. 5

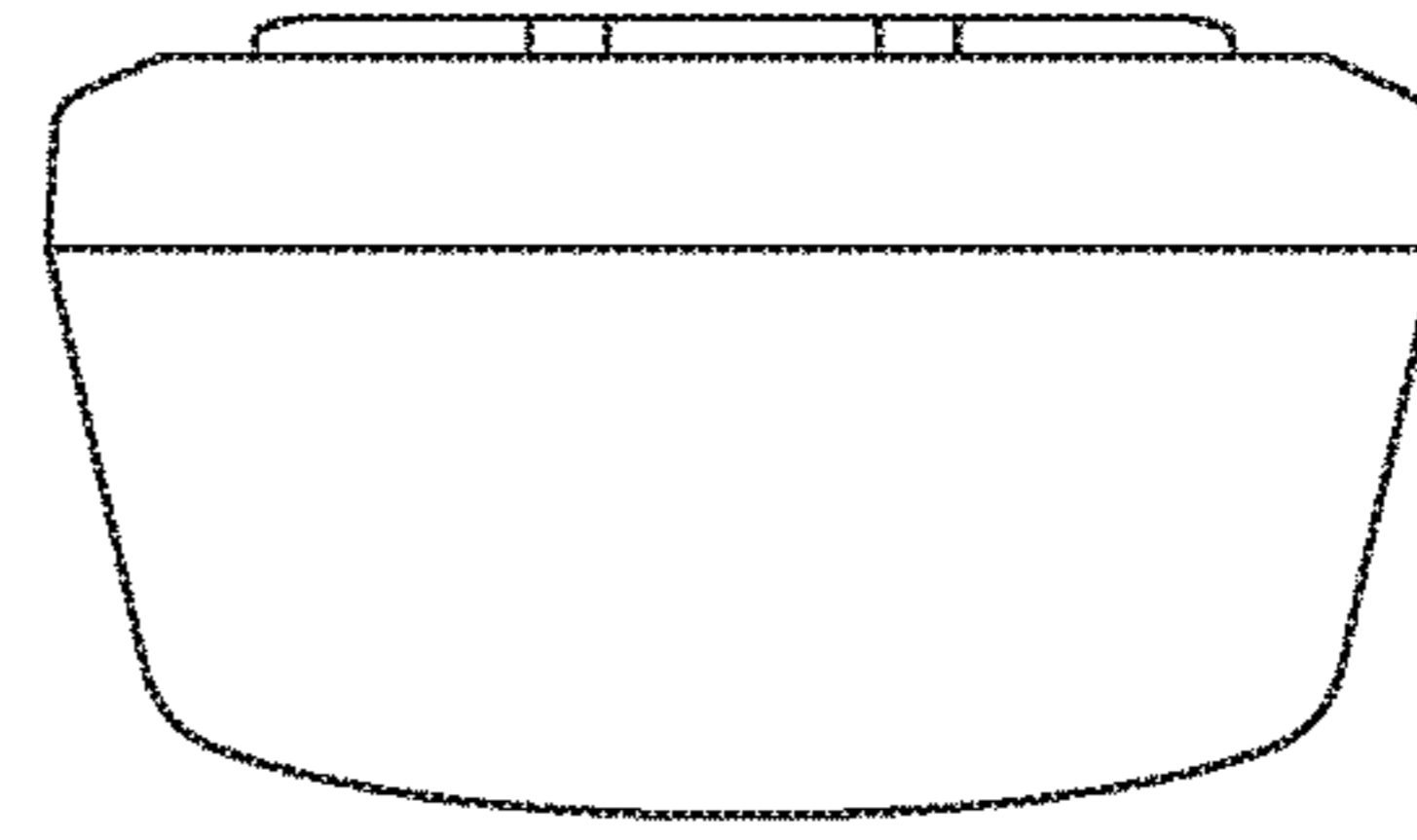


FIG. 6

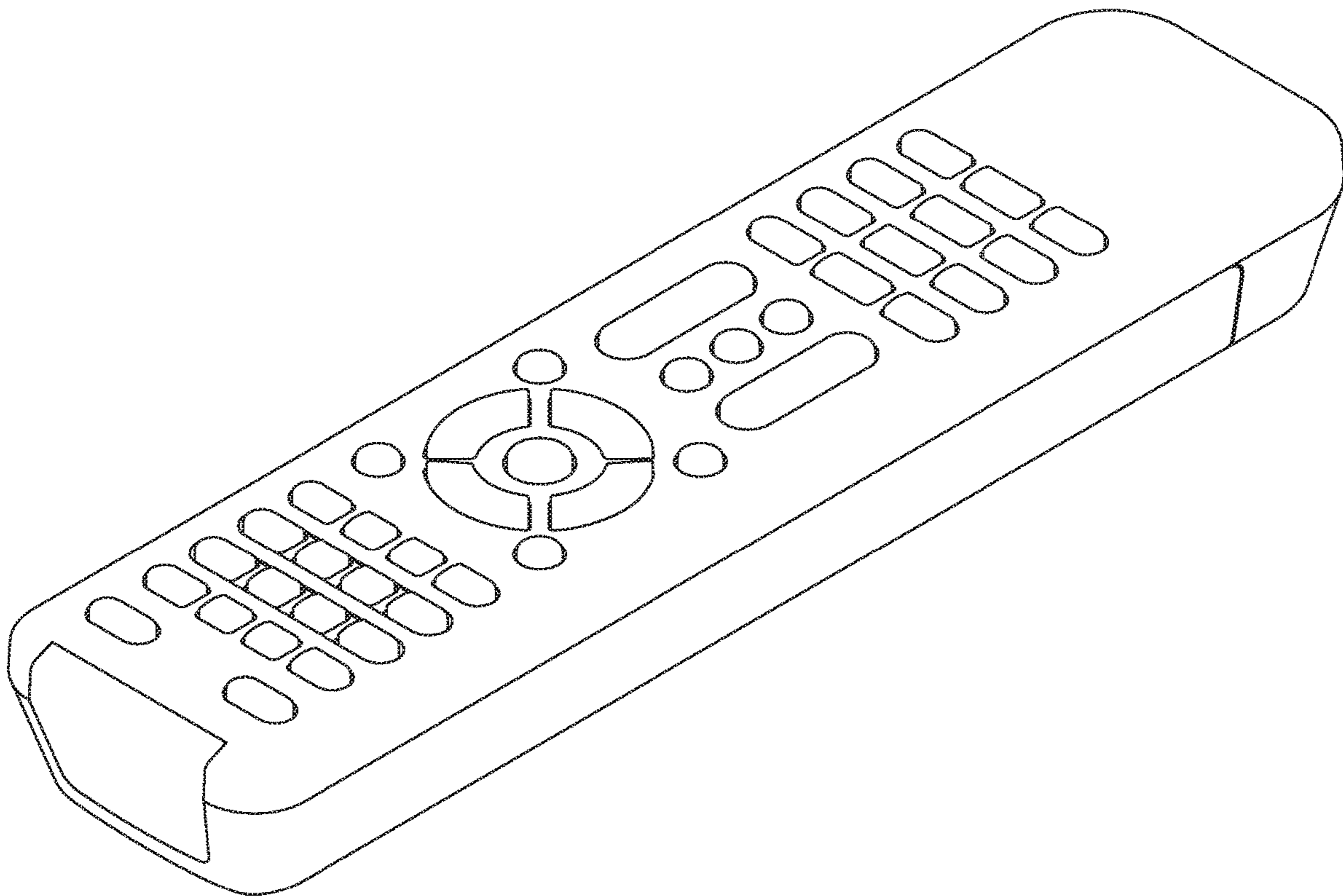


FIG. 7