



US00D934811S

(12) **United States Design Patent** (10) **Patent No.:** **US D934,811 S**
Rudaitis et al. (45) **Date of Patent:** **** Nov. 2, 2021**

(54) **CONNECTOR HOUSING**

(71) Applicant: **Parker-Hannifin Corporation**,
Cleveland, OH (US)

(72) Inventors: **Erick W. Rudaitis**, Sterling Heights,
MI (US); **John Garbarino**, Grandville,
MI (US); **Timothy Faillo**, Kalamazoo,
MI (US); **Serge Rondreux**, Evreux
(FR)

(73) Assignee: **Parker-Hannifin Corporation**,
Cleveland, OH (US)

D443,587 S * 6/2001 Sakasegawa D13/123
D476,622 S * 7/2003 Ando D13/118
D544,836 S * 6/2007 Sichner D13/123
D727,267 S * 4/2015 Anselment D13/147
D729,171 S * 5/2015 Dietel D13/147
D731,980 S * 6/2015 Dietel D13/147
D736,713 S * 8/2015 Sekine D13/147
D737,212 S * 8/2015 Andersson D13/147
D747,690 S * 1/2016 Andersson D13/147
D763,201 S * 8/2016 Burkell D13/162
D825,472 S * 8/2018 Yamanaka D13/147
D837,152 S * 1/2019 Wegerer D13/110

(Continued)

(**) Term: **15 Years**

(21) Appl. No.: **29/656,833**

(22) Filed: **Jul. 17, 2018**

(51) **LOC (13) Cl.** **13-03**

(52) **U.S. Cl.**
USPC **D13/147**

(58) **Field of Classification Search**
USPC D13/110, 112, 118, 123, 146, 147,
D13/158-160, 173, 174, 177, 178, 184,
D13/199, 133, 149, 153, 154
CPC G05B 19/04; G05B 19/41; G06F 13/20;
G08B 5/36; H01R 9/24; H05K 7/00;
H05K 7/14; H04L 12/24; H04L 12/40
See application file for complete search history.

(56) **References Cited**

U.S. PATENT DOCUMENTS

D339,324 S * 9/1993 Ahn D13/110
D400,857 S * 11/1998 Meloche D13/146
D425,483 S * 5/2000 Bechtold D13/147
6,077,125 A * 6/2000 Emery H01R 9/2433
439/638
D433,998 S * 11/2000 Ishitsuka D13/123
D439,883 S * 4/2001 Miyazoe D13/147
D443,248 S * 6/2001 Sakasegawa D13/123
D443,586 S * 6/2001 Sakasegawa D13/123

OTHER PUBLICATIONS

Balluff I/O device, downloaded image from Internet on Jul. 17, 2018 From: <http://www.directindustry.com/prod/balluff/product-7415-1345339.html>.

(Continued)

Primary Examiner — Shawn T Gingrich
(74) *Attorney, Agent, or Firm* — Renner, Otto, Boisselle & Sklar, LLP

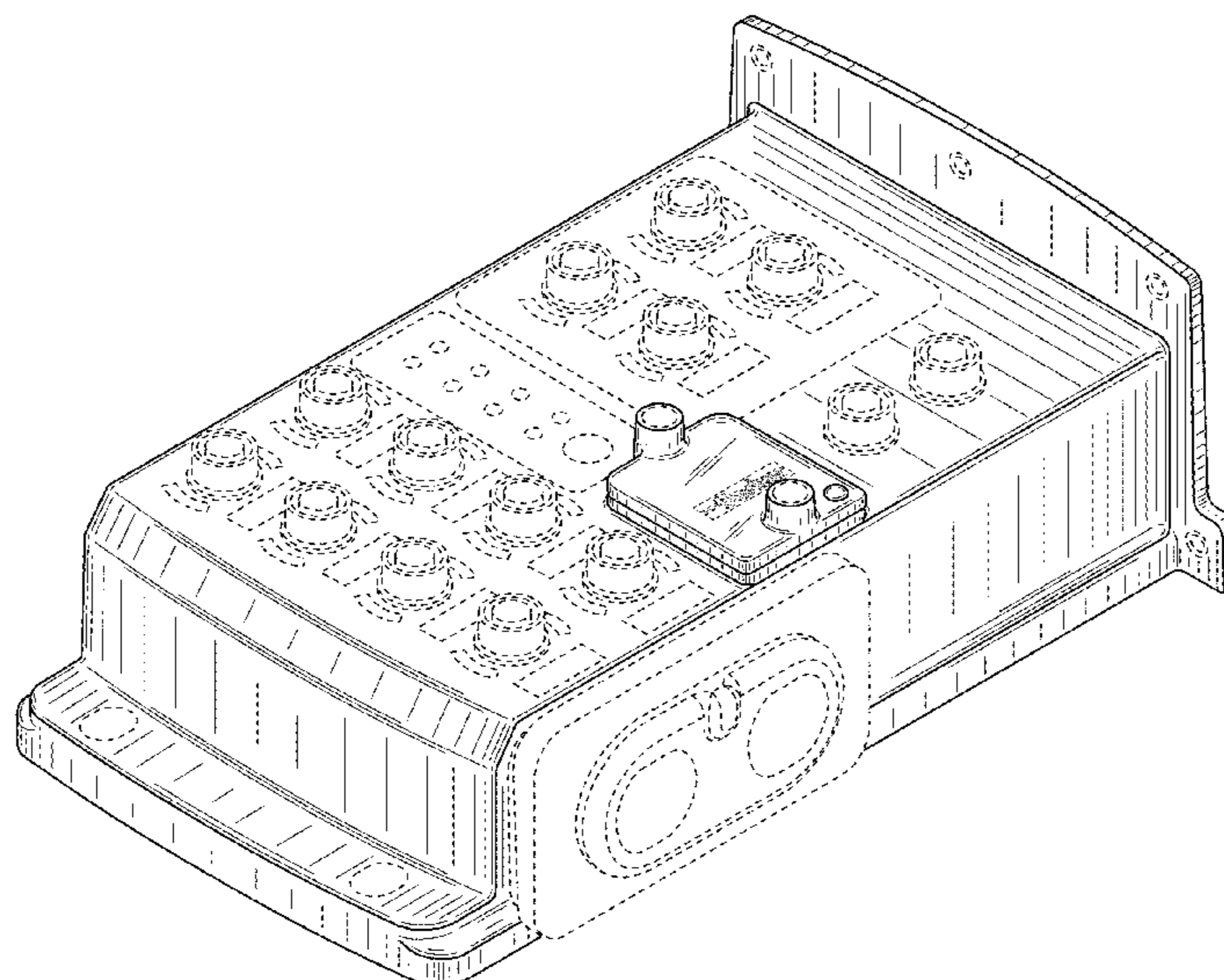
(57) **CLAIM**

The ornamental design for connector housing, as shown and described.

DESCRIPTION

FIG. 1 is a perspective view of an embodiment of a connector housing showing our new design;
FIG. 2 is a top plan side view thereof;
FIG. 3 is a bottom plan view thereof;
FIG. 4 is a front elevational view thereof;
FIG. 5 is a rear elevation view thereof;
FIG. 6 is a left side elevational view thereof; and,
FIG. 7 is a right side elevational view thereof.
The broken lines in the drawings illustrate portions of the article and form no part of the claimed design.

1 Claim, 5 Drawing Sheets



(56)

References Cited

U.S. PATENT DOCUMENTS

D918,149 S * 5/2021 Adelman D13/147
2005/0142956 A1* 6/2005 Liang H01R 13/68
439/816
2018/0114653 A1* 4/2018 Amirthasamy H01H 13/06
2020/0060039 A1* 2/2020 De Carolis H01R 33/94
2020/0264593 A1* 8/2020 Rudaitis G05B 19/0423
2020/0393805 A1* 12/2020 Rudaitas F15B 13/0867

OTHER PUBLICATIONS

Turek IO device, downloaded image from Internet on Jul. 17, 2018
From: <http://pdb2.turck.de/us/en/groups/000000370001ace200010023>.

* cited by examiner

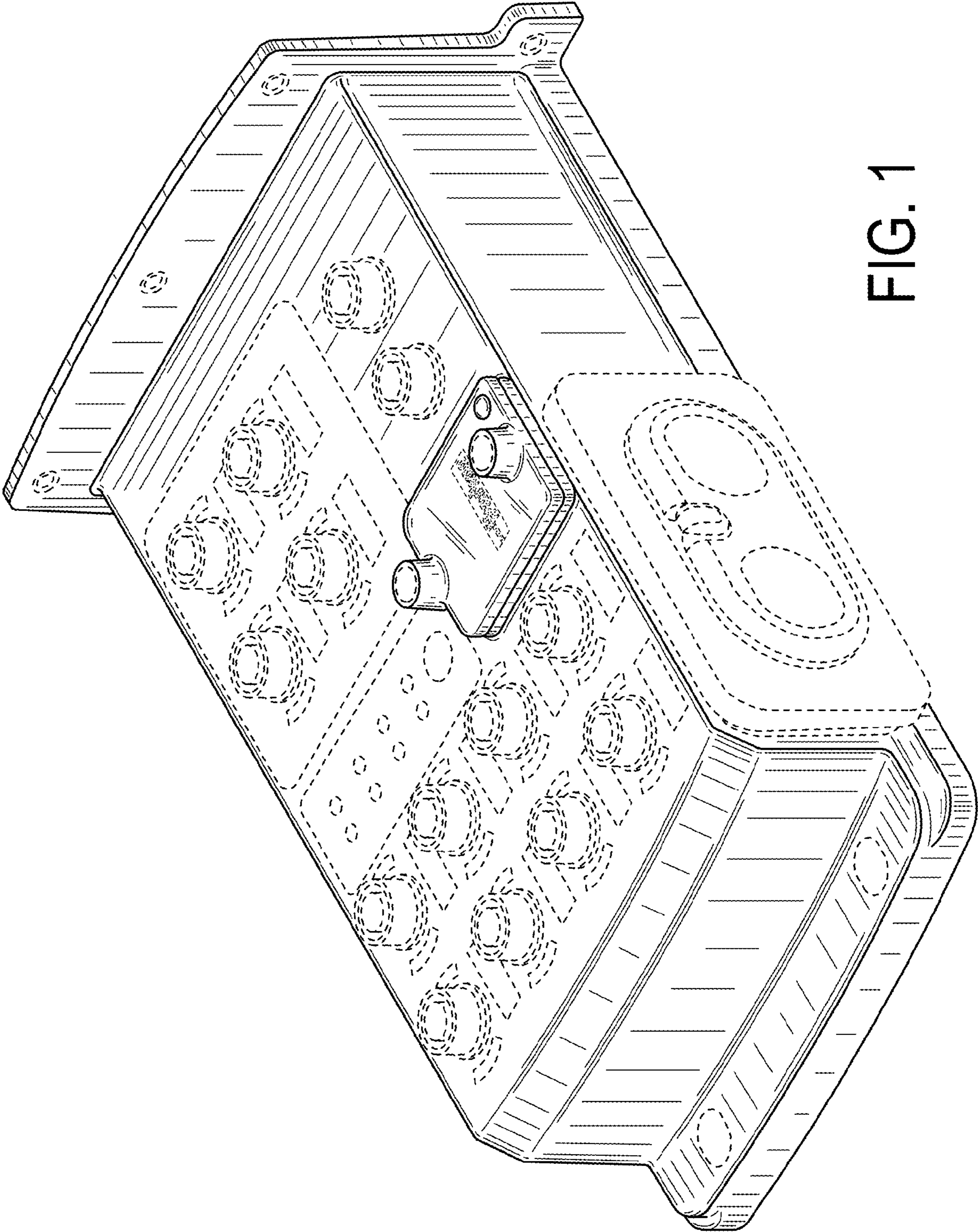


FIG. 1

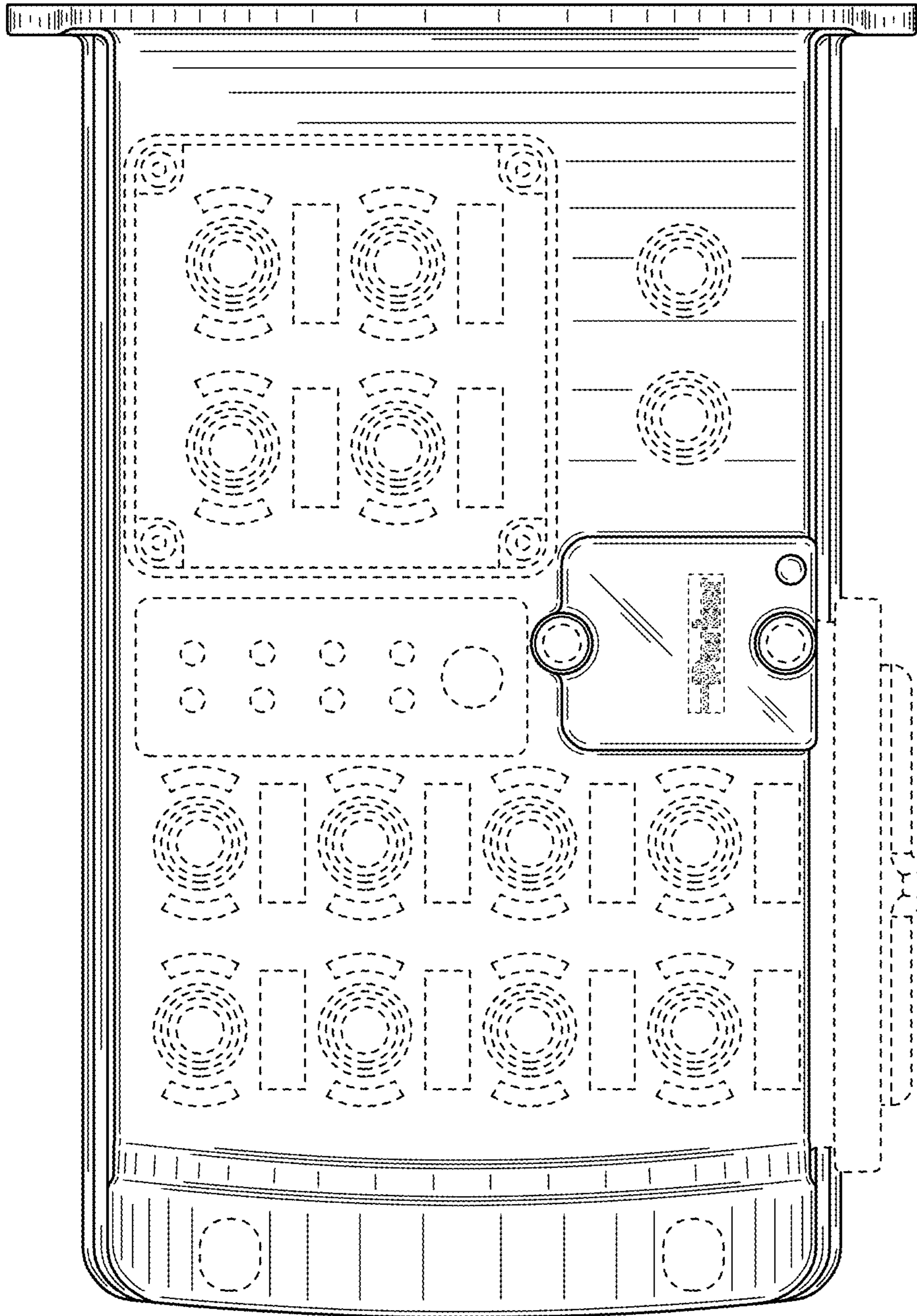


FIG. 2

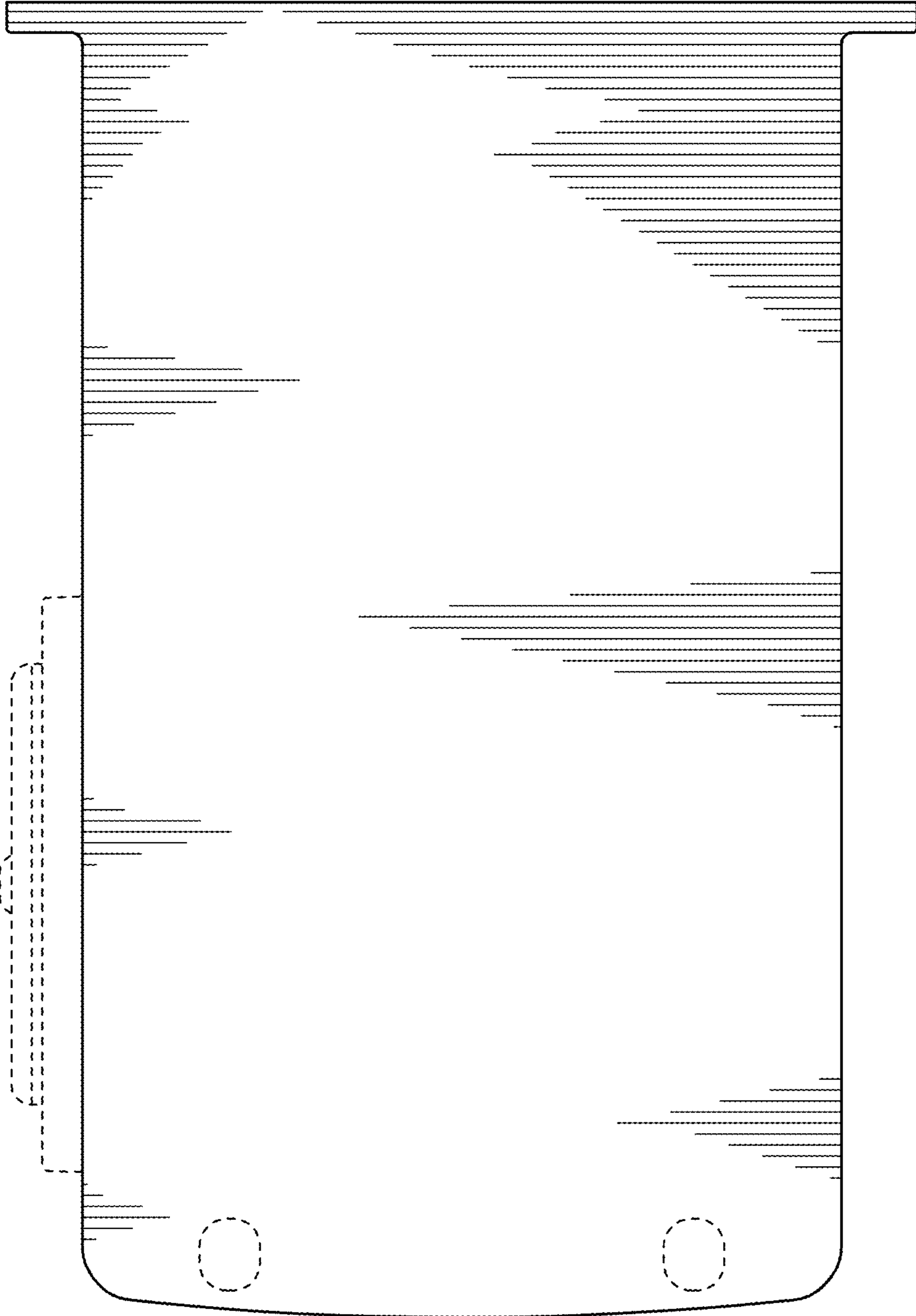


FIG. 3

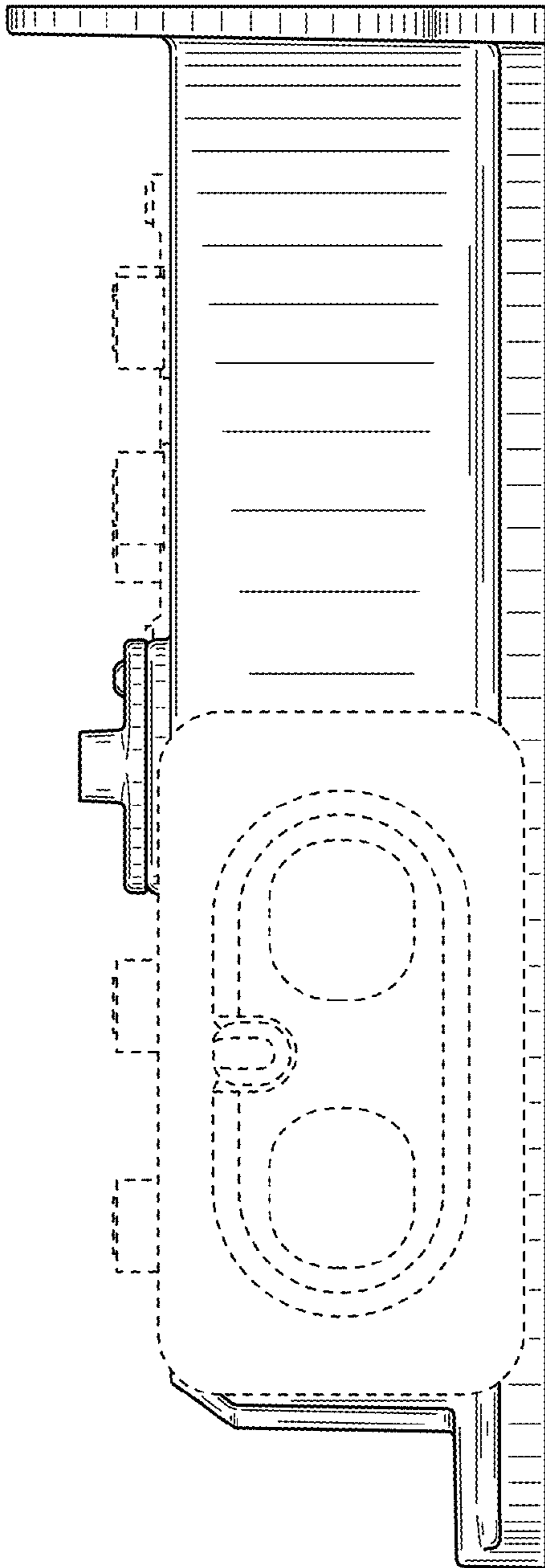


FIG. 4

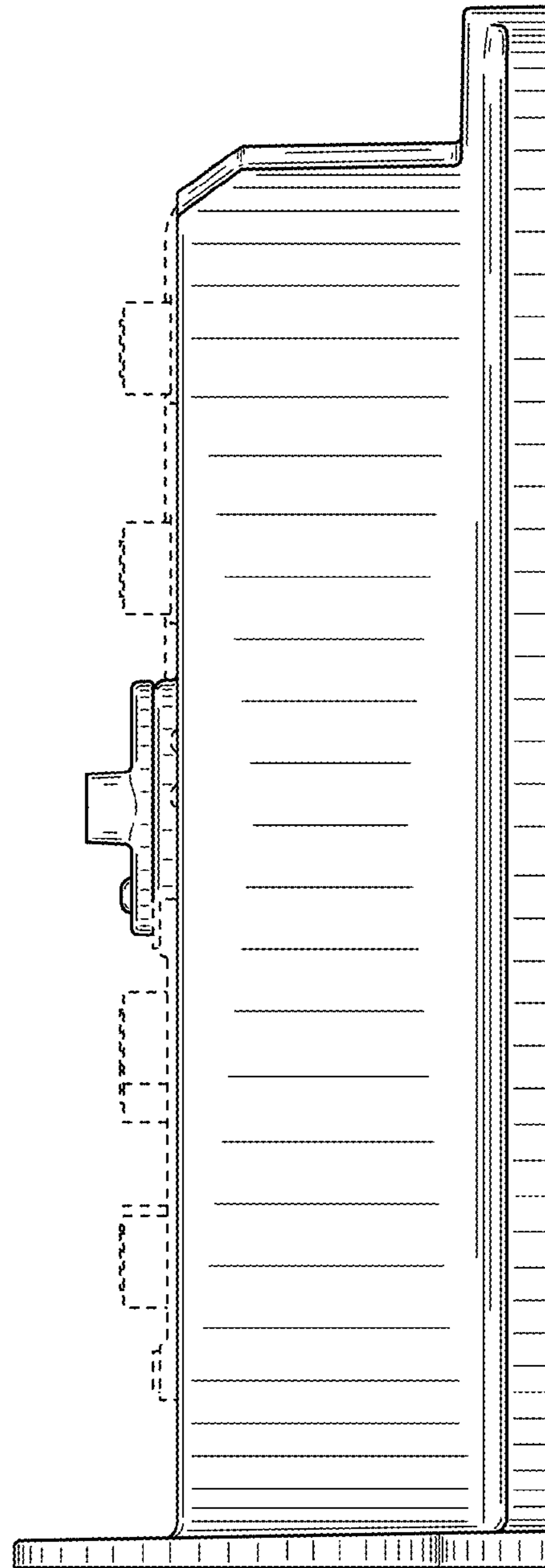


FIG. 5

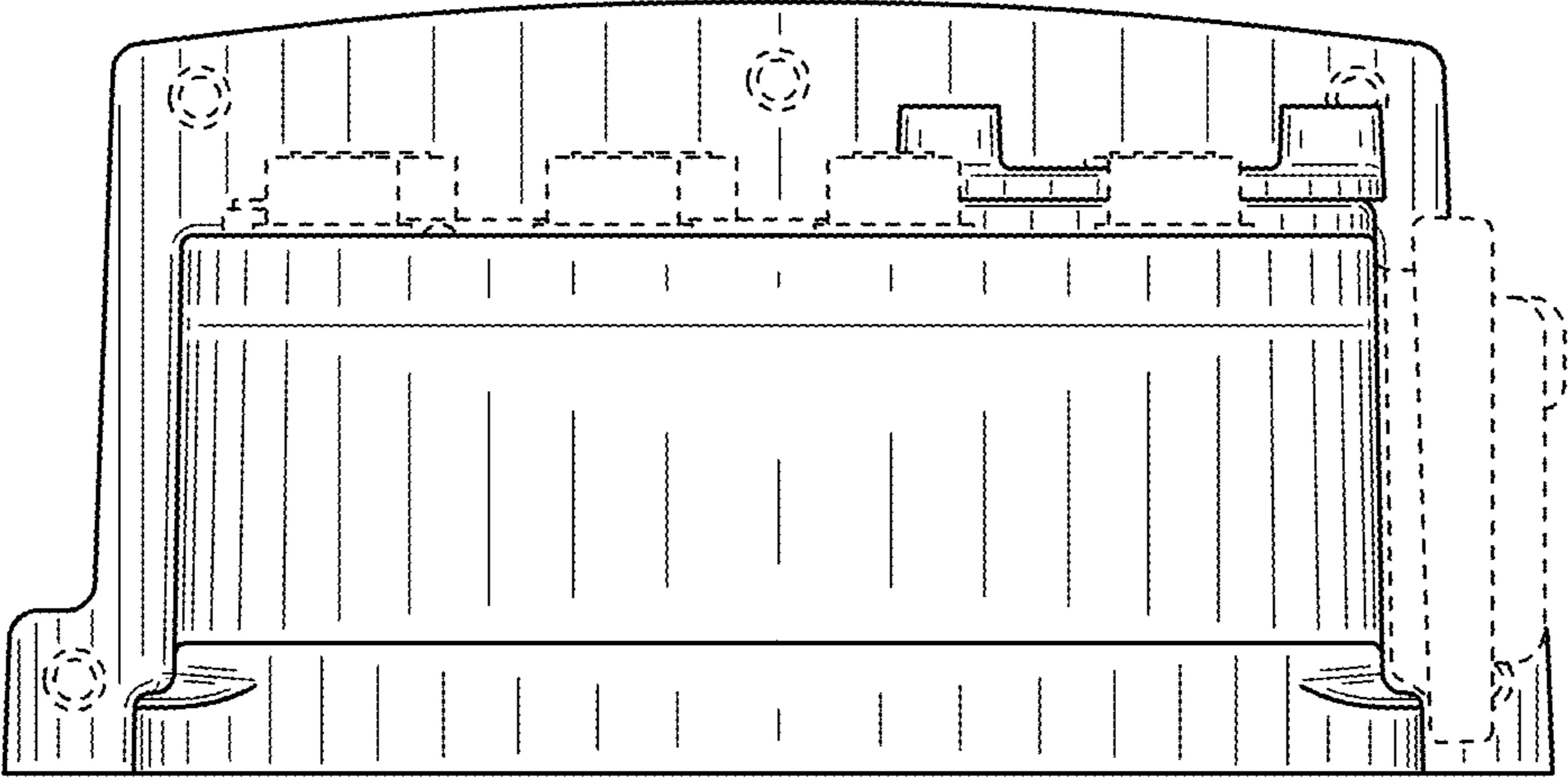


FIG. 6

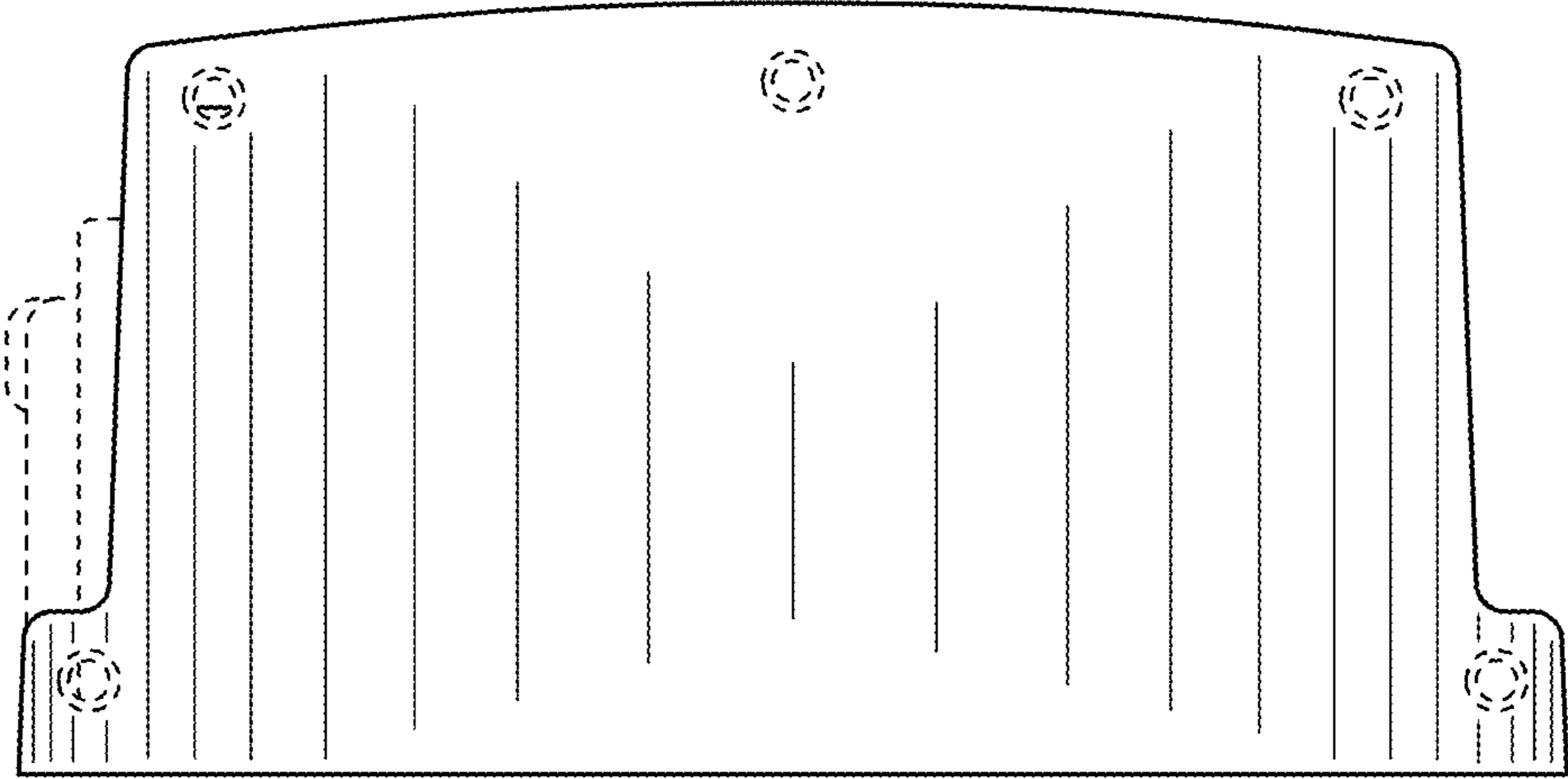


FIG. 7