



US00D934791S

(12) **United States Design Patent** (10) **Patent No.:** **US D934,791 S**
Sasada (45) **Date of Patent:** **** Nov. 2, 2021**

(54) **PORTABLE BATTERY**
(71) Applicant: **Panasonic Intellectual Property Management Co., Ltd., Osaka (JP)**
(72) Inventor: **Motohiro Sasada, Osaka (JP)**
(73) Assignee: **Panasonic Intellectual Property Management Co., Ltd., Osaka (JP)**
(**) Term: **15 Years**
(21) Appl. No.: **29/732,517**
(22) Filed: **Apr. 24, 2020**
(30) **Foreign Application Priority Data**

Nov. 7, 2019 (JP) 2019-024758

(51) **LOC (13) Cl.** **13-02**
(52) **U.S. Cl.**
USPC **D13/103**

(58) **Field of Classification Search**
USPC D13/103, 107, 108, 110, 118, 119, 122, D13/184, 199
CPC Y02E 60/12; Y02E 60/122; Y02E 60/124; Y02E 60/50; H02J 7/025; H02J 7/0042; H02J 7/0044; H02J 7/0045; H02J 7/0003; H01R 13/6675; H01M 2/1022; H01M 2/1055; H01M 10/44; H01M 10/46; H01M 10/425; B60L 11/182
See application file for complete search history.

(56) **References Cited**
U.S. PATENT DOCUMENTS

D773,389 S * 12/2016 Miller D13/103
D782,414 S * 3/2017 Worthington D13/108
D835,574 S * 12/2018 Trongone D13/103
D841,574 S * 2/2019 Ma D13/103
D852,151 S * 6/2019 Chou D13/184

D882,510 S * 4/2020 Theis D13/103
D892,724 S * 8/2020 Chuang D13/103
D900,022 S * 10/2020 Bell D13/103
D904,301 S * 12/2020 Smalley D13/110
D918,131 S * 5/2021 Suzuki D13/103

FOREIGN PATENT DOCUMENTS

JP D1615759 10/2018

* cited by examiner

Primary Examiner — Christy Nemeth

(74) *Attorney, Agent, or Firm* — Crowell & Moring LLP

(57) **CLAIM**

I claim the ornamental design for a portable battery, as shown and described.

DESCRIPTION

FIG. 1 is a front perspective view of a portable battery according to the present invention;
FIG. 2 is a rear perspective view thereof;
FIG. 3 is a front view thereof;
FIG. 4 is a rear view thereof;
FIG. 5 is a left side view thereof;
FIG. 6 is a right side view thereof;
FIG. 7 is a top view thereof;
FIG. 8 is a bottom view thereof;
FIG. 9 is a cross-sectional view thereof taken along line 9-9 in FIG. 7; and,
FIG. 10 is a front perspective view thereof, shown in an environment of use.
The broken lines in FIGS. 1-9 are for the purpose of illustrating portions of the portable battery that form no part of the claimed design. The broken lines in FIG. 10 are for the purpose of illustrating environment and form no part of the claimed design.

1 Claim, 10 Drawing Sheets




FIG. 1




FIG. 2




FIG. 3




FIG. 4




FIG. 5




FIG. 6

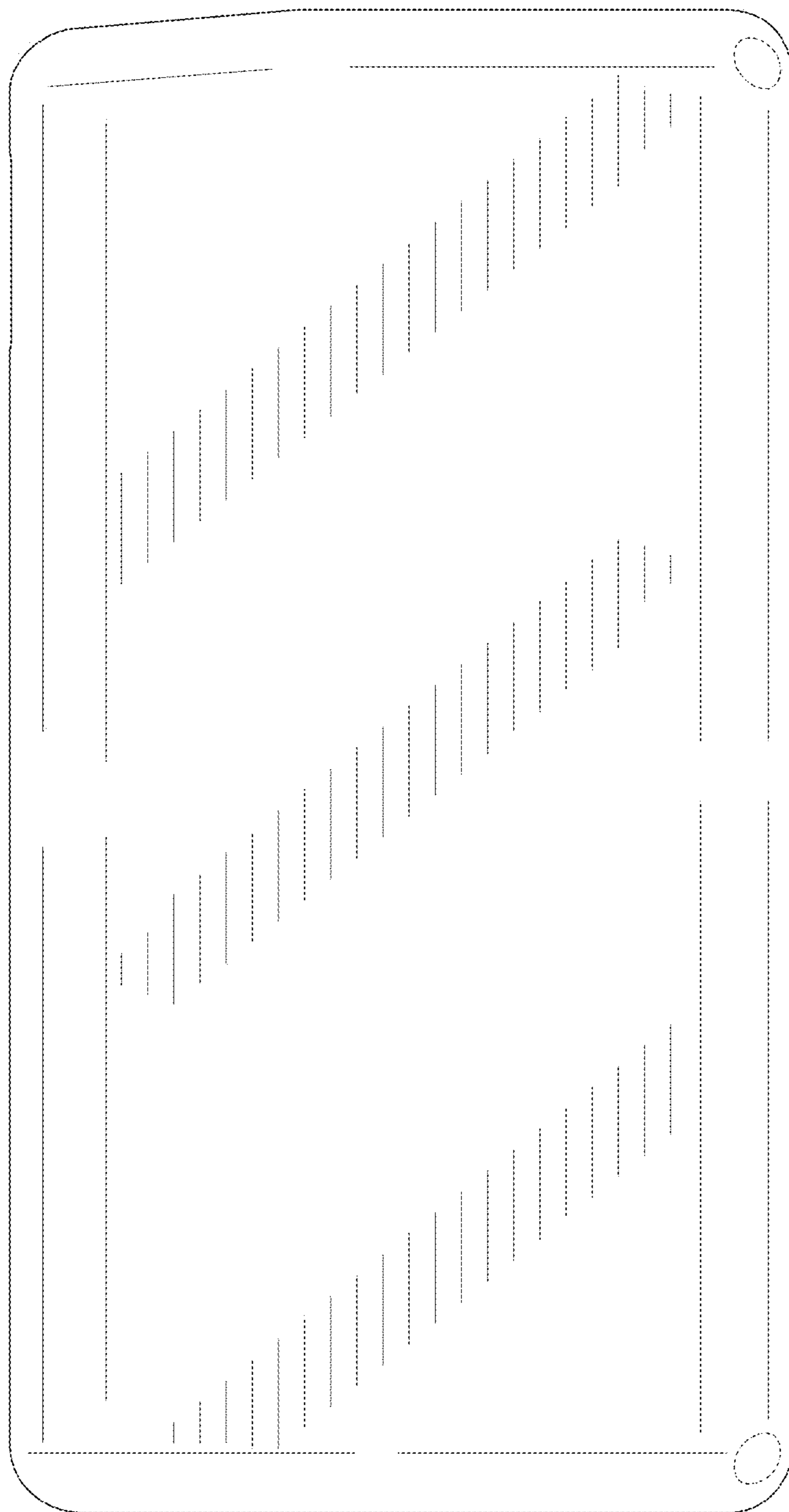


FIG. 7

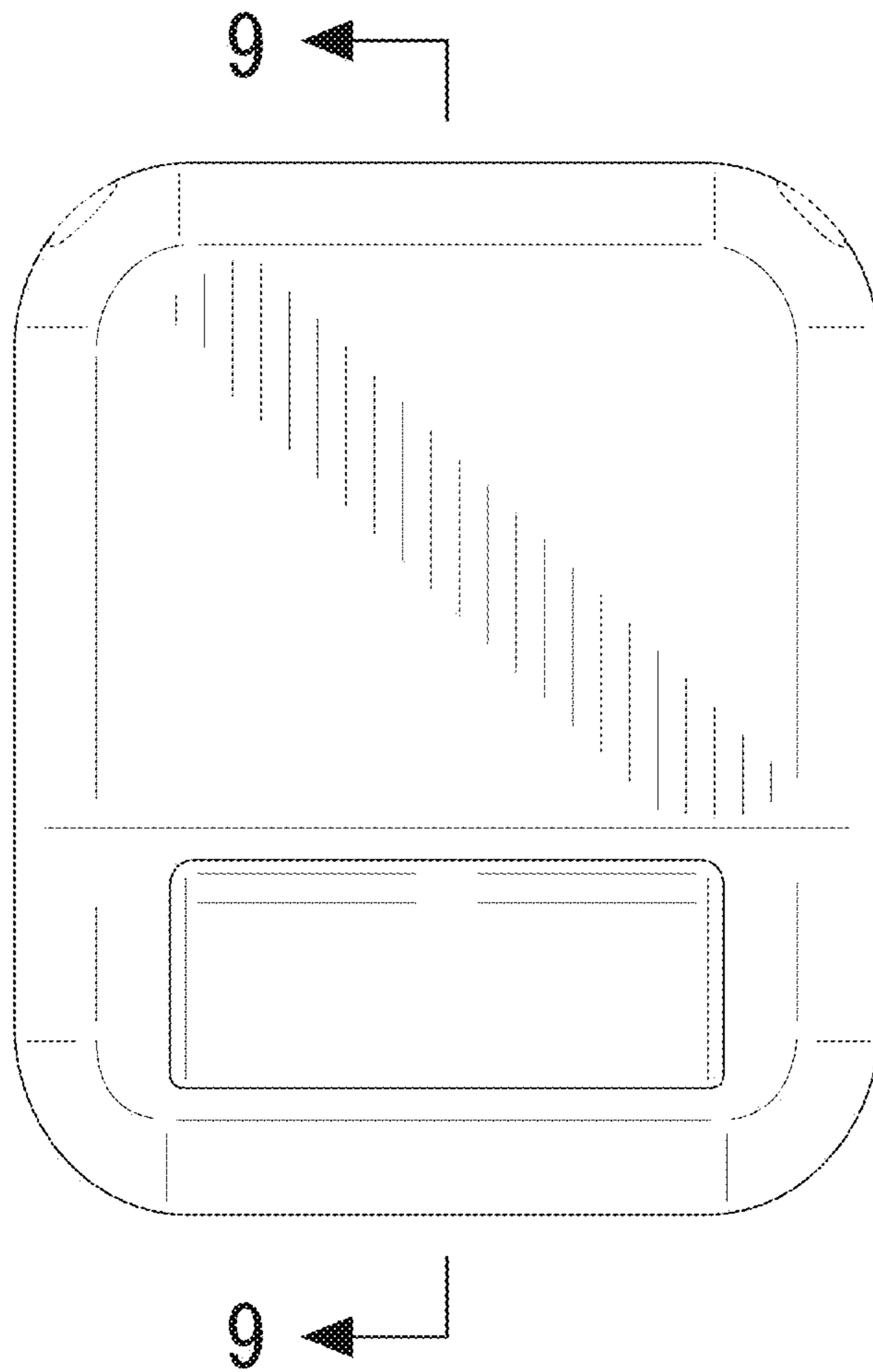


FIG. 8

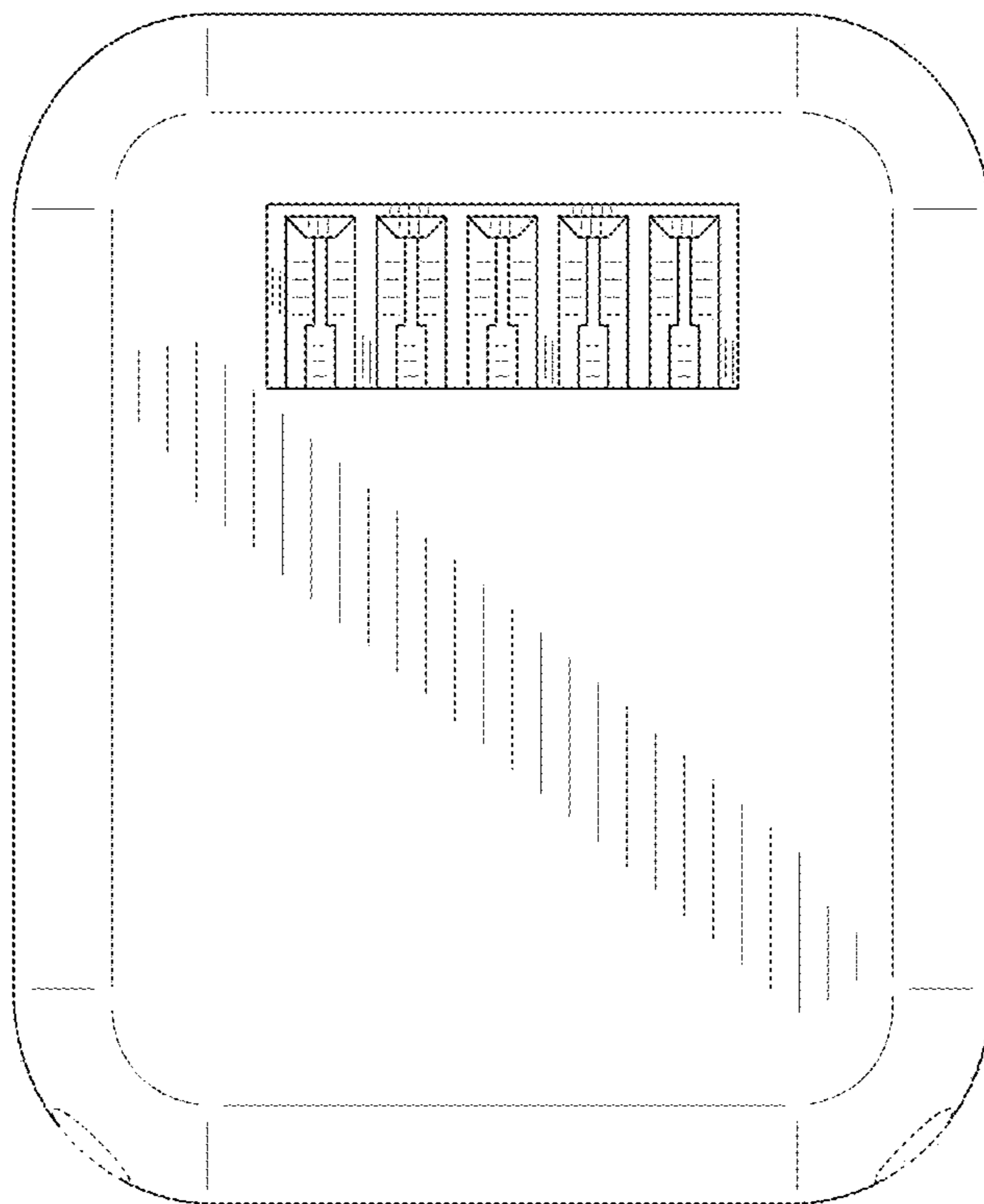


FIG. 9




FIG. 10

