



US00D934789S

(12) **United States Design Patent**
Parr et al.

(10) **Patent No.:** **US D934,789 S**

(45) **Date of Patent:** **** Nov. 2, 2021**

(54) **TIRE**

(71) Applicant: **Bridgestone Americas Tire Operations, LLC**, Nashville, TN (US)

(72) Inventors: **Richard S. Parr**, Canton, OH (US);
David M. Severyn, Uniontown, OH (US); **Andrew T. Miklic**, Akron, OH (US)

(73) Assignee: **Bridgestone Americas Tire Operations, LLC**, Nashville, TN (US)

(**) Term: **15 Years**

(21) Appl. No.: **29/729,222**

(22) Filed: **Mar. 25, 2020**

(51) **LOC (13) Cl.** **12-15**

(52) **U.S. Cl.**
USPC **D12/604**

(58) **Field of Classification Search**
USPC D12/568-605, 900
CPC Y10T 152/10027; B60C 1/0016; B60C 11/0306; B60C 11/0302; B60C 3/06; B60C 9/17

See application file for complete search history.

(56) **References Cited**

U.S. PATENT DOCUMENTS

D384,312 S	9/1997	Powell	
D390,174 S *	2/1998	White D12/601
D402,240 S	12/1998	Hubbell, Jr.	
D418,783 S	1/2000	Lassan	
D429,667 S	8/2000	Fierro	
6,142,200 A	11/2000	Feider	
D602,853 S	10/2009	Nopper	
D609,165 S	2/2010	Fujioka	
D610,528 S	2/2010	Wada	
D629,351 S	12/2010	Jacobs	

(Continued)

OTHER PUBLICATIONS

Pending U.S. Appl. No. 29/722,133, filed Jan. 27, 2020, titled "Tire".

(Continued)

Primary Examiner — John A Voytek

(74) *Attorney, Agent, or Firm* — Shaun J. Fox

(57) **CLAIM**

The ornamental design for a tire, as shown and described.

DESCRIPTION

FIG. 1 is a side perspective view of a tire showing a first embodiment of our new design, it being understood that the tread pattern is repeated throughout the circumference of the tire;

FIG. 2 is a front elevational view thereof; it being understood that the tread pattern is repeated throughout the circumference of the tire;

FIG. 3 is a side elevational view of the left side thereof;

FIG. 4 is a side elevational view of the right side thereof;

FIG. 5 is an enlarged fragmentary front elevational view thereof;

FIG. 6 is a side perspective view of a tire showing a second embodiment of our new design, it being understood that the tread pattern is repeated throughout the circumference of the tire;

FIG. 7 is a front elevational view thereof; it being understood that the tread pattern is repeated throughout the circumference of the tire;


FIG. 8 is a side elevational view of the left side thereof;

FIG. 9 is a side elevational view of the right side thereof; and,

FIG. 10 is an enlarged fragmentary front elevational view thereof.

In the drawings, the broken lines depict environmental subject matter only and form no part of the claimed design.

1 Claim, 10 Drawing Sheets



(56)

References Cited

U.S. PATENT DOCUMENTS

D637,151 S	5/2011	Osaka	
D642,975 S	8/2011	Givens	
D645,811 S *	9/2011	Gaylo	D12/601
D647,038 S	10/2011	Jacobs	
D649,110 S *	11/2011	Hutz	D12/601
D682,190 S	5/2013	Uphouse	
D710,295 S	8/2014	Bortolet	
D715,216 S	10/2014	Dixon	
D734,246 S	7/2015	Parr	
D734,247 S	7/2015	Parr	
D735,645 S	8/2015	Drake	
D736,697 S	8/2015	Leocadio	
D756,905 S	5/2016	Sareen	
D768,560 S	10/2016	Kristen	
D777,093 S	1/2017	Tsukamoto	
D777,653 S	1/2017	Baker	
D780,678 S *	3/2017	Maxwell	D12/595
D782,400 S	3/2017	Giacco	
D847,733 S	5/2019	Parr	
D882,505 S *	4/2020	Maggelet	D12/601
D886,038 S *	6/2020	Lamb	D12/600
D892,034 S *	8/2020	Wang	D12/595
D892,720 S *	8/2020	Wang	D12/601
D907,570 S *	1/2021	Nyun	D12/601
D926,671 S *	8/2021	Hutz	D12/601

OTHER PUBLICATIONS

Pending U.S. Appl. No. 29/700,319, filed Aug. 1, 2019, titled "Tire".

* cited by examiner




FIG. 1

FIG. 5




FIG. 2




FIG. 3

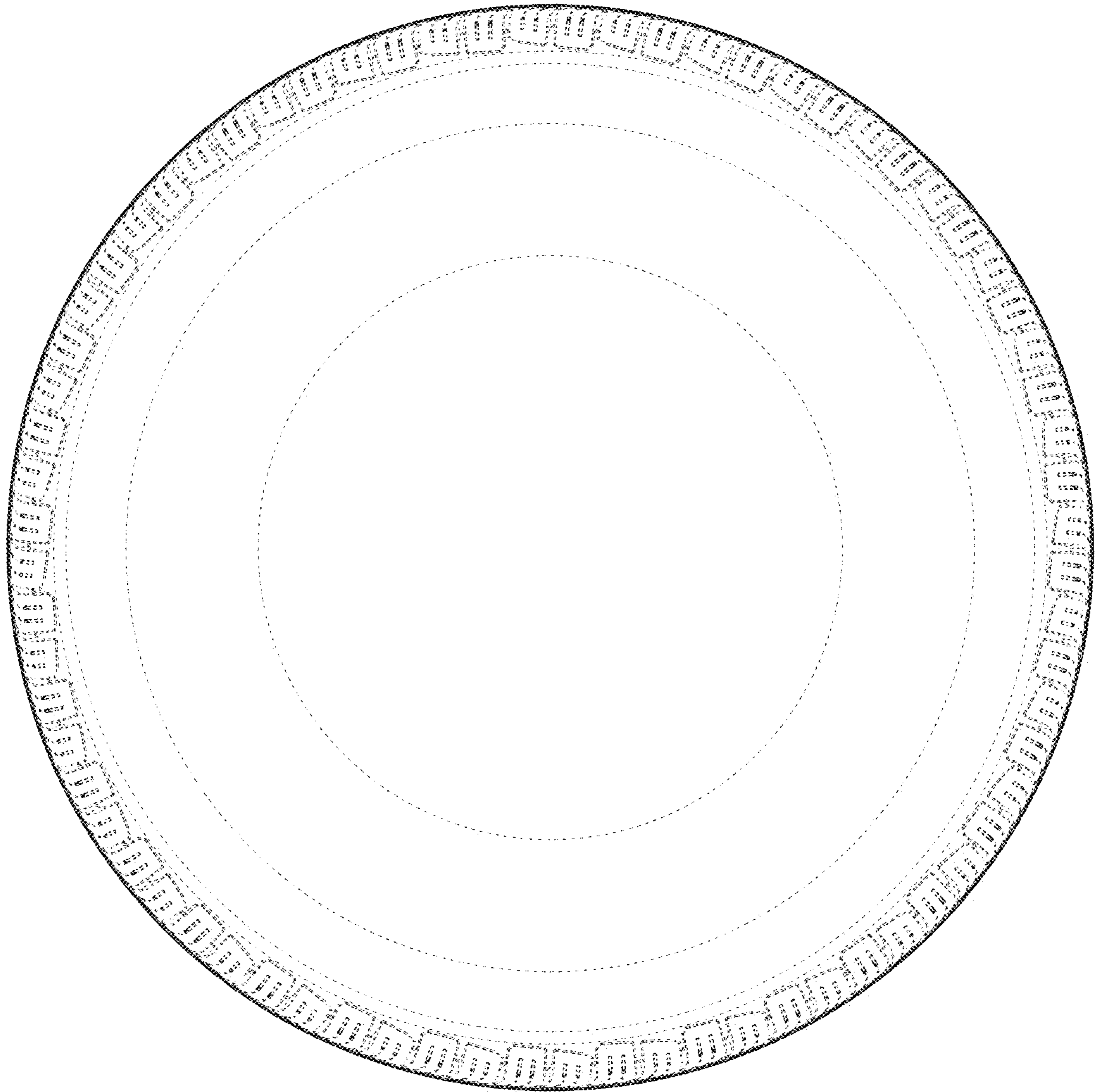


FIG. 4

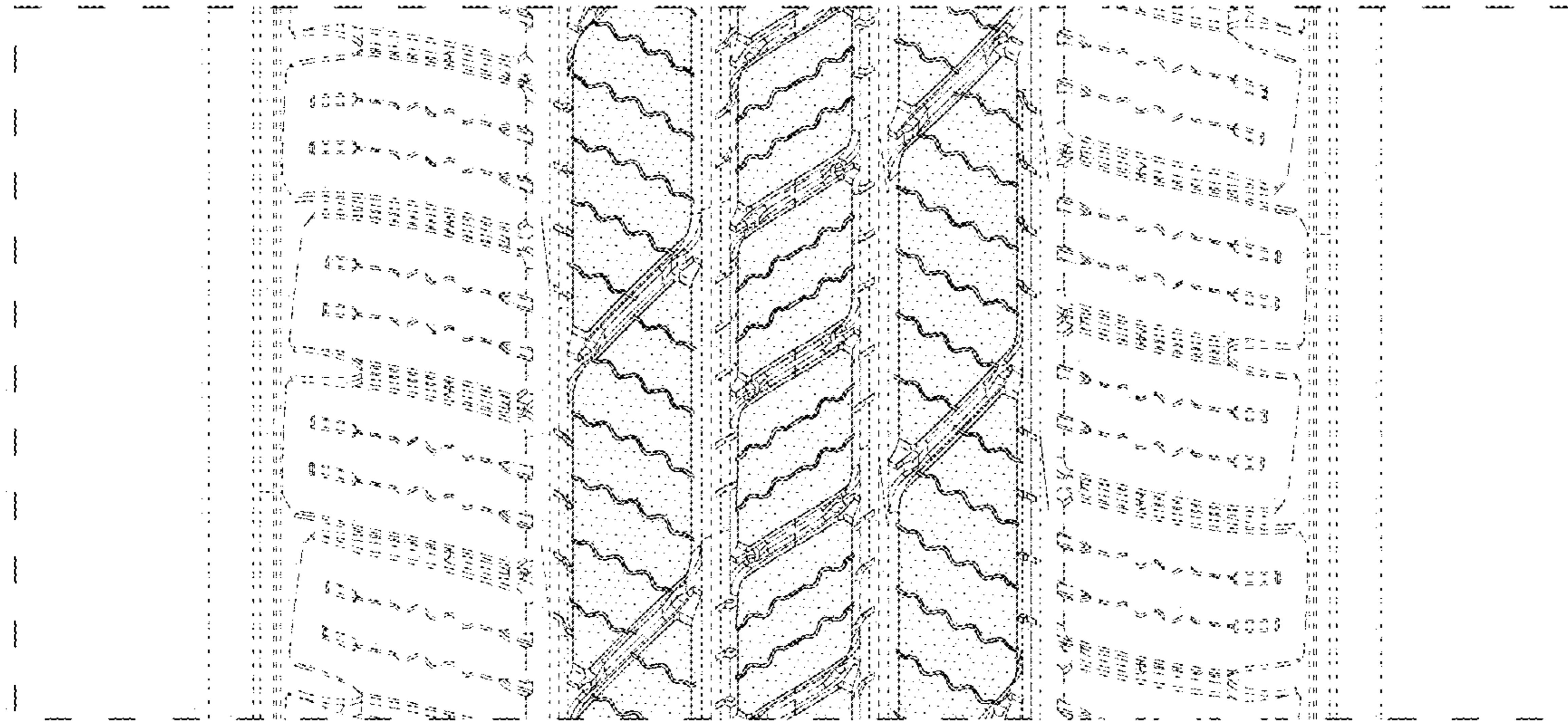


FIG. 5




FIG. 6

FIG. 10

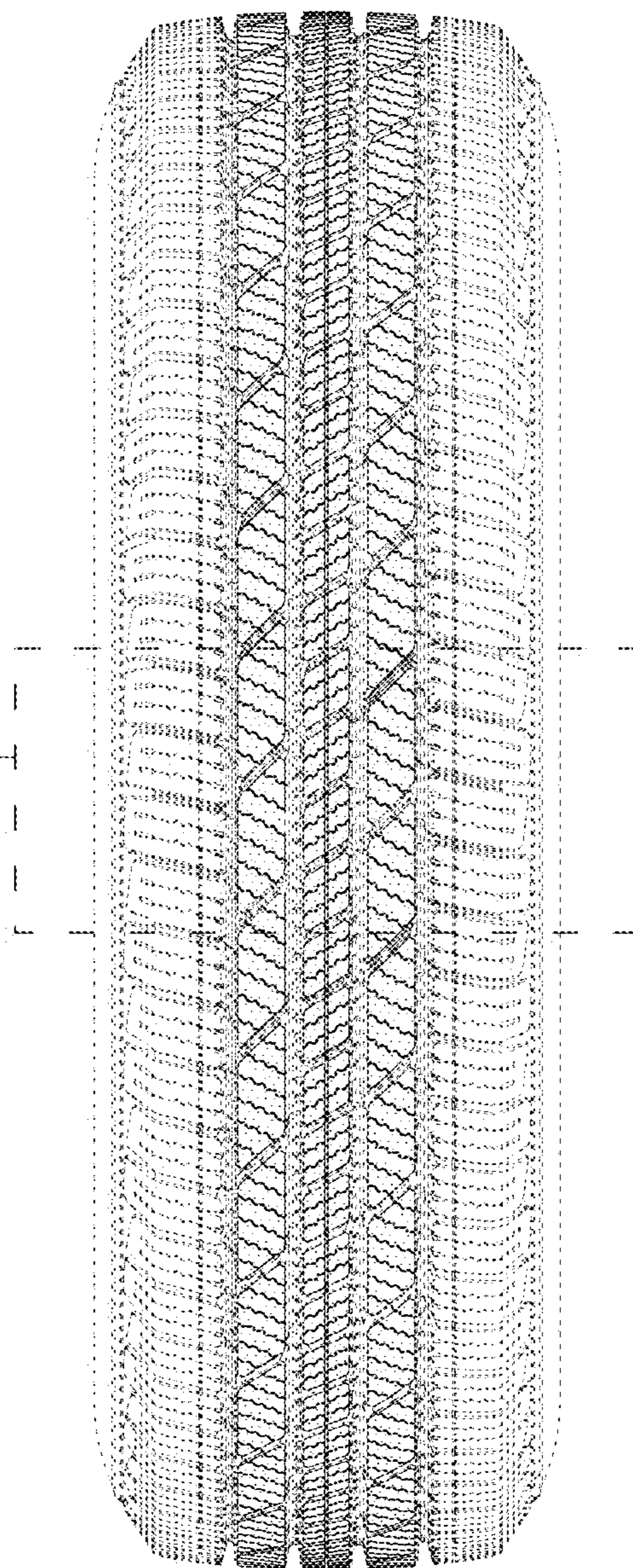


FIG. 7

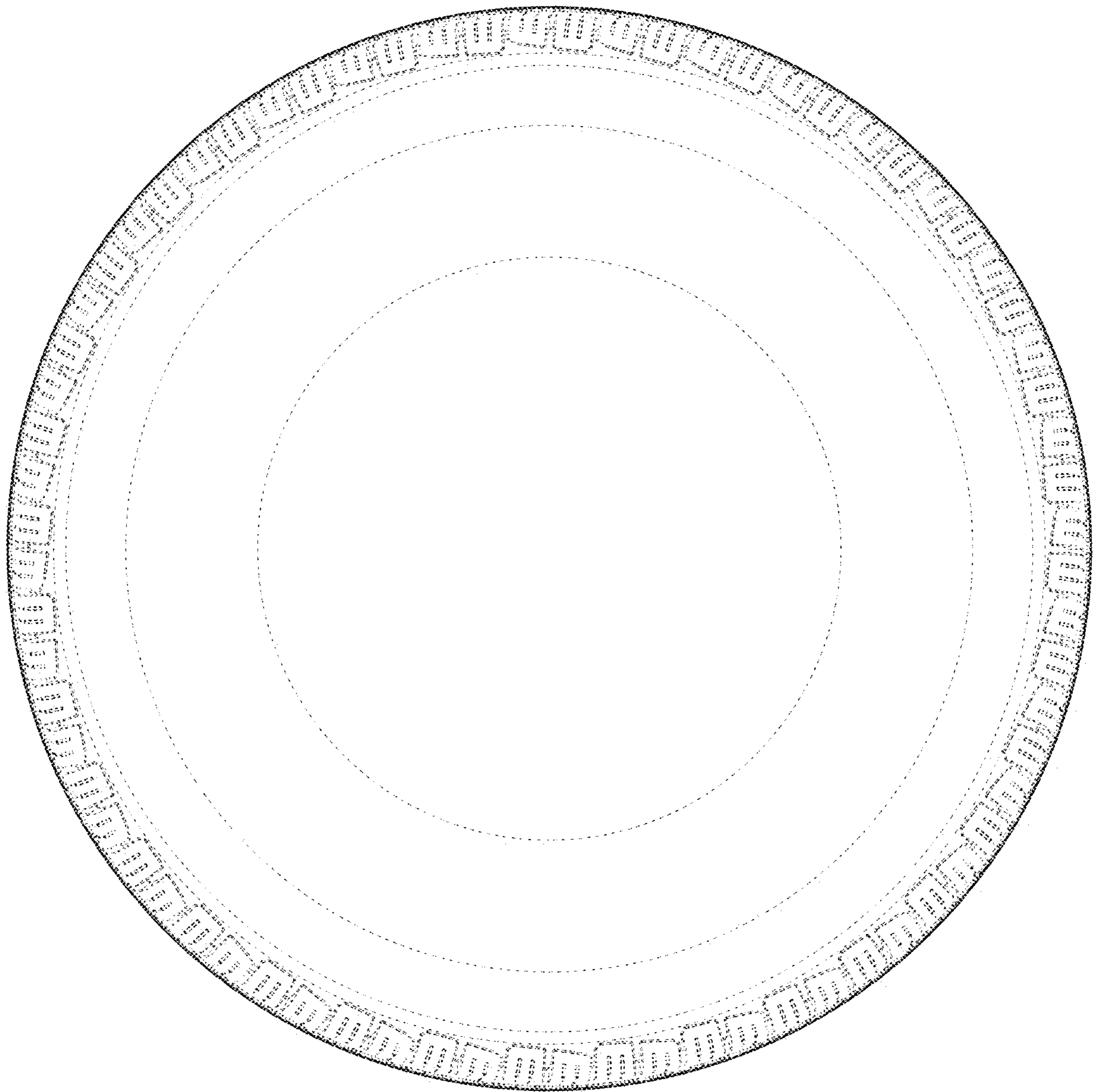


FIG. 8

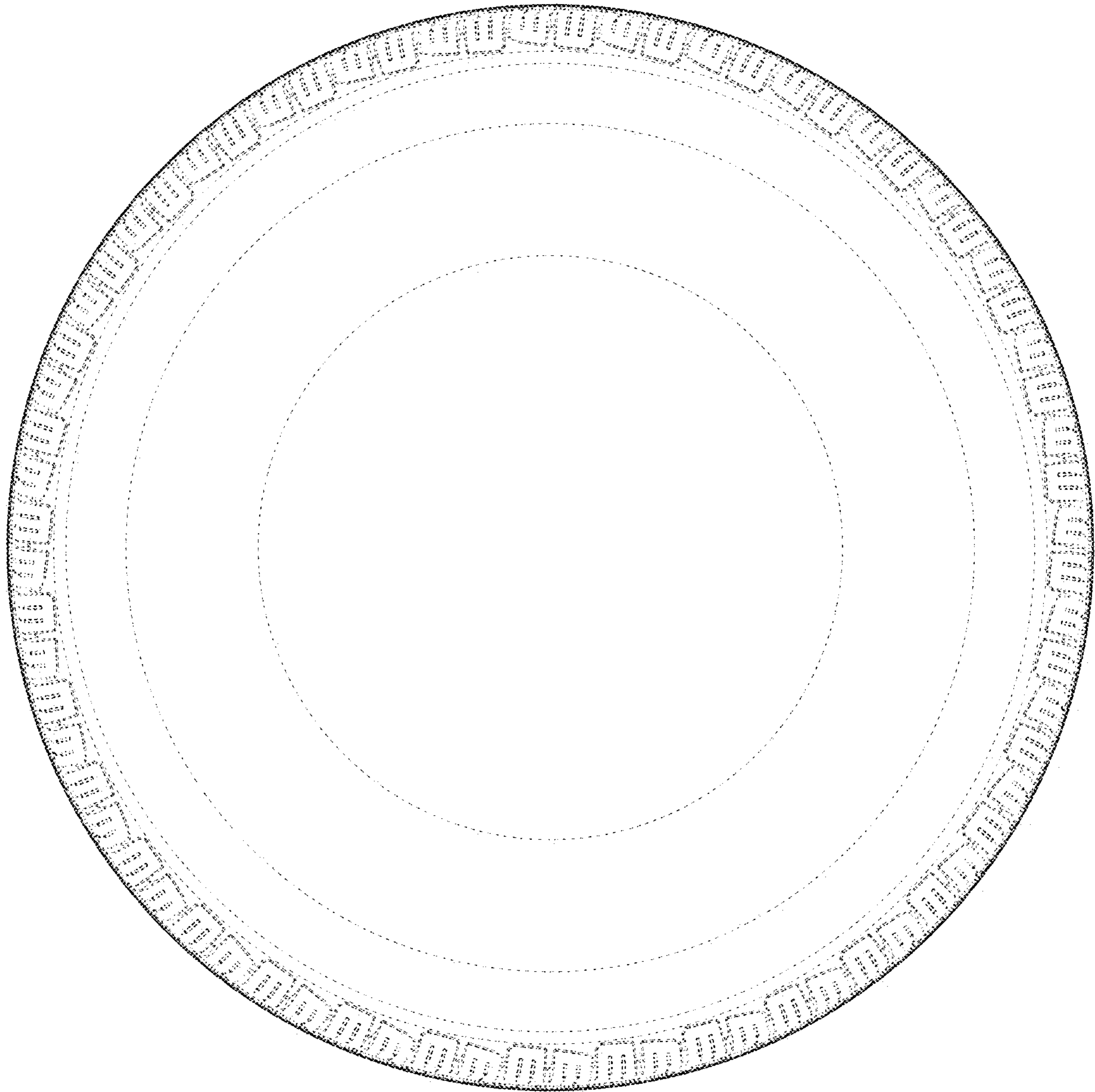


FIG. 9

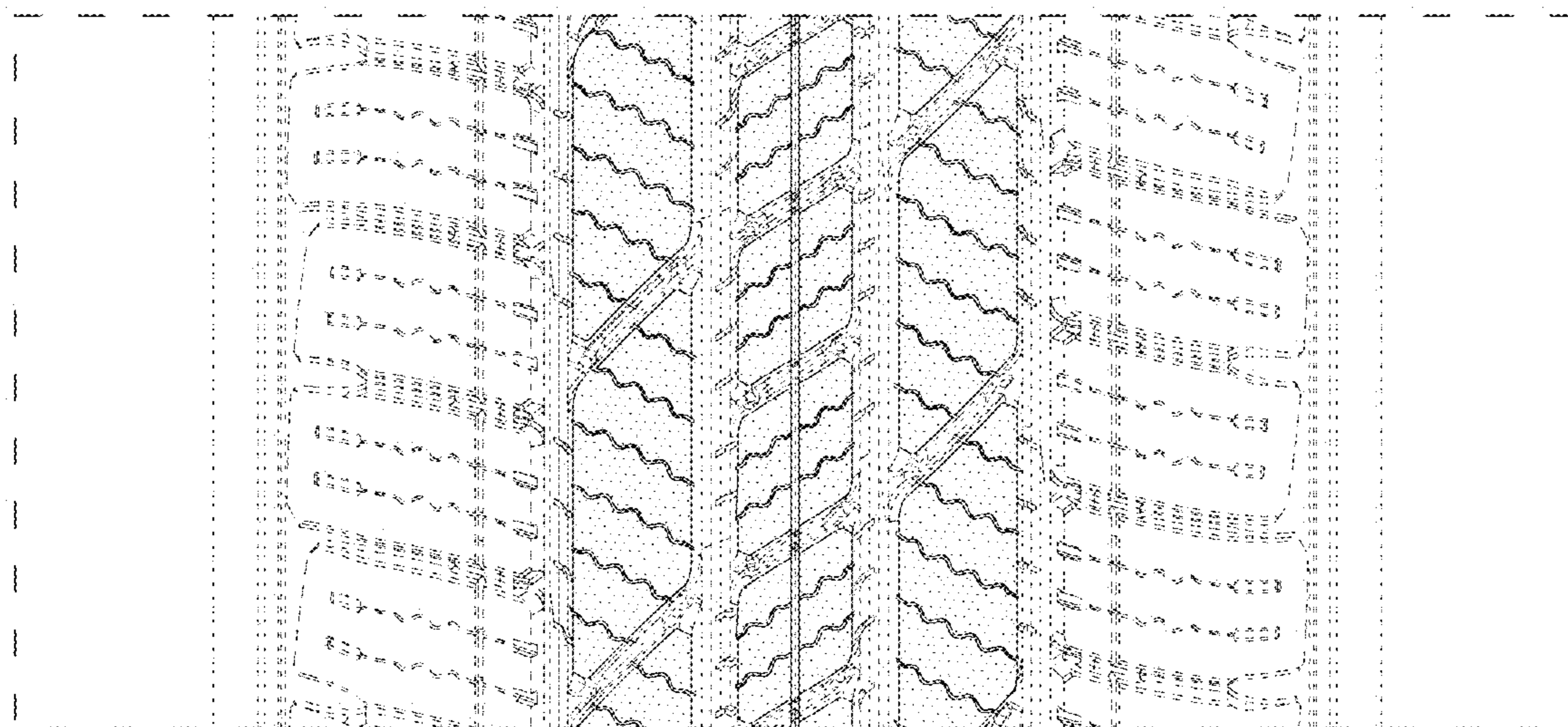


FIG. 10