



US00D934788S

(12) **United States Design Patent** (10) **Patent No.:** **US D934,788 S**  
**Wang et al.** (45) **Date of Patent:** **\*\* Nov. 2, 2021**

(54) **VEHICLE TIRE**  
(71) Applicant: **PRINX CHENGSHAN (QINGDAO) INDUSTRIAL RESEARCH AND DESIGN CO., LTD.**, Qingdao (CN)  
(72) Inventors: **Fangcheng Wang**, Qingdao (CN); **Jiaxin Song**, Qingdao (CN); **Hongyang Zhang**, Qingdao (CN)  
(73) Assignee: **PRINX CHENGSHAN (QINGDAO) INDUSTRIAL RESEARCH AND DESIGN CO., LTD.**, Qingdao (CN)  
(\*\*) Term: **15 Years**  
(21) Appl. No.: **29/727,248**  
(22) Filed: **Mar. 10, 2020**  
(51) **LOC (13) Cl.** ..... **12-15**  
(52) **U.S. Cl.**  
USPC ..... **D12/600**  
(58) **Field of Classification Search**  
USPC ..... D12/568-605, 900  
CPC ..... Y10T 152/10027; B60C 1/0016; B60C 11/0306; B60C 11/0302; B60C 3/06; B60C 9/17  
See application file for complete search history.

D794,550 S \* 8/2017 Schimmoeller, Jr. .... D12/594  
D794,551 S \* 8/2017 Schimmoeller, Jr. .... D12/594  
D841,568 S \* 2/2019 Wada ..... D12/579  
D845,220 S \* 4/2019 Petr ..... D12/594  
D882,504 S \* 4/2020 Iwata ..... D12/600  
D907,568 S \* 1/2021 Ishigaki ..... D12/579  
D926,111 S \* 7/2021 Yang ..... D12/600  
2014/0360641 A1\* 12/2014 Jacobs ..... B60C 11/11 152/209.21

**OTHER PUBLICATIONS**

Prinx HiCountry HA2 tire [Sep. 1, 2021] found online [Sep. 1, 2021]—<http://www.prinxtire.com/product/suv/2020/1111/16.html>.\*

\* cited by examiner

*Primary Examiner* — John A Voytek

(57) **CLAIM**

The ornamental design for a vehicle tire, as shown and described.

**DESCRIPTION**

FIG. 1 is a perspective view of a vehicle tire showing my new design;  
FIG. 2 is another perspective view thereof;  
FIG. 3 is a front elevational view thereof;  
FIG. 4 is a rear elevational view thereof;  
FIG. 5 is a left side elevational view thereof;  
FIG. 6 is a right side elevational view thereof;  
FIG. 7 is a top plan view thereof;  
FIG. 8 is a bottom plan view thereof;  
FIG. 9 is an enlarged view of portion 9 shown in FIGS. 1; and,  
FIG. 10 is an enlarged view of portion 10 shown in FIG. 3.

**1 Claim, 10 Drawing Sheets**

(56) **References Cited**  
U.S. PATENT DOCUMENTS  
D732,467 S \* 6/2015 Schimmoeller ..... D12/600  
D734,710 S \* 7/2015 Jacobs ..... D12/600  
D743,879 S \* 11/2015 Wang ..... D12/600  
D754,592 S \* 4/2016 Tian ..... D12/600  
D772,796 S \* 11/2016 Jacobs ..... D12/600






FIG. 1



FIG. 2

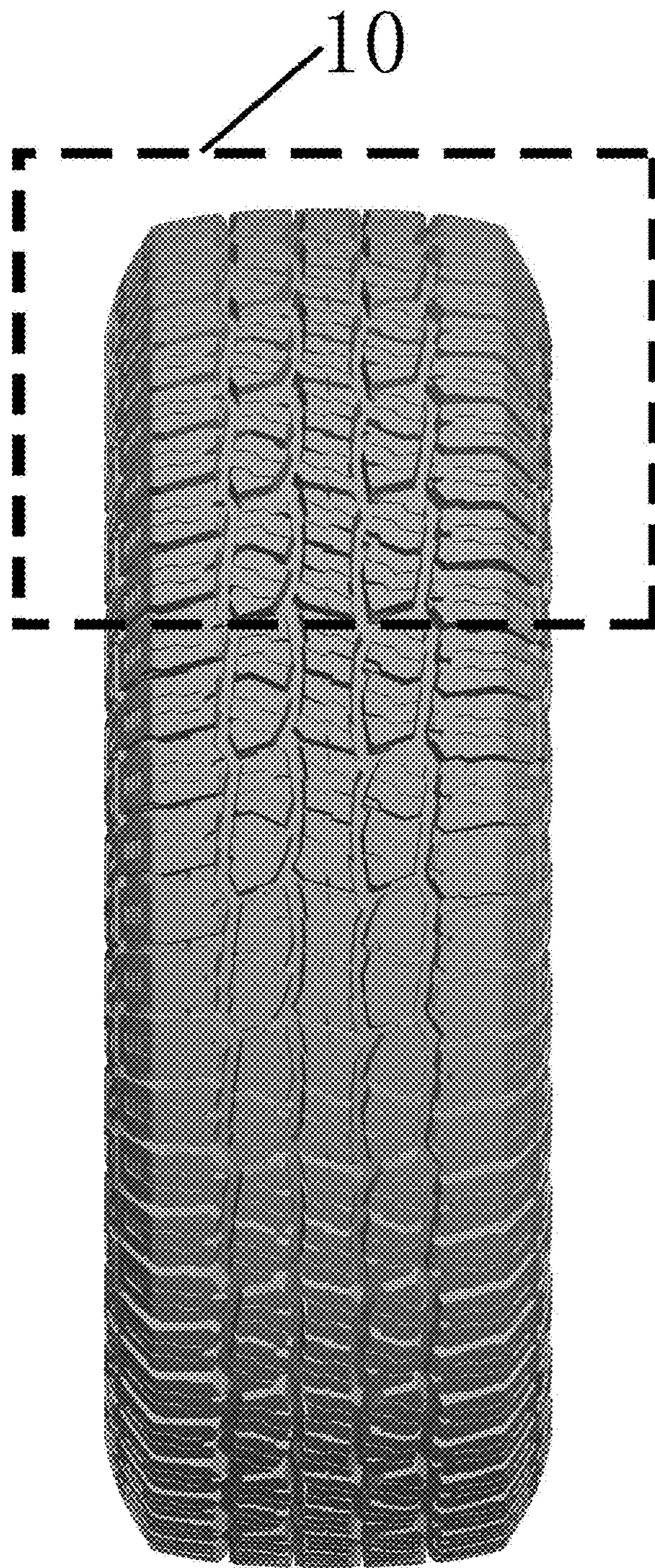


FIG. 3



FIG. 4



FIG. 5



FIG. 6




FIG. 7



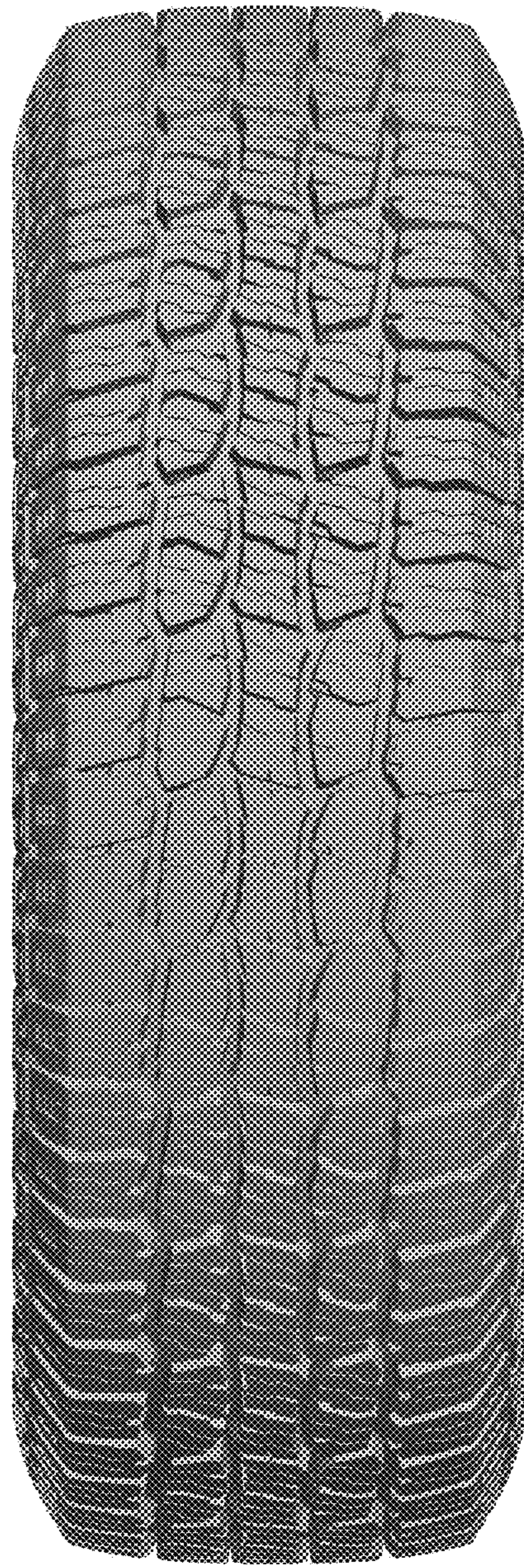


FIG. 8



FIG. 9



FIG. 10