



US00D934780S

(12) **United States Design Patent** (10) **Patent No.:** **US D934,780 S**
Alamdar (45) **Date of Patent:** **** Nov. 2, 2021**

(54) **SADDLEBAG**

(71) Applicant: **Husnain Alamdar**, Brea, CA (US)

(72) Inventor: **Husnain Alamdar**, Brea, CA (US)

(**) Term: **15 Years**

(21) Appl. No.: **29/744,692**

(22) Filed: **Jul. 30, 2020**

(51) **LOC (13) Cl.** **03-01**

(52) **U.S. Cl.**
USPC **D12/410; D3/231**

(58) **Field of Classification Search**
USPC D12/110, 114, 126, 407, 409, 410;
D3/231

CPC B62J 9/00; B62J 9/001; B62J 9/006; B62J
7/04

See application file for complete search history.

(56) **References Cited**

U.S. PATENT DOCUMENTS

D461,761 S *	8/2002	Monson	D12/410
D479,185 S *	9/2003	Hanagan	D12/410
D497,341 S *	10/2004	Hanagan	D12/410
D670,230 S *	11/2012	Kataoka	D12/410
D685,717 S *	7/2013	Franklin	D12/410
D710,603 S *	8/2014	Alamdar	D3/231
D710,604 S *	8/2014	Alamdar	D3/231
D710,605 S *	8/2014	Alamdar	D3/231
D710,606 S *	8/2014	Alamdar	D3/231
D711,093 S *	8/2014	Alamdar	D3/231
D743,163 S *	11/2015	Alamdar	D3/231
D743,696 S *	11/2015	Alamdar	D3/231
D806,611 S *	1/2018	Alamdar	D12/114
D812,524 S *	3/2018	Alamdar	D12/114

OTHER PUBLICATIONS

“Suzuki Boulevard M90 Viking Warrior” Viking Bags., posted date Mar. 27, 2018 [online], [retrieved on Aug. 11, 2021]. Retrieved from the Internet <<https://www.vikingbags.com/suzuki-boulevard-m90-viking-warrior-series-medium-motorcycle-saddlebags>> (Year: 2018).*
“VikingBags Lamellar Vale” Viking Bags., posted date Sep. 28, 2017 [online], [retrieved on Aug. 11, 2021]. Retrieved from the Internet <<https://www.vikingbags.com/lamellar-extra-large-shock-cutout-saddlebag-12150-prd1.htm>> (Year: 2017).*
“Motorcycle Hard Saddlebags” Kemimoto., posted date Jun. 24, 2018 [online], [retrieved on Aug. 11, 2021]. Retrieved from the Internet <<https://tinyurl.com/xe6nwkx>> (Year: 2018).*

* cited by examiner

Primary Examiner — Darlington Ly
Assistant Examiner — Nasim Abdulaziz Ali

(57) **CLAIM**

The ornamental design for a saddlebag, as shown and described.

DESCRIPTION

FIG. 1 is a front top perspective view of a saddlebag showing my new design;
FIG. 2 is a front elevational view thereof;
FIG. 3 is a rear elevational view thereof;
FIG. 4 is a right side elevational view thereof;
FIG. 5 is a left side elevational view thereof;
FIG. 6 is a bottom plan view thereof;
FIG. 7 is a top plan view thereof; and,
FIG. 8 is a rear top perspective view thereof.

1 Claim, 8 Drawing Sheets





FIG.1




FIG.2




FIG.3




FIG.4




FIG.5




FIG.6




FIG.7



FIG.8