



US00D934773S

(12) **United States Design Patent**
Monell

(10) **Patent No.:** **US D934,773 S**

(45) **Date of Patent:** **** Nov. 2, 2021**

(54) **FUEL TANK**

(71) Applicant: **PACCAR Inc**, Bellevue, WA (US)

(72) Inventor: **Michael Monell**, Denton, TX (US)

(**) Term: **15 Years**

(21) Appl. No.: **29/722,179**

(22) Filed: **Jan. 27, 2020**

(51) **LOC (13) Cl.** **12-06**

(52) **U.S. Cl.**
USPC **D12/218**

(58) **Field of Classification Search**
USPC D12/197, 218, 223; D9/435-454;
D15/1, 3, 5, 17, 28

CPC B60K 15/03; B60K 15/035; B60K 15/063;
B60K 15/073; B60K 15/04; F02M
37/007; F02M 37/0088

See application file for complete search history.

(56) **References Cited**

U.S. PATENT DOCUMENTS

D238,940 S *	2/1976	Graeper	D12/218
D238,941 S *	2/1976	Graeper	D12/218
D324,138 S *	2/1992	Labonte	D23/202
D379,995 S *	6/1997	Gilmore	D15/1
D381,949 S *	8/1997	Barrett, Jr.	D12/203
D434,348 S *	11/2000	Delashaw	D12/96
D435,503 S *	12/2000	Gukeisen	D12/218
D441,710 S *	5/2001	Moehle	D12/218
6,402,198 B2 *	6/2002	Gollungberg	B60K 15/067 280/830
6,550,811 B1 *	4/2003	Bennett	B60K 15/03 180/314
6,886,861 B2 *	5/2005	Marsala	B60K 15/01 280/830
D562,350 S *	2/2008	Higashikawa	D12/218
D564,431 S *	3/2008	Orr	D12/196
D604,686 S *	11/2009	Yan	D12/218
7,854,345 B2 *	12/2010	Kallevig	B60K 15/04 220/562
D644,160 S *	8/2011	Fries	D12/218

D694,167 S *	11/2013	Forsberg	D12/218
D695,202 S *	12/2013	Forsberg	D12/218
D701,814 S *	4/2014	Merchant	D12/218
D717,721 S *	11/2014	Guaresimo	D12/414

(Continued)

FOREIGN PATENT DOCUMENTS

MX MX/f/2019/000765 11/2019

OTHER PUBLICATIONS

“T800,” Kenworth Truck Company, 2002, 32-page brochure.

(Continued)

Primary Examiner — Darlington Ly

(74) *Attorney, Agent, or Firm* — Seed IP Law Group LLP

(57) **CLAIM**

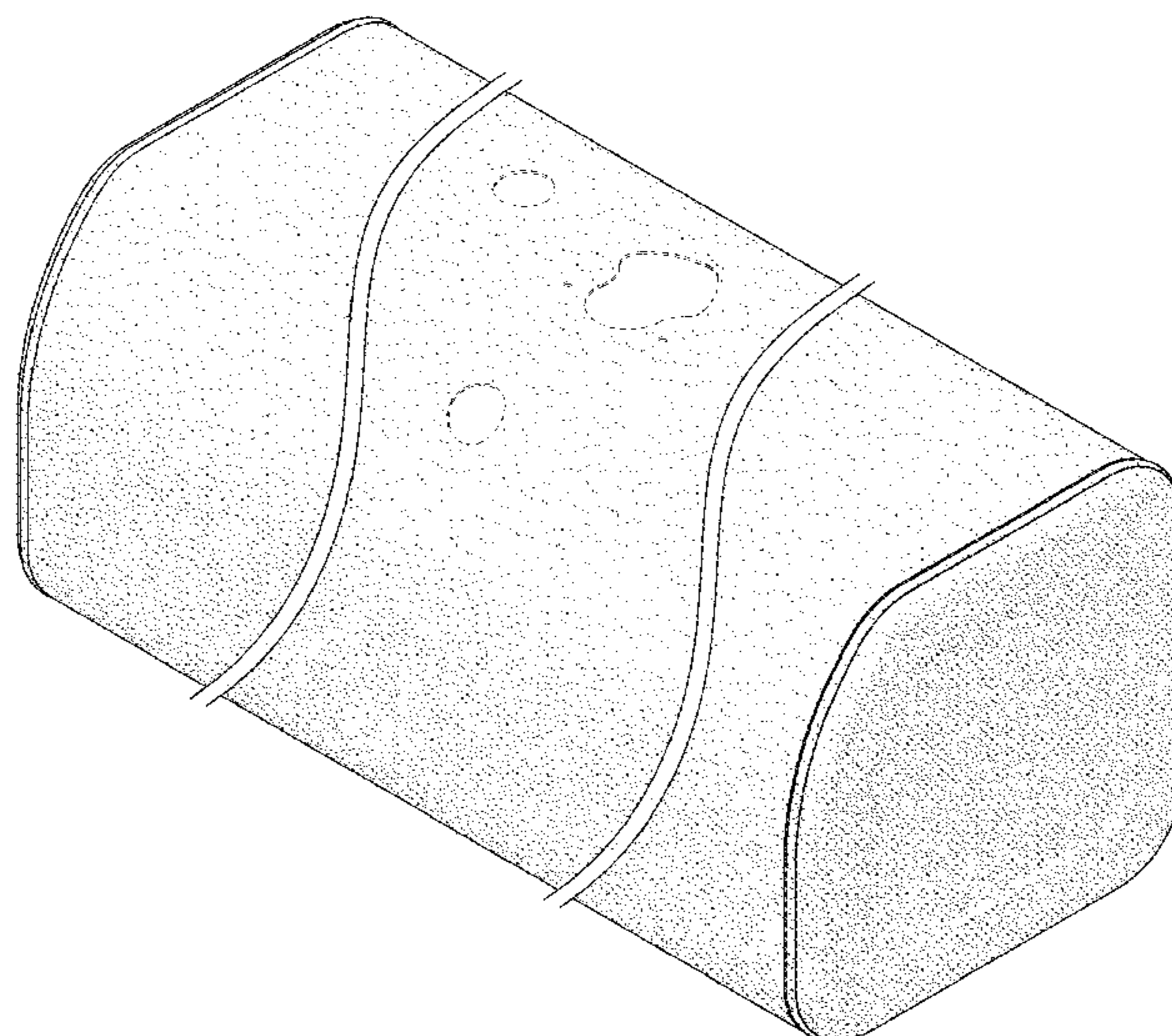
The ornamental design for a fuel tank, as shown and described.

DESCRIPTION

FIG. 1 is a top isometric view of a fluid tank embodying my new design;
FIG. 2 is a front elevation view thereof;
FIG. 3 is a rear elevation view thereof;
FIG. 4 is a left side elevation view thereof;
FIG. 5 is a right side elevation view thereof;
FIG. 6 is a top plan view thereof; and,
FIG. 7 is a bottom plan view thereof.

The drawings include vertical break lines to illustrate variability of a length of the fuel tank. The area between the break lines forms no part of the claimed design. Stippling in the drawings represents the three-dimensional contours of the design, and is not intended to indicate surface decoration. The broken lines shown in the drawings depict portions of the fuel tank that form no part of the claimed design.

1 Claim, 5 Drawing Sheets



(56)

References Cited

U.S. PATENT DOCUMENTS

D728,632 S * 5/2015 Klassen D15/28
 D728,633 S * 5/2015 Klassen D15/28
 D751,023 S * 3/2016 Hennen D12/218
 D752,706 S * 3/2016 LaPant D23/202
 D863,370 S * 10/2019 Wise D15/28
 D863,371 S * 10/2019 Wise D15/28
 D887,945 S * 6/2020 Fellman D12/218
 D887,946 S * 6/2020 Prater D12/218
 D890,674 S * 7/2020 Tafe D12/218
 D890,675 S * 7/2020 Fellman D12/218
 D909,276 S * 2/2021 Monell D12/218
 D920,882 S * 6/2021 Bering D12/218
 11,021,053 B2 * 6/2021 Bering A01M 7/0085
 2020/0370457 A1 * 11/2020 Fellman F01N 3/2066

OTHER PUBLICATIONS

- “T800,” Kenworth Truck Company, 2003, 32-page brochure.
 “T800,” Kenworth Truck Company, 2005, 28-page brochure.
 “T800,” Kenworth Truck Company, 2009, 28-page brochure.
 “T800B,” Kenworth Truck Company, 1993, 8-page brochure.
 Peterbilt Motors Company, “The Working Class,” Sep. 1976, 6-page brochure.
 “The World’s Best,” Kenworth Truck Company, 1992, 12-page brochure.
 “W900,” Kenworth Truck Company, 1996, 7-page brochure.
 “W900,” Kenworth Truck Company, 2002, 32-page brochure.
 “W900,” Kenworth Truck Company, 2005, 32-page brochure.
 “W900,” Kenworth Truck Company, 2009, 28-page brochure.
 Kenworth Truck Company, “W900L AeroCab,” 1994, 2-page brochure.
 Kenworth Truck Company, “AeroCab,” 1993, 6-page brochure.
 “AeroCab,” Kenworth Truck Company, as early as 1995, 3-page brochure.
 “C500B,” Kenworth Truck Company, as early as 1990, 4-page brochure.
 Peterbilt Motors Company, “Class Pays, Medium Duty,” Sep. 2000, 12-page brochure.
 “Class Pays, Truck Models,” Peterbilt Motors Company, Mar. 2005, 24-page brochure.
 “Class Pays,” Peterbilt Motors Company, Nov. 1998, 10-page brochure.
 Peterbilt Motors Company, “Class Pays,” Sep. 1997, 10-page brochure.
 “Class Pays, Construction Trucks,” Peterbilt Motors Company, Nov. 2003, 16-page brochure.
 “Kenworth Truck Models,” Kenworth Truck Company, 2010, 16-page brochure.
 Peterbilt Motors Company, “Model 330,” Oct. 1997, 3-page brochure.
 Peterbilt Motors Company, “Model 379,” Apr. 2005, 2-page brochure.
 Peterbilt Motors Company, “Model 379,” Mar. 1996, 5-page brochure.
 Peterbilt Motors Company, “Rest with Class,” Apr. 1978, 4-page brochure.
 “T170 Class 5,” Kenworth Truck Company, 2008, 4-page brochure.
 “T270 Class 6 and T370 Class 7,” Kenworth Truck Company, 2008, 6-page brochure.
 “T270 Class 6 and T370 Class 7,” Kenworth Truck Company, 2009, 6-page brochure.
 “T270 Class 6 and T370 Class 7 Hybrid,” Kenworth Truck Company, 2009, 6-page brochure.
 “T680,” Kenworth Truck Company, 2013, 34-page brochure.
 “T680,” Kenworth Truck Company, 2016, 34-page brochure.
 “T880,” Kenworth Truck Company, 2017, 32-page brochure.
 “Model 579,” Peterbilt Motors Company, Oct. 2013, 13-page brochure.
 “Medium Duty,” Peterbilt Motors Company, 2013, 9-page brochure.
 “On-Highway,” Peterbilt Motors Company, 2013, 13-page brochure.
 “Vocational,” Peterbilt Motors Company, 2013, 11-page brochure.
 “T440,” Kenworth Truck Company, 2010, 6-page brochure.
 “T470,” Kenworth Truck Company, 2010, 6-page brochure.
 “T470H,” Kenworth Truck Company, 2009, 2-page brochure.
 “Model 220,” Peterbilt Motors Company, 2019, 2-page brochure.
 “220EV,” Peterbilt Motors Company, 2020, 5-page brochure.
 “Model 337,” Peterbilt Motors Company, 2020, 2-page brochure.
 “Model 389,” Peterbilt Motors Company, 2019, 2-page brochure.
 “Model 348,” Peterbilt Motors Company, 2019, 2-page brochure.
 “Model 520,” Peterbilt Motors Company, 2019, 2-page brochure.
 “Model 567,” Peterbilt Motors Company, 2020, 16-page brochure.
 “567 Heritage,” Peterbilt Motors Company, 2017, 2-page brochure.
 “Model 579,” Peterbilt Motors Company, 2019, 28-page brochure.
 “C500,” Kenworth Truck Company, 2012, 2-page brochure.
 “T680,” Kenworth Truck Company, 2019, 40-page brochure.
 “T800,” Kenworth Truck Company, 2012, 28-page brochure.
 “T440/T470,” Kenworth Truck Company, 2015, 8-page brochure.
 “K270E/K370E,” Kenworth Truck Company, 2020, 4-page brochure.
 “T170/T270/T370,” Kenworth Truck Company, 2019, 16-page brochure.
 “K270/K370,” Kenworth Truck Company, 2014, 12-page brochure.
 “W990,” Kenworth Truck Company, 2018, 32-page brochure.
 “T880,” Kenworth Truck Company, 2019, 36-page brochure.
 “Model 367,” Peterbilt Motors Company, <https://www.peterbilt.com/trucks/vocational/model-367>, retrieved Nov. 20, 2020, 12 pages.
 “Model 365,” Peterbilt Motors Company, <https://www.peterbilt.com/trucks/vocational/model-365>, retrieved Nov. 20, 2020, 11 pages.
 “Model 325,” Peterbilt Motors Company, <https://www.peterbilt.com/trucks/medium-duty/model-325>, retrieved Nov. 20, 2020, 12 pages.

* cited by examiner

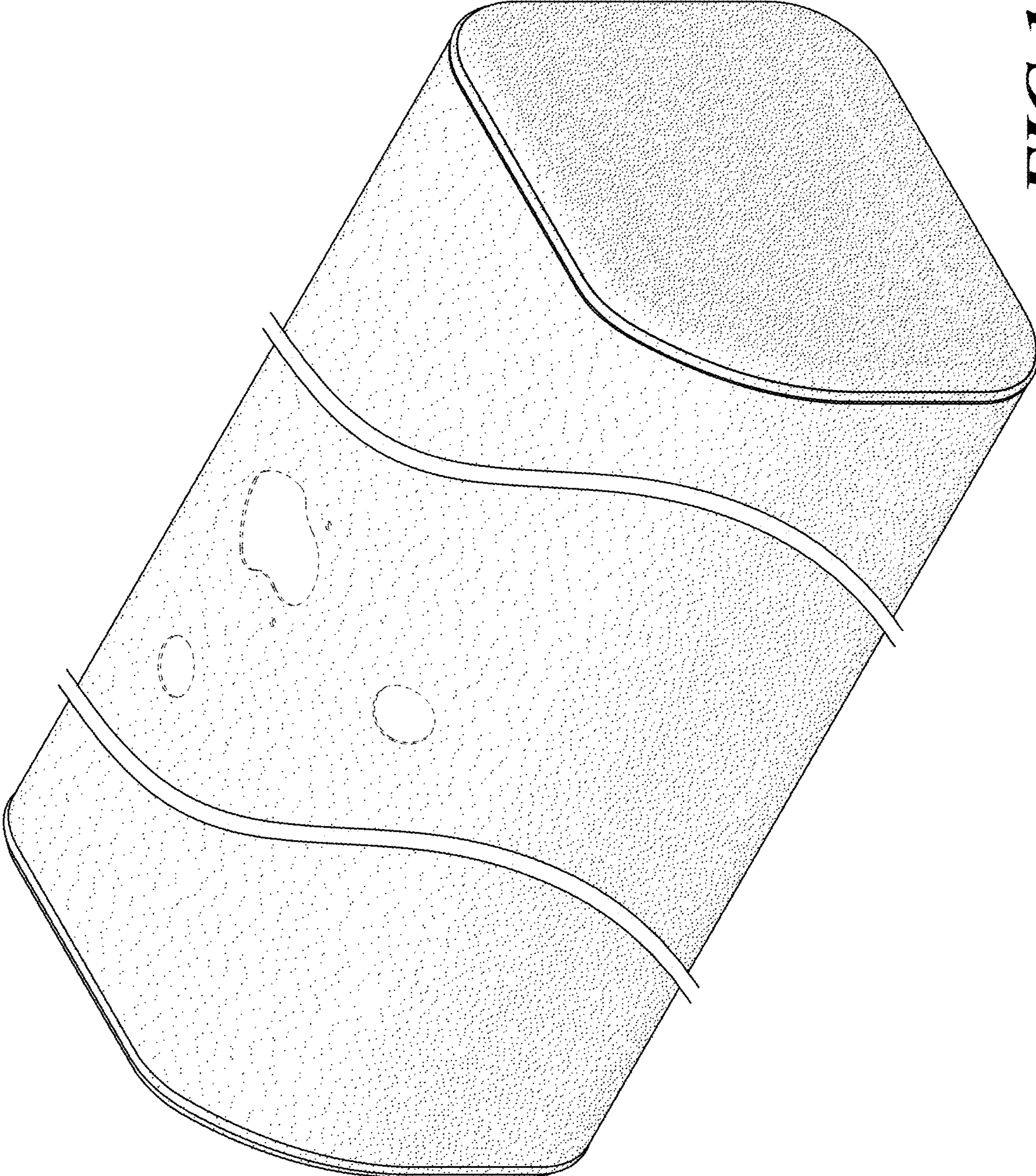


FIG. 1

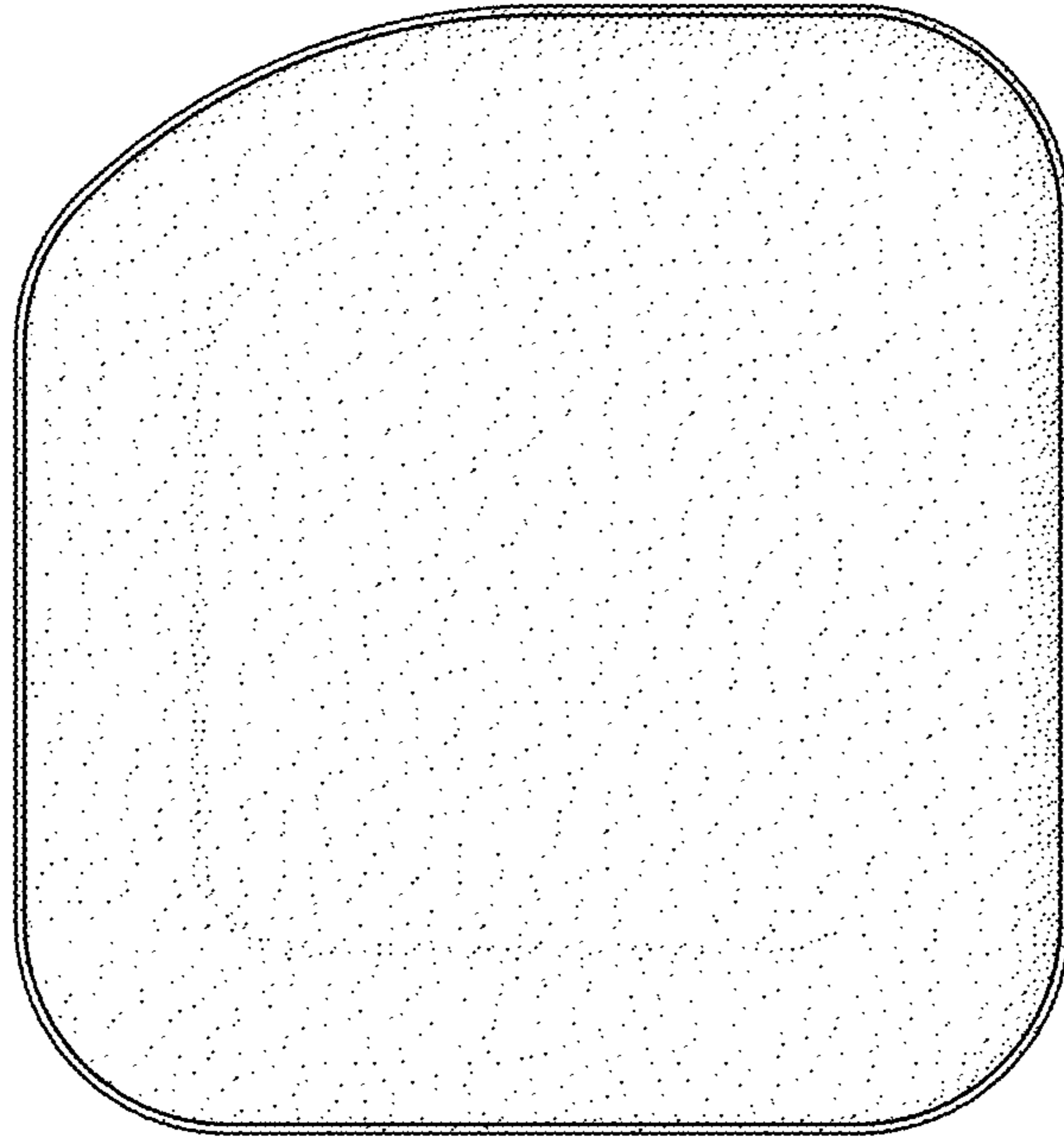


FIG. 3




FIG. 2

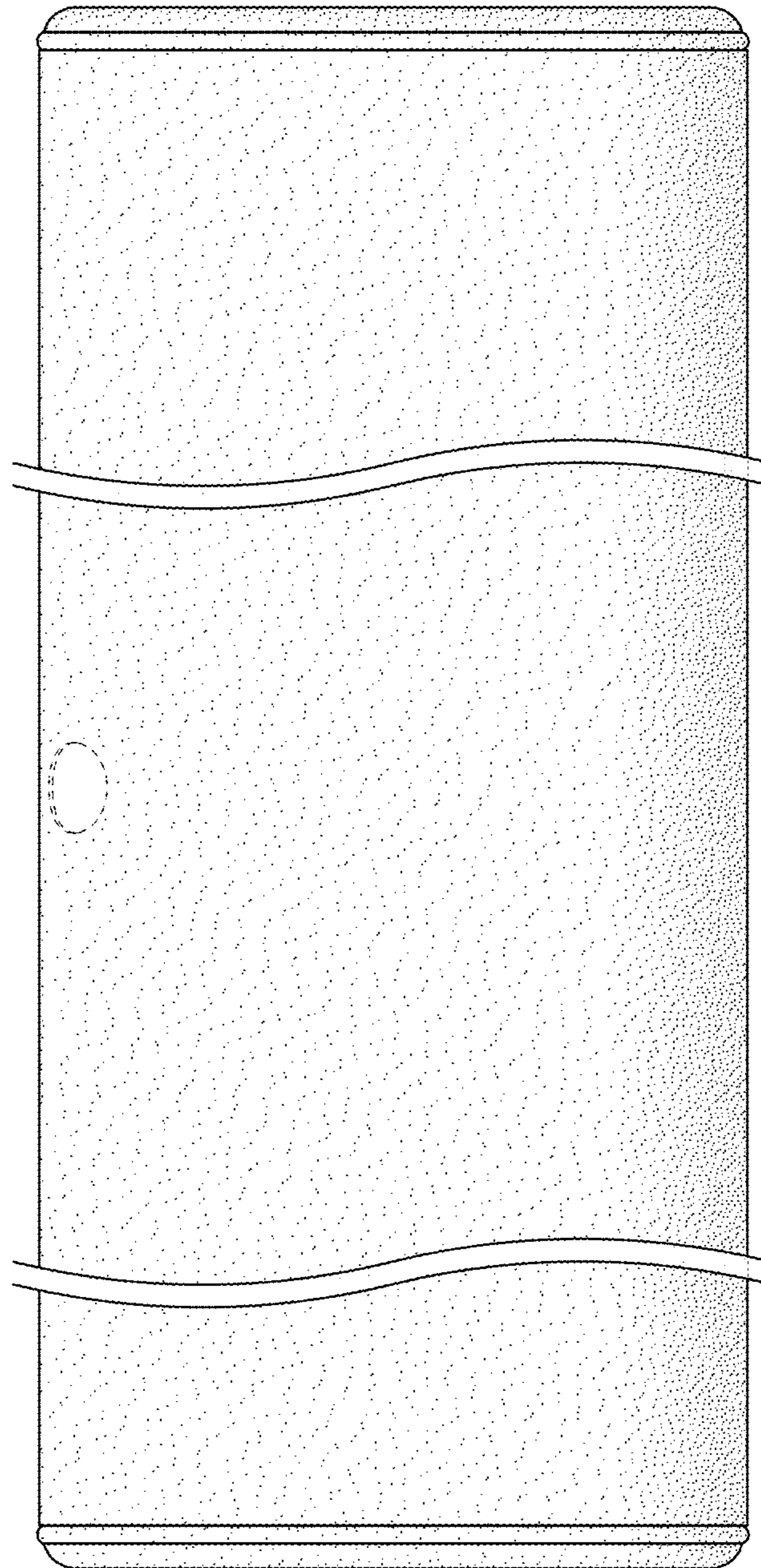


FIG.4

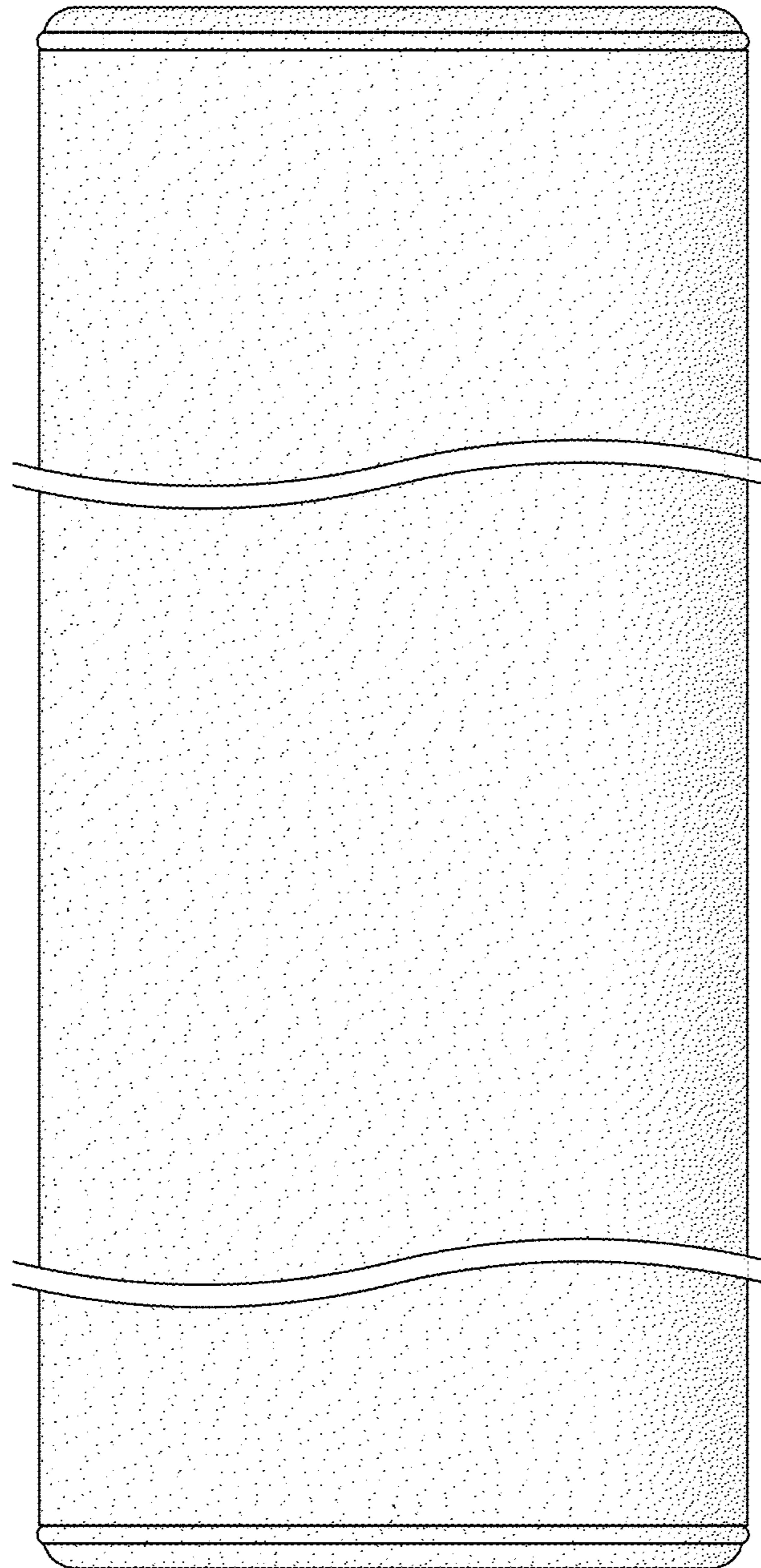


FIG. 5

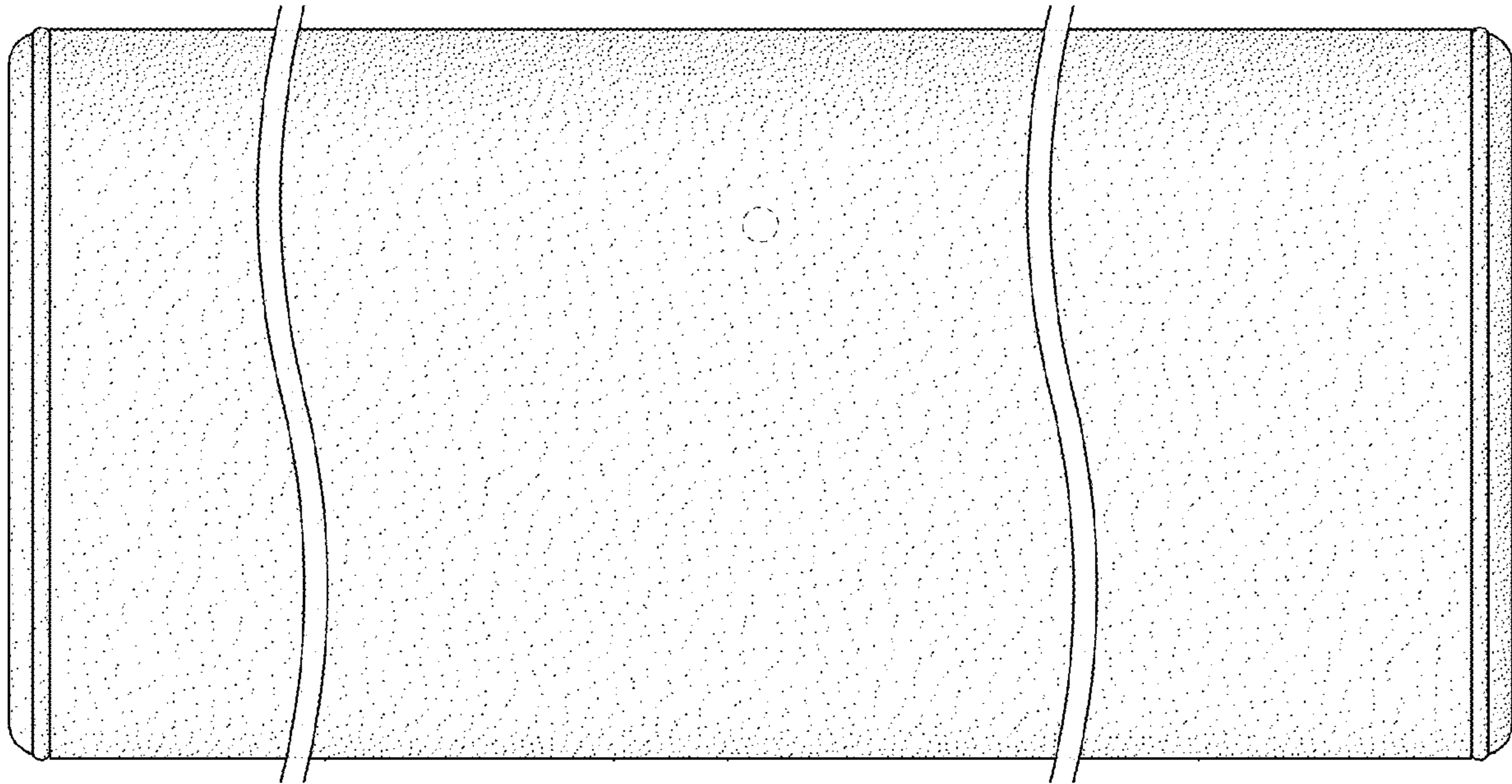


FIG. 6

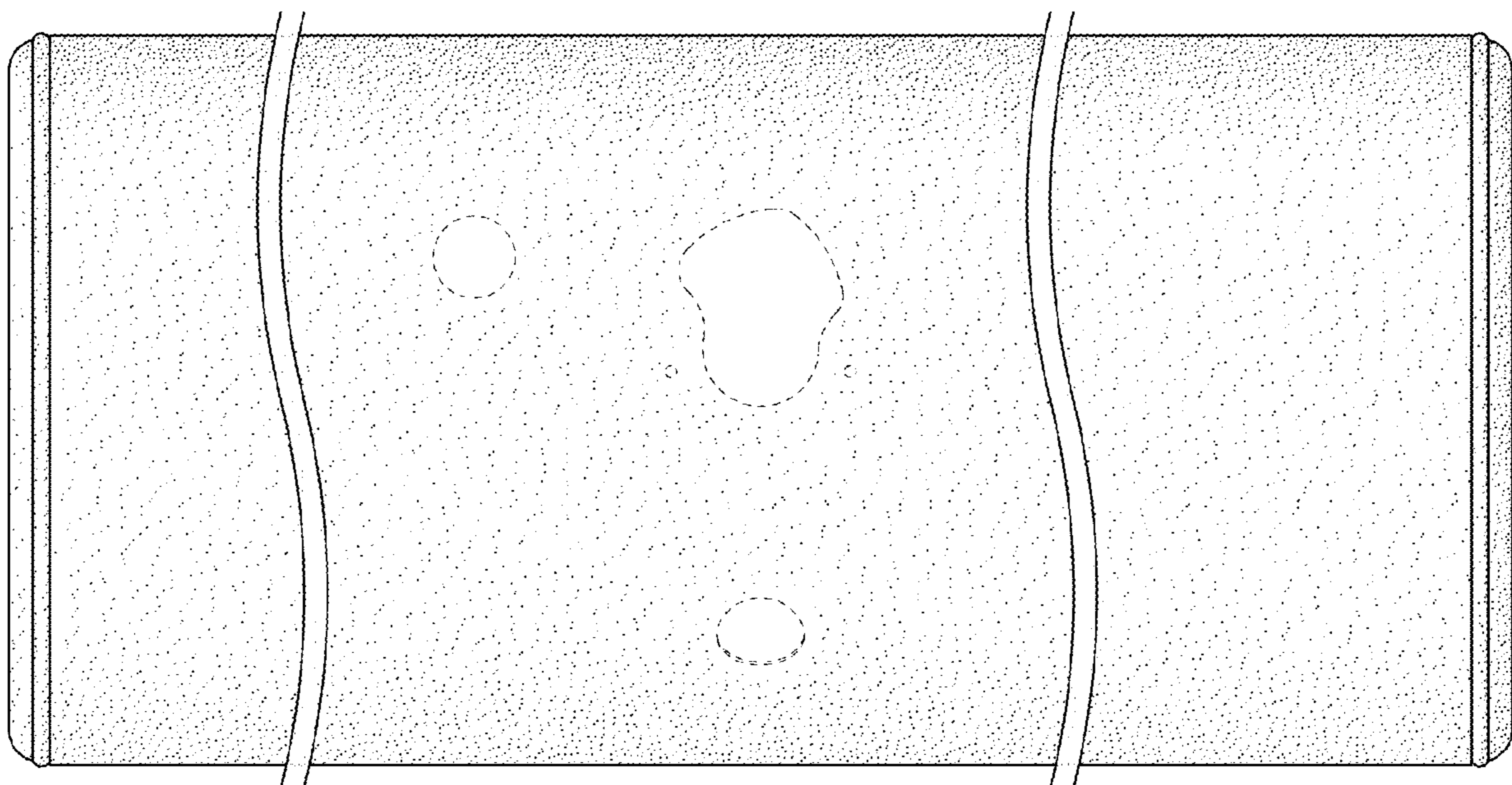


FIG. 7