



US00D934759S

(12) **United States Design Patent** (10) **Patent No.:** **US D934,759 S**  
**Giumentaro** (45) **Date of Patent:** **\*\* Nov. 2, 2021**

(54) **VEHICLE BUMPER**  
(71) Applicant: **VOLKSWAGEN AKTIENGESELLSCHAFT, Wolfsburg (DE)**  
(72) Inventor: **Marco Giumentaro, Wolfsburg (DE)**  
(73) Assignee: **VOLKSWAGEN AKTIENGESELLSCHAFT, Wolfsburg (DE)**

D771,535 S \* 11/2016 Wolff et al. .... D12/169  
D775,560 S \* 1/2017 Choi et al. .... D12/169  
D796,396 S \* 9/2017 Badstuebner et al. .... D12/169  
D796,398 S \* 9/2017 Badstuebner et al. .... D12/169  
D844,507 S \* 4/2019 Wada ..... D12/169  
D868,648 S \* 12/2019 Lee et al. .... D12/169  
D879,682 S \* 3/2020 Melville-Brown ..... D12/169  
D887,325 S \* 6/2020 Kezha ..... D12/169  
D891,324 S \* 7/2020 Betancourt et al. .... D12/169  
D919,500 S \* 5/2021 Gay ..... D12/169

(\*\*) Term: **15 Years**

(21) Appl. No.: **29/752,181**

(22) Filed: **Sep. 25, 2020**

(30) **Foreign Application Priority Data**

Jun. 17, 2020 (WO) ..... WIPO95504

(51) **LOC (13) Cl.** ..... **12-16**

(52) **U.S. Cl.**  
USPC ..... **D12/169**

(58) **Field of Classification Search**  
USPC ..... D12/169, 163, 196, 86, 90-92;  
296/180.1, 180.2; 293/102, 113, 115,  
293/117, 120  
CPC .... B60R 19/52; B60R 2019/25; B62D 25/084  
See application file for complete search history.

(56) **References Cited**

**U.S. PATENT DOCUMENTS**

D757,616 S \* 5/2016 Lesnik et al. .... D12/169  
D758,260 S \* 6/2016 Lesnik et al. .... D12/169  
D769,161 S \* 10/2016 Ishii ..... D12/169

**FOREIGN PATENT DOCUMENTS**

DE DM206351 2/2020  
DE DM088222 10/2020

\* cited by examiner

*Primary Examiner* — Melody N Brown

(74) *Attorney, Agent, or Firm* — Lucas & Mercanti, LLP;  
Klaus P. Stoffel


(57) **CLAIM**


The ornamental design for a vehicle bumper, as shown and described.

**DESCRIPTION**

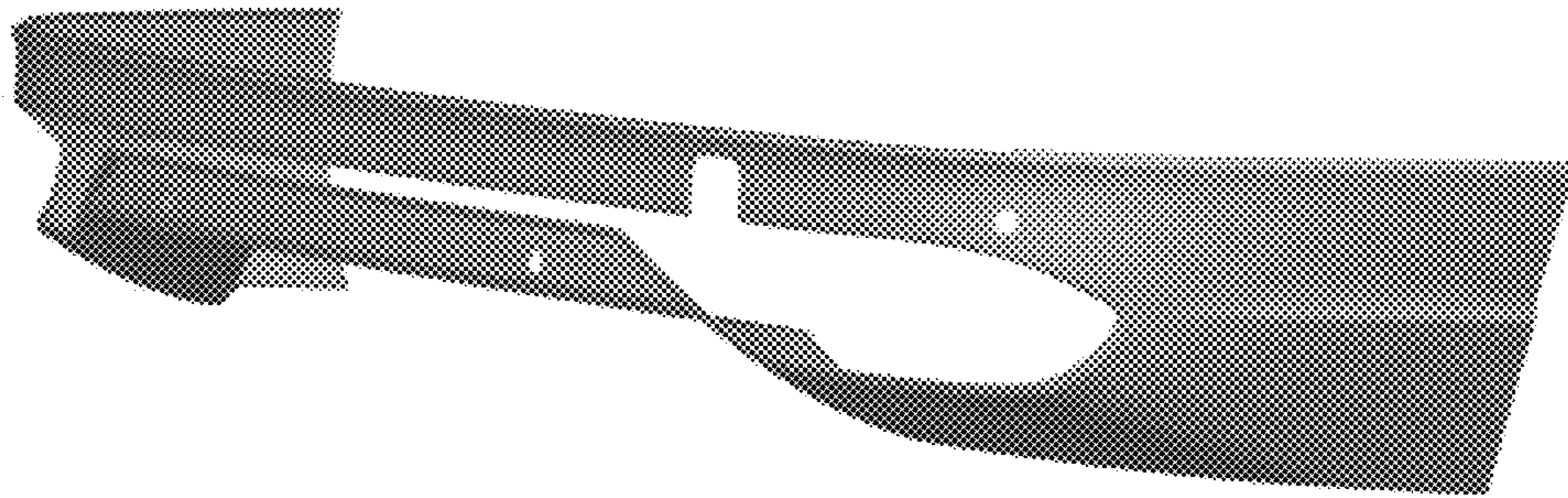
FIG. 1 is a rear and left side perspective view of a vehicle bumper showing my new design;  
FIG. 2 is a front and right side perspective view thereof;  
FIG. 3 is a front view thereof;  
FIG. 4 is a rear view thereof;  
FIG. 5 is a left side view thereof;  
FIG. 6 is a right side view thereof;  
FIG. 7 is a bottom view thereof; and,  
FIG. 8 is a top view thereof.

**1 Claim, 8 Drawing Sheets**







**Fig. 1**




**Fig. 2**




**Fig. 3**




**Fig. 4**



**Fig. 5**

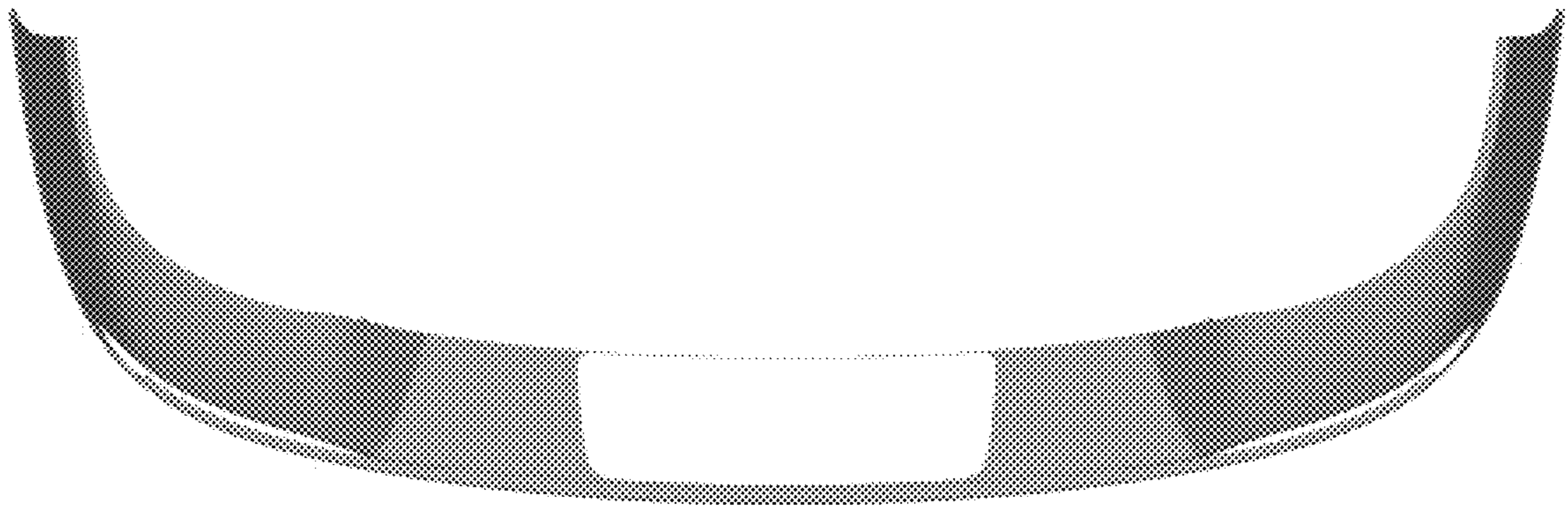


**Fig. 6**



**Fig. 7**





**Fig. 8**