



US00D934757S

(12) **United States Design Patent** (10) **Patent No.:** **US D934,757 S**
Akcay et al. (45) **Date of Patent:** **** Nov. 2, 2021**

(54) **VEHICLE BUMPER**
(71) Applicant: **VOLKSWAGEN AKTIENGESELLSCHAFT, Wolfsburg (DE)**
(72) Inventors: **Cihan Akcay, Wolfsburg (DE); Dimitri Häberle, Wolfsburg (DE)**
(73) Assignee: **VOLKSWAGEN AKTIENGESELLSCHAFT, Wolfsburg (DE)**

D851,560 S * 6/2019 Yong D12/169
D855,502 S * 8/2019 Behmer D12/163
D871,281 S * 12/2019 Lee D12/169
D877,668 S * 3/2020 Bucher D12/169
D885,994 S * 6/2020 Metros D12/163
D887,317 S * 6/2020 Metros D12/163
D890,035 S * 7/2020 Tomasson D12/169
D901,342 S * 11/2020 Yang D12/163
D902,093 S * 11/2020 Behmer D12/163
D910,503 S * 2/2021 Battams D12/163
D911,231 S * 2/2021 Bucher D12/169
D914,554 S * 3/2021 Bischoff D12/169
D915,957 S * 4/2021 Bischoff D12/169

(**) Term: **15 Years**

(21) Appl. No.: **29/750,039**

(22) Filed: **Sep. 10, 2020**

(30) **Foreign Application Priority Data**

Mar. 10, 2020 (WO) WIPO92592

(51) **LOC (13) Cl.** **12-16**

(52) **U.S. Cl.**
USPC **D12/169**

(58) **Field of Classification Search**
USPC D12/169, 163, 196, 86, 90-92;
296/180.1, 180.2; 293/102, 113, 115,
293/117, 120
CPC B60R 19/52; B60R 2019/25; B62D 25/084
See application file for complete search history.

(56) **References Cited**

U.S. PATENT DOCUMENTS

D600,602 S * 9/2009 Endoh D12/169
D664,904 S * 8/2012 Koyama D12/169
D708,997 S * 7/2014 Koizumi D12/169
D736,683 S * 8/2015 Glover D12/169
D847,708 S * 5/2019 Yong D12/169

FOREIGN PATENT DOCUMENTS

DE DM103826 11/2018

* cited by examiner

Primary Examiner — Melody N Brown

(74) *Attorney, Agent, or Firm* — Lucas & Mercanti, LLP; Klaus P. Stoffel

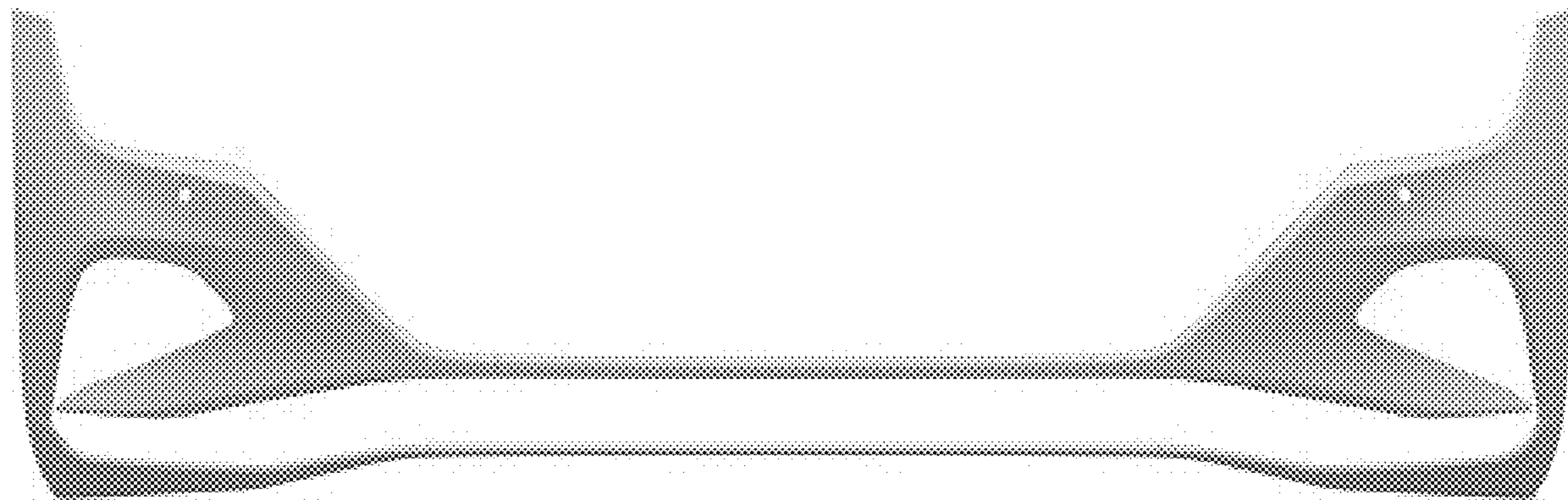
(57) **CLAIM**

The ornamental design for a vehicle bumper, as shown and described.

DESCRIPTION

FIG. 1 is a front and right side perspective view of a vehicle bumper showing our new design;
FIG. 2 is a front and left side perspective view thereof;
FIG. 3 is a rear and left side perspective view thereof;
FIG. 4 is a rear and right side perspective view thereof;
FIG. 5 is a front view thereof;
FIG. 6 is a rear view thereof;
FIG. 7 is a right side view thereof;
FIG. 8 is a left side view thereof;
FIG. 9 is a bottom view thereof; and,
FIG. 10 is a top view thereof.

1 Claim, 5 Drawing Sheets



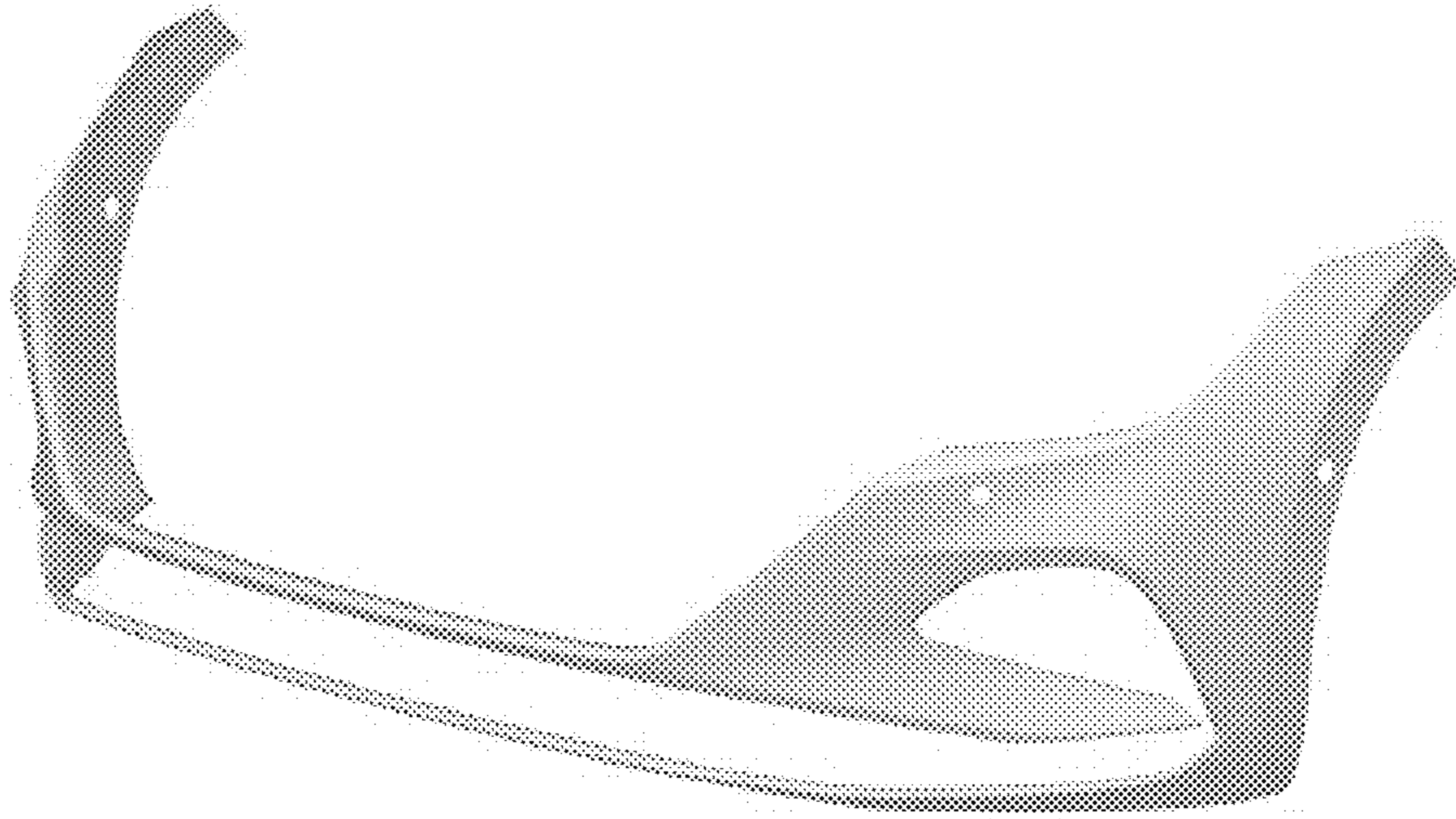


Fig. 1

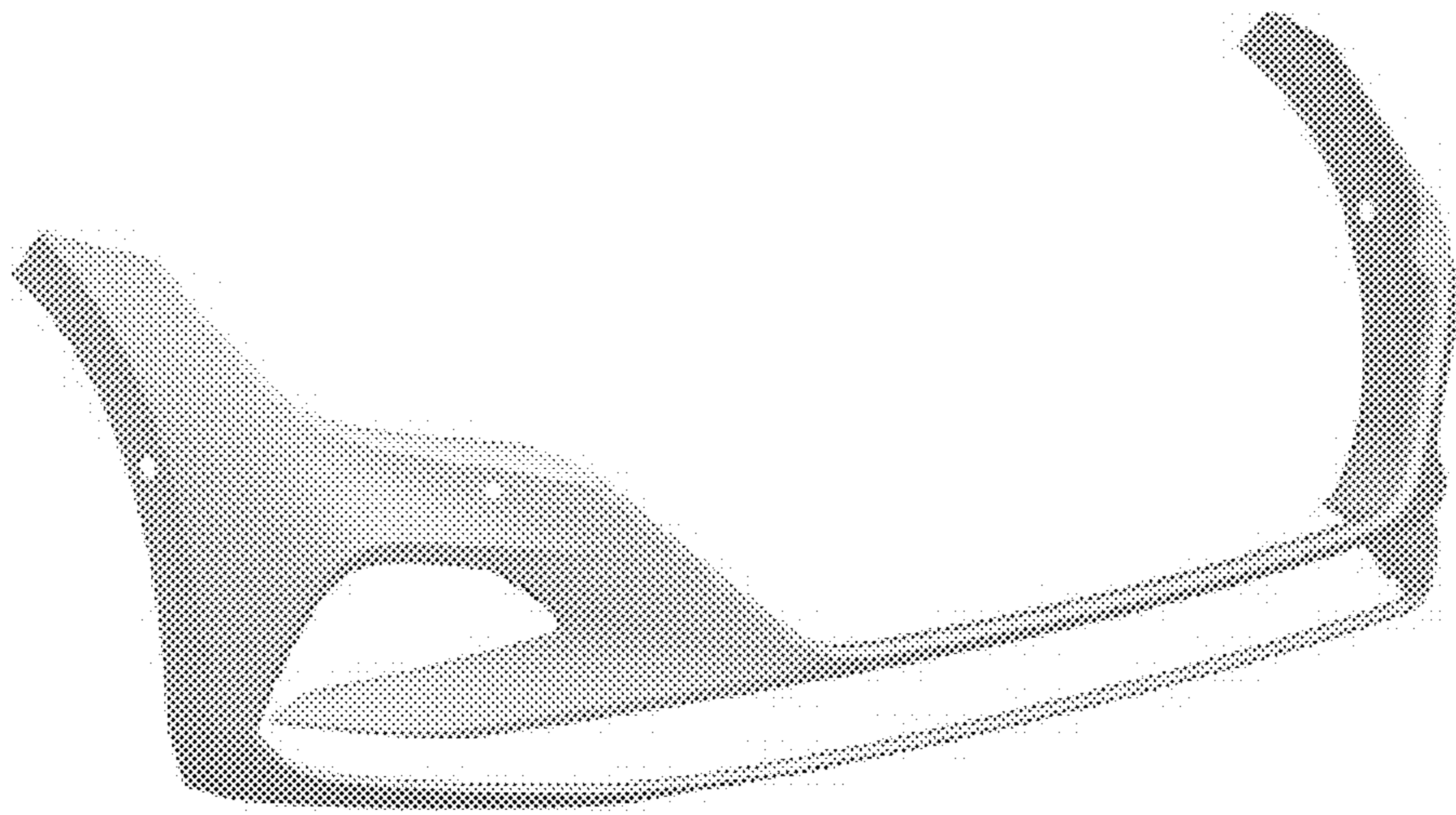


Fig. 2




Fig. 3




Fig. 4



Fig. 5



Fig. 6

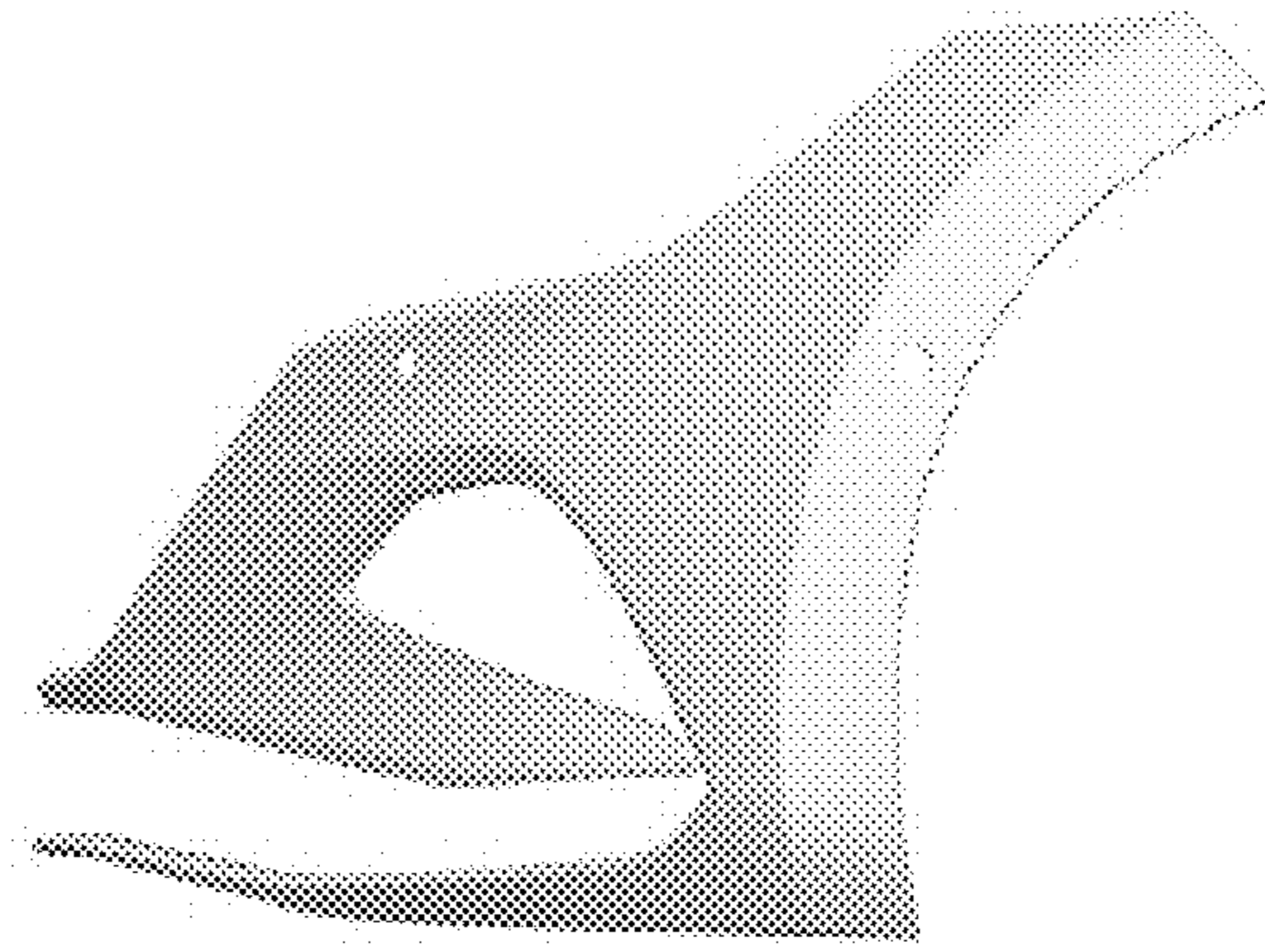


Fig. 7

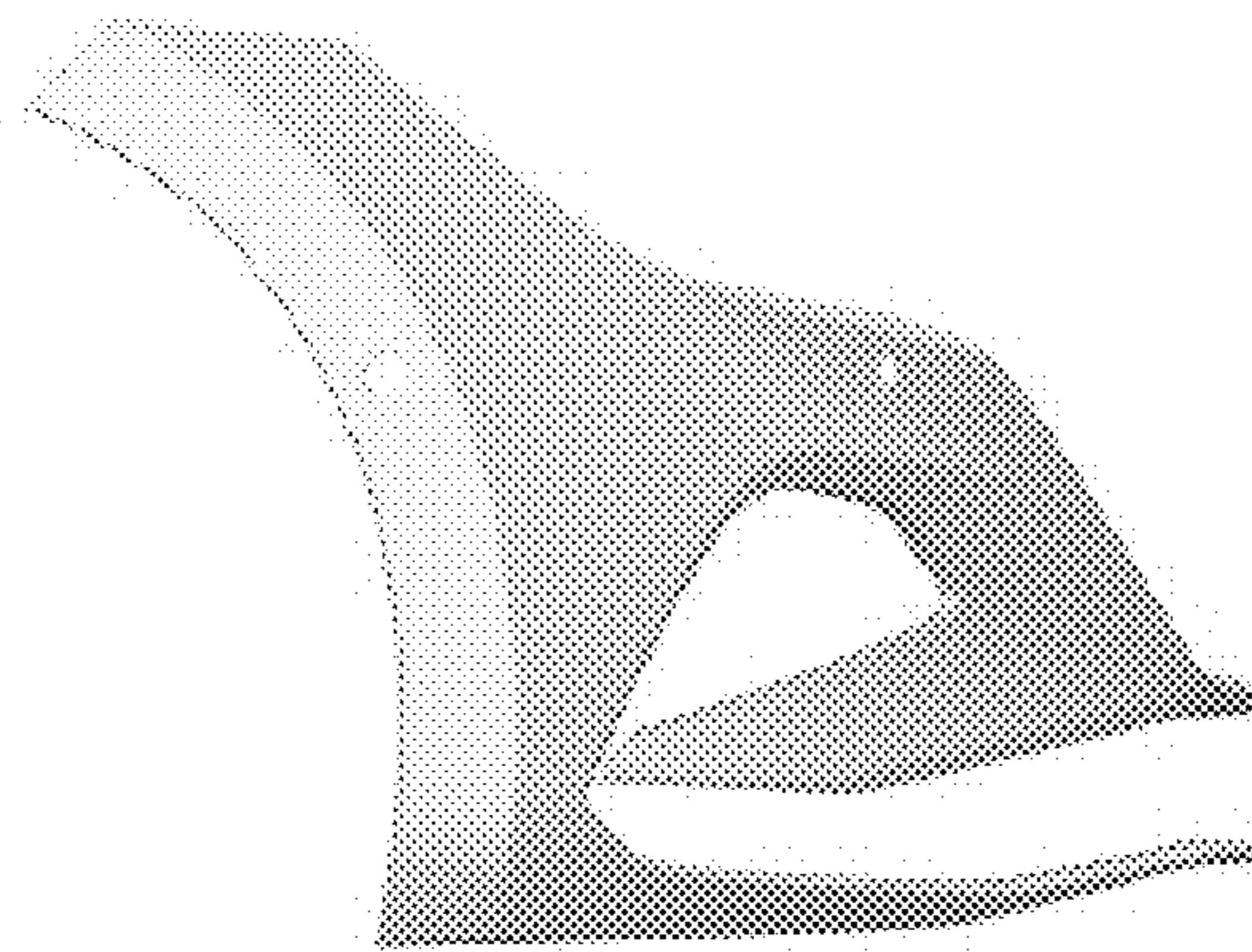


Fig. 8

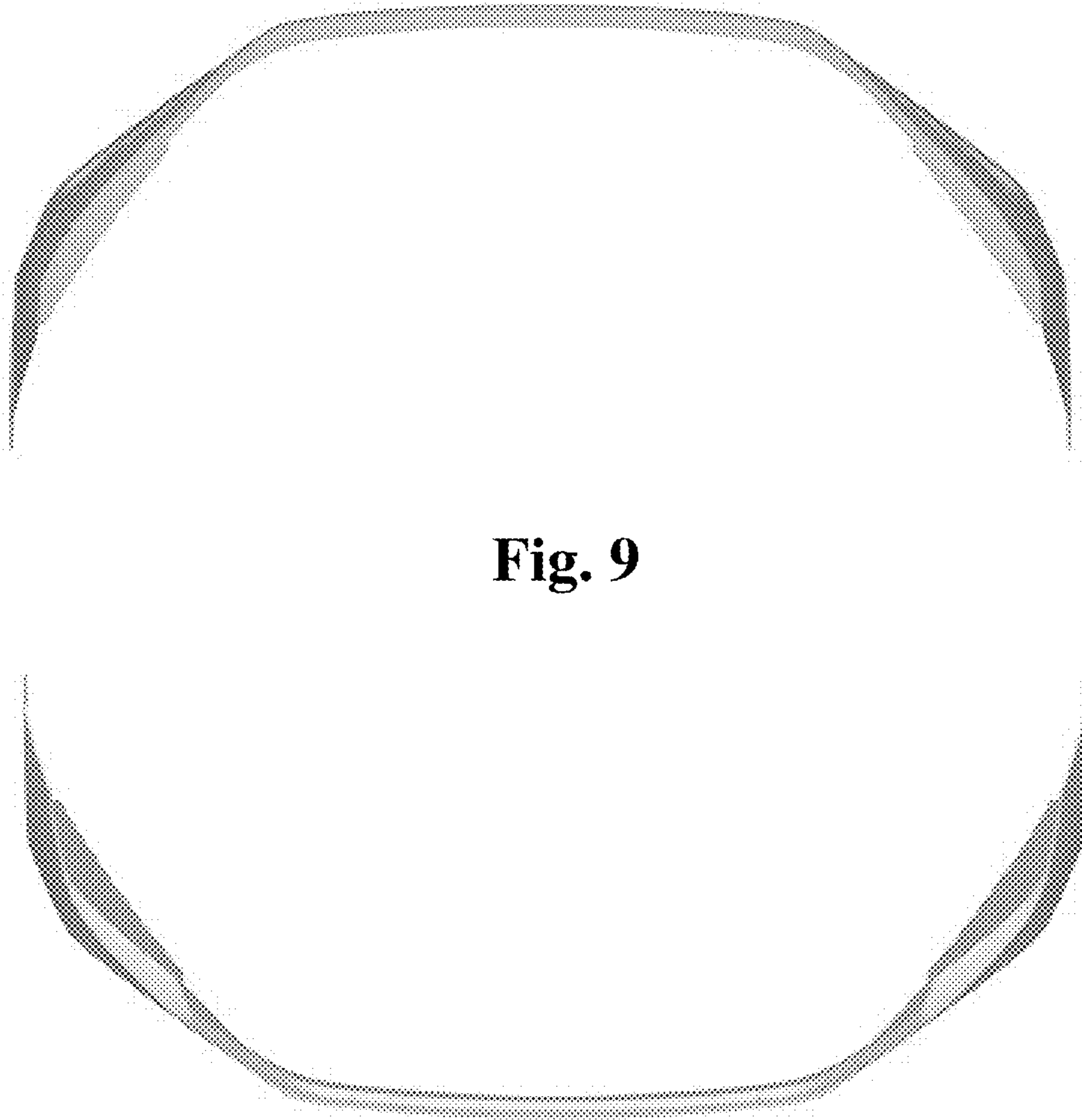


Fig. 9

Fig. 10