



US00D934754S

(12) **United States Design Patent** (10) **Patent No.:** **US D934,754 S**  
**Minamiyama** (45) **Date of Patent:** **\*\* Nov. 2, 2021**

(54) **REAR BUMPER FOR AN AUTOMOBILE**

(71) Applicant: **Nissan Motor Co., Ltd.**, Kanagawa (JP)

(72) Inventor: **Shin Minamiyama**, Kanagawa (JP)

(73) Assignee: **Nissan Motor Co., Ltd.**, Yokohama (JP)

(\*\*) Term: **15 Years**

(21) Appl. No.: **29/736,025**

(22) Filed: **May 27, 2020**

(30) **Foreign Application Priority Data**

Nov. 28, 2019 (JP) ..... 2019-026466

(51) **LOC (13) Cl.** ..... **12-16**

(52) **U.S. Cl.**  
USPC ..... **D12/169**

(58) **Field of Classification Search**  
USPC ..... D12/169, 163, 196, 86, 90-92;  
296/180.1, 180.2; 293/102, 115, 117, 120  
CPC .... B60R 19/52; B60R 2019/25; B62D 25/084  
See application file for complete search history.

(56) **References Cited**

**U.S. PATENT DOCUMENTS**

D561,070 S *	2/2008	Gresens	.....	D12/169
D561,071 S *	2/2008	Golden	.....	D12/169
D566,017 S *	4/2008	Pfeiffer	.....	D12/169
D585,002 S *	1/2009	Tamura	.....	D12/169
D592,570 S *	5/2009	Lamm	.....	D12/169
D605,568 S *	12/2009	Ward	.....	D12/169
D609,614 S *	2/2010	Okue	.....	D12/169
D631,407 S *	1/2011	Kuze	.....	D12/169
D640,613 S *	6/2011	Bauer	.....	D12/169
D644,573 S *	9/2011	Bauer	.....	D12/169

D644,578 S *	9/2011	Messale	.....	D12/169
D653,593 S *	2/2012	Nishihama	.....	D12/169
D675,140 S *	1/2013	Ohkoshi	.....	D12/169
D683,282 S *	5/2013	Fuchigami	.....	D12/169
D683,285 S *	5/2013	Yoshida	.....	D12/169
D769,780 S *	10/2016	Lesnik	.....	D12/164
D819,523 S *	6/2018	Yamamoto	.....	D12/169
D833,330 S *	11/2018	Sakai	.....	D12/91
D838,638 S *	1/2019	Wada	.....	D12/169
D854,982 S *	7/2019	Horie	.....	D12/169
D854,983 S *	7/2019	Katou	.....	D12/169
D856,208 S *	8/2019	Takahashi	.....	D12/169
D864,803 S *	10/2019	Sakai	.....	D12/169
D886,003 S *	6/2020	Kusunoki	.....	D12/169
D887,914 S *	6/2020	Utsunomiya	.....	D12/169

(Continued)

*Primary Examiner* — Melody N Brown

(74) *Attorney, Agent, or Firm* — Global IP Counselors, LLP


(57) **CLAIM**

The ornamental design for a rear bumper for an automobile, as shown and described.

**DESCRIPTION**

FIG. 1 is a front elevational view of a rear bumper for an automobile showing my new design;  
FIG. 2 is a top plan view thereof;  
FIG. 3 is a bottom plan view thereof;  
FIG. 4 is a left side elevational view thereof;  
FIG. 5 is a right side elevational view thereof;  
FIG. 6 is a front and left side perspective view thereof; and,  
FIG. 7 is a front and right side perspective view thereof.  
The rear view of the rear bumper for an automobile forms no part of the claimed design. The inside surfaces of the rear bumper for an automobile, shown in broken lines in FIGS. 2 and 7, form no part of the claimed design since the inside surfaces are hidden when the rear bumper is mounted to the automobile.

**1 Claim, 7 Drawing Sheets**



(56)

**References Cited**

U.S. PATENT DOCUMENTS

D904,248 S \* 12/2020 Katou ..... D12/169  
D904,941 S \* 12/2020 Utsunomiya ..... D12/169  
D913,876 S \* 3/2021 Bischoff ..... D12/169

\* cited by examiner




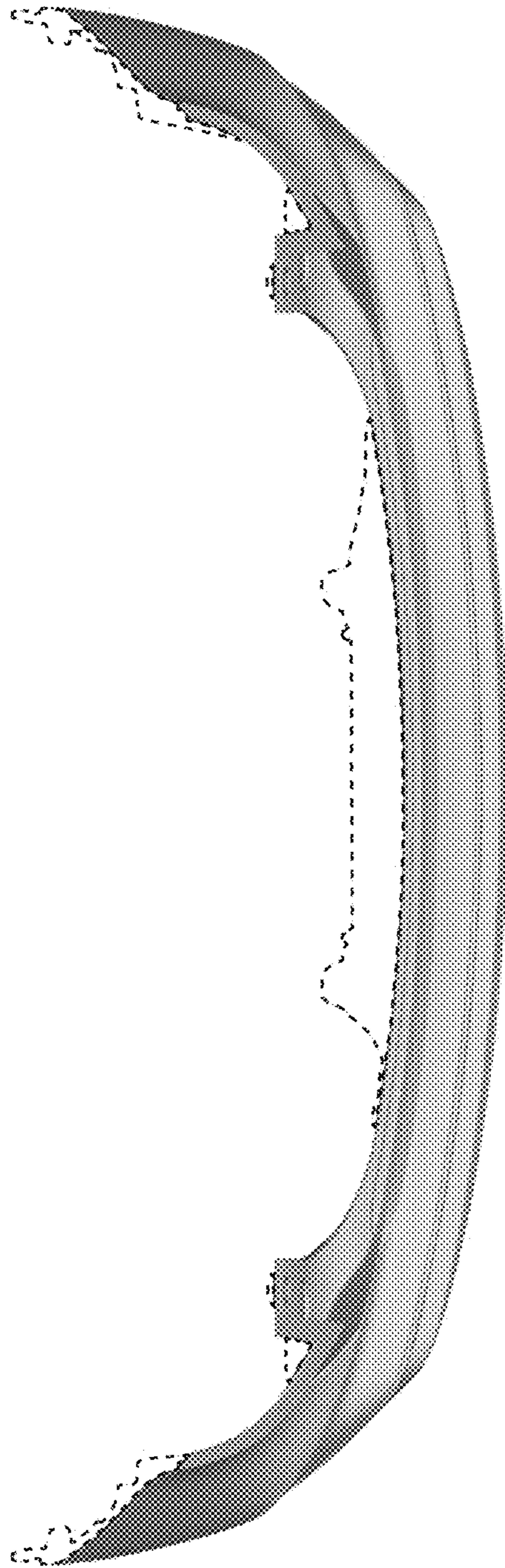


FIG. 1



**FIG. 2**



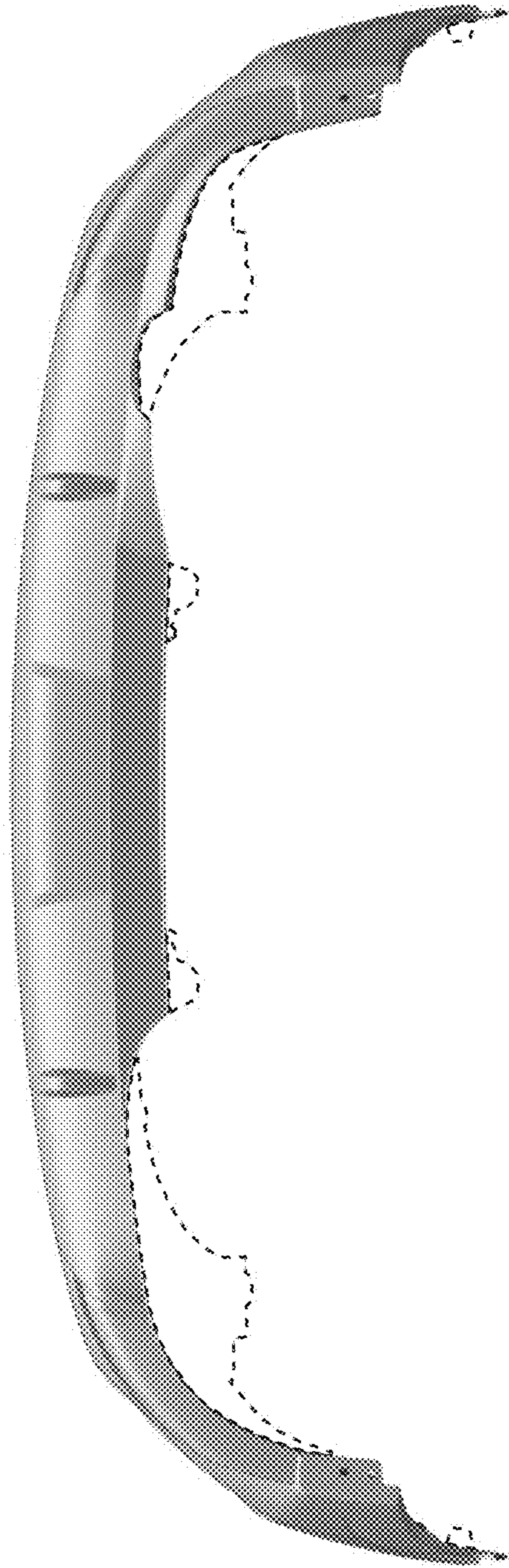
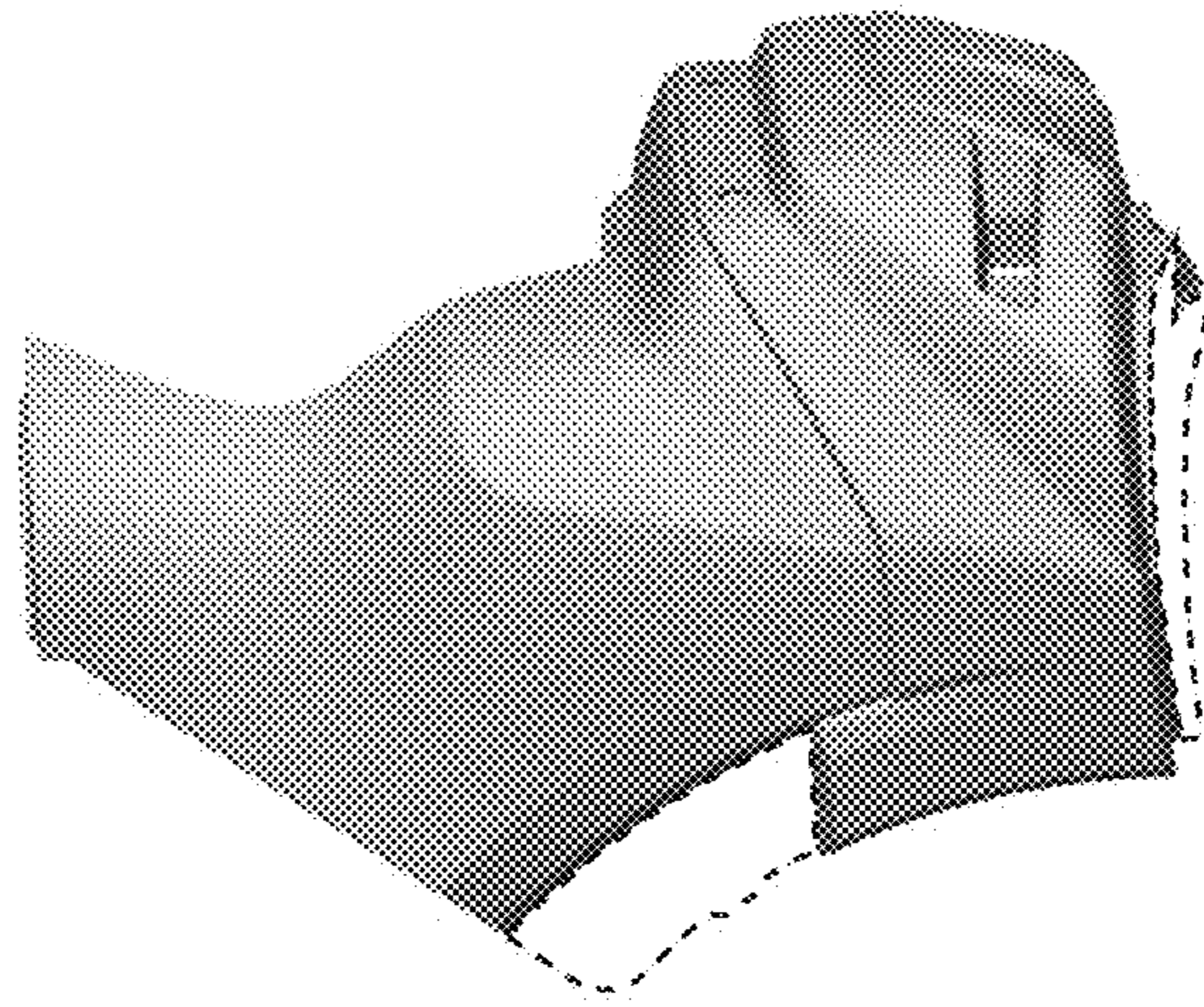


FIG. 3



**FIG. 4**

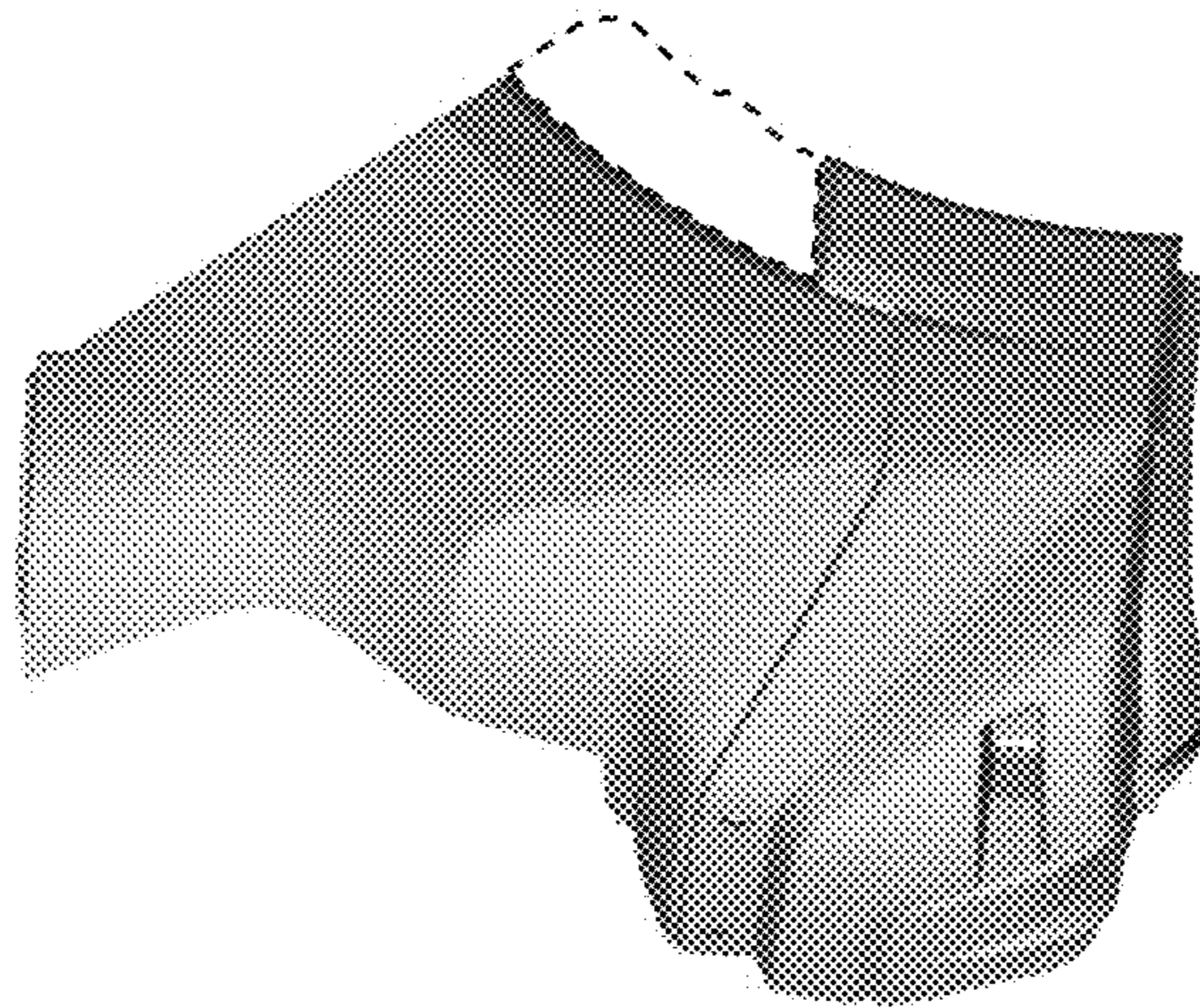


FIG. 5





FIG. 6





FIG. 7