



US00D934736S

(12) **United States Design Patent**  
**Sasaki et al.**

(10) **Patent No.:** **US D934,736 S**  
(45) **Date of Patent:** **\*\* Nov. 2, 2021**

(54) **MOTORCYCLE**  
(71) Applicant: **HONDA MOTOR CO., LTD.**, Tokyo (JP)  
(72) Inventors: **Tomohiko Sasaki**, Wako (JP); **Maurizio Carbonara**, Rome (IT)  
(73) Assignee: **HONDA MOTOR CO., LTD.**, Tokyo (JP)  
(\*\*) Term: **15 Years**

D669,821 S \* 10/2012 Nishihara ..... D12/110  
8,485,299 B2 \* 7/2013 Iida ..... B62J 35/00  
180/219  
D689,405 S \* 9/2013 Tsukui ..... D12/110  
D693,275 S \* 11/2013 Murakami ..... D12/110  
8,807,259 B2 \* 8/2014 Tominaga ..... B60G 17/016  
180/219  
D736,677 S \* 8/2015 Iimura ..... D12/110  
D746,180 S \* 12/2015 Petterson ..... D12/110  
D753,024 S \* 4/2016 Futamata ..... D12/110  
D755,680 S \* 5/2016 Yashuhara ..... D12/110  
D755,681 S \* 5/2016 Martin ..... D12/110  
D755,682 S \* 5/2016 Hahn-Woernle ..... D12/110

(Continued)

(21) Appl. No.: **29/707,463**

(22) Filed: **Sep. 27, 2019**

(30) **Foreign Application Priority Data**

Mar. 29, 2019 (JP) ..... 2019-006787

(51) **LOC (13) Cl.** ..... **12-11**

(52) **U.S. Cl.**  
USPC ..... **D12/110**

(58) **Field of Classification Search**  
USPC ..... D12/110, 111, 117; D21/432, 538  
CPC ..... B62K 11/00; B62K 11/02; B62K 11/04;  
B62K 11/10; B62K 17/00; B62K 19/00;  
B62K 2202/00

See application file for complete search history.

(56) **References Cited**

**U.S. PATENT DOCUMENTS**

D531,551 S \* 11/2006 Takeda ..... D12/110  
D583,715 S \* 12/2008 Beboux ..... D12/110  
D587,172 S \* 2/2009 Buckan ..... D12/110  
D593,456 S \* 6/2009 Sasaki ..... D12/110  
D629,336 S \* 12/2010 Wakita ..... D12/110  
D636,708 S \* 4/2011 Katagiri ..... D12/110  
D652,769 S \* 1/2012 Kudo ..... D12/110  
D657,290 S \* 4/2012 Tako ..... D12/110  
D668,185 S \* 10/2012 Plaza ..... D12/110  
D669,397 S \* 10/2012 Isokari ..... D12/110

**FOREIGN PATENT DOCUMENTS**

JP D1532756 S 8/2015

*Primary Examiner* — Darlington Ly

(74) *Attorney, Agent, or Firm* — Birch, Stewart, Kolasch & Birch, LLP

(57) **CLAIM**


The ornamental design for a motorcycle, as shown and described.

**DESCRIPTION**

FIG. 1 is a front and right side perspective view of a motorcycle embodying our new design;  
FIG. 2 is a rear and right side perspective view thereof;  
FIG. 3 is a front and left side perspective view thereof;  
FIG. 4 is a rear and left side perspective view thereof;  
FIG. 5 is a right side elevation view thereof;  
FIG. 6 is a left side elevation view thereof;  
FIG. 7 is a front elevation view thereof;  
FIG. 8 is a rear elevation view thereof;  
FIG. 9 is a top plan view thereof; and,  
FIG. 10 is a bottom plan view thereof.

The broken lines in the drawings illustrate portions of the motorcycle that form no part of the claimed design.

**1 Claim, 10 Drawing Sheets**



(56)

**References Cited**

U.S. PATENT DOCUMENTS

D774,963	S	*	12/2016	Takigawa .....	D12/110
D782,368	S	*	3/2017	Fujimoto .....	D12/110
D809,432	S	*	2/2018	Ueno .....	D12/110
D817,230	S	*	5/2018	Tamura .....	D12/110
D819,499	S	*	6/2018	Hahn-Woernle .....	D12/110
D866,403	S	*	11/2019	Lambri .....	D12/110
D867,221	S	*	11/2019	Tamura .....	D12/110
D871,976	S	*	1/2020	Martin .....	D12/110
D874,985	S	*	2/2020	Shigihara .....	D12/110
D875,615	S	*	2/2020	Martin .....	D12/110
D875,616	S	*	2/2020	Martin .....	D12/110
D880,364	S	*	4/2020	Nagao .....	D12/110
2012/0318598	A1	*	12/2012	Fujiyama .....	B62J 25/00 180/219

\* cited by examiner




FIG. 1




FIG. 2




FIG.3




FIG.4



FIG.5

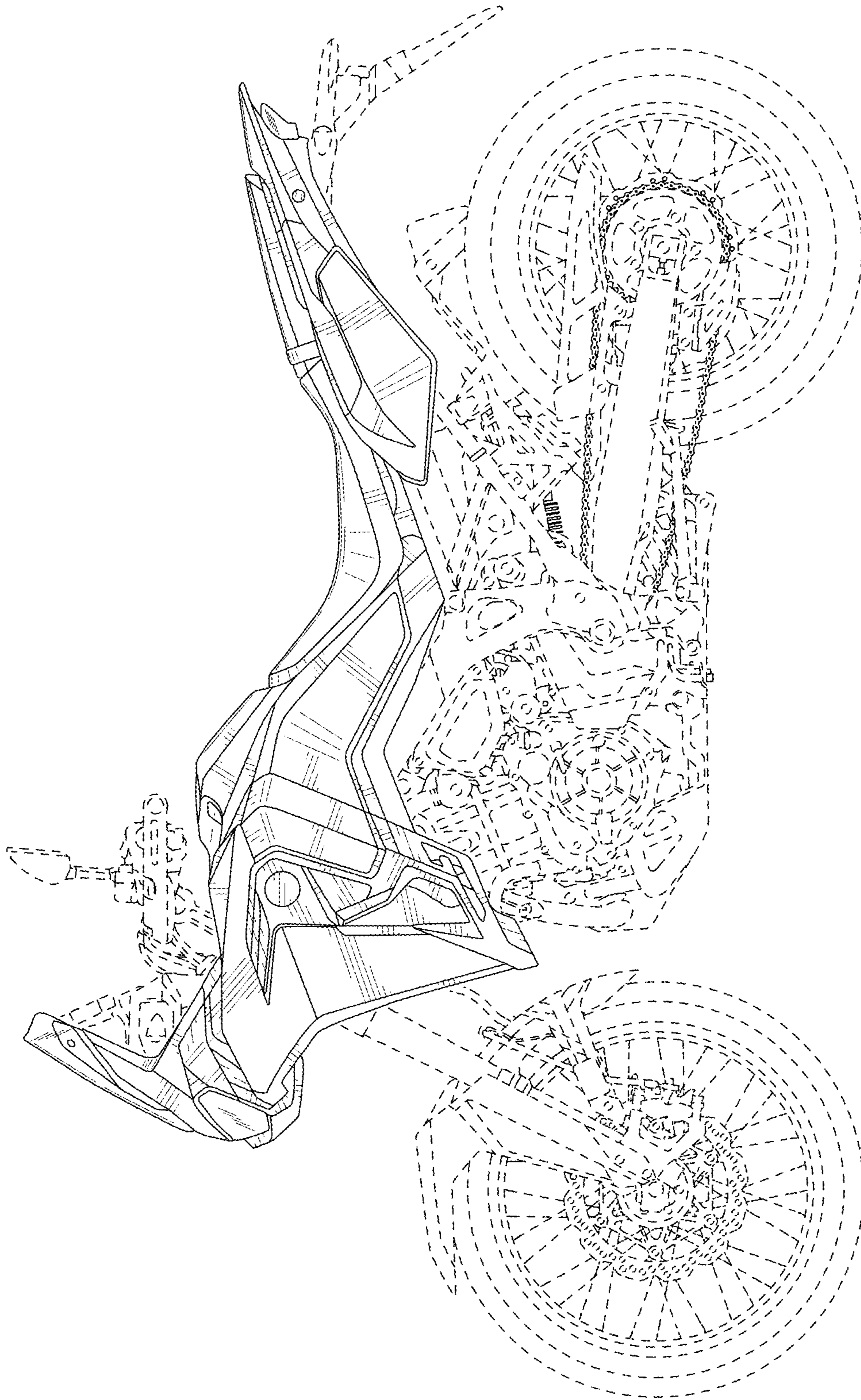


FIG.6



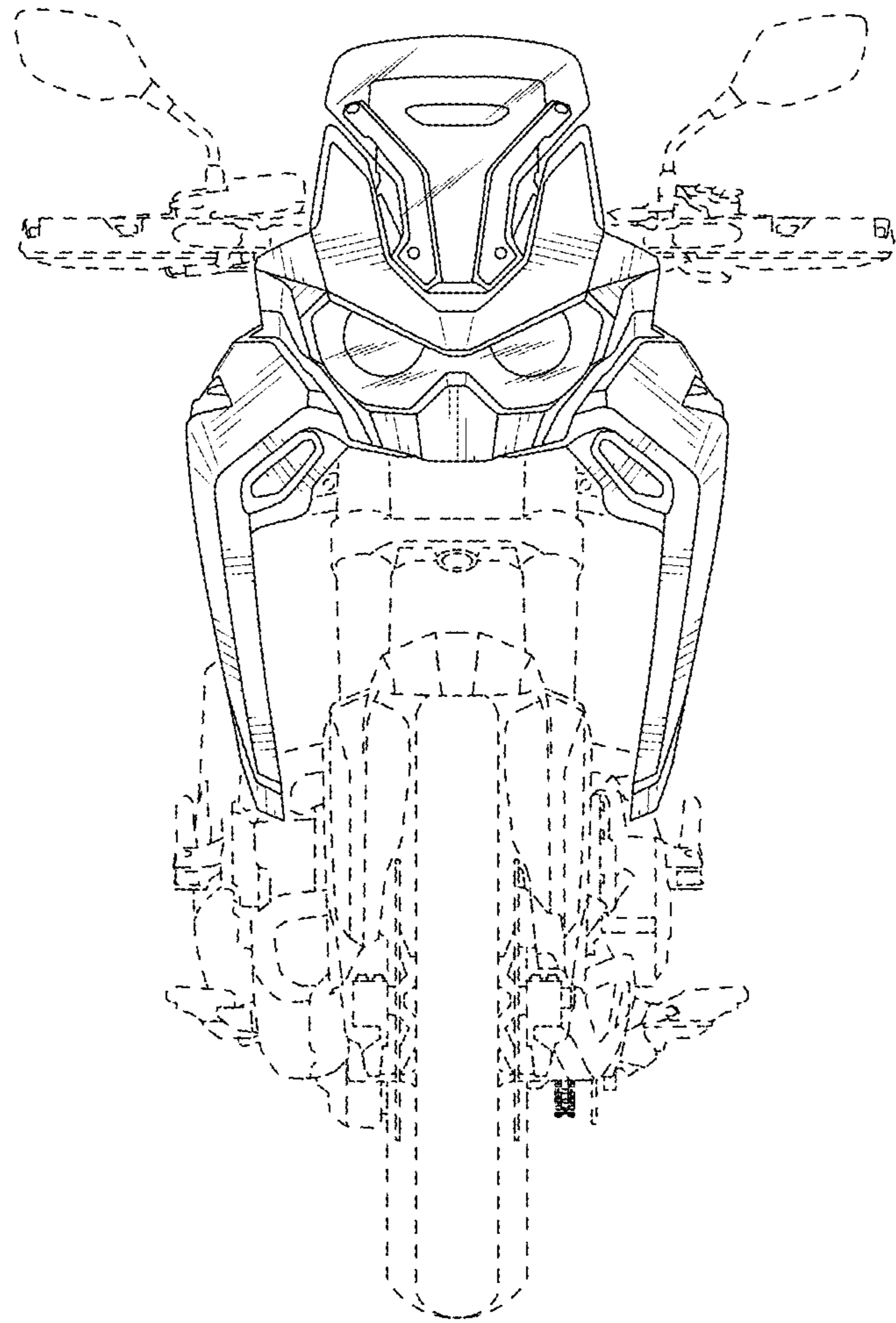


FIG.7

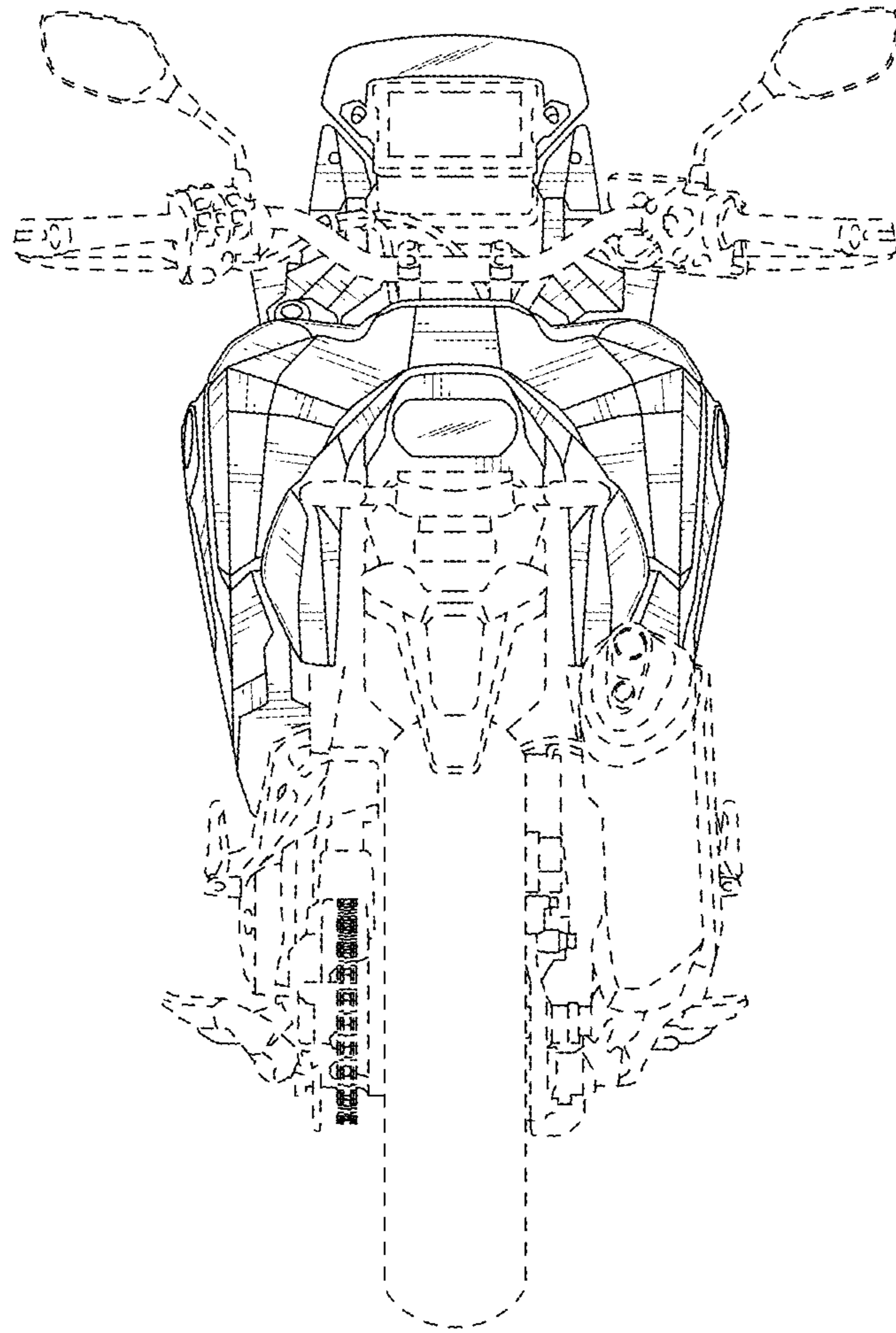


FIG.8

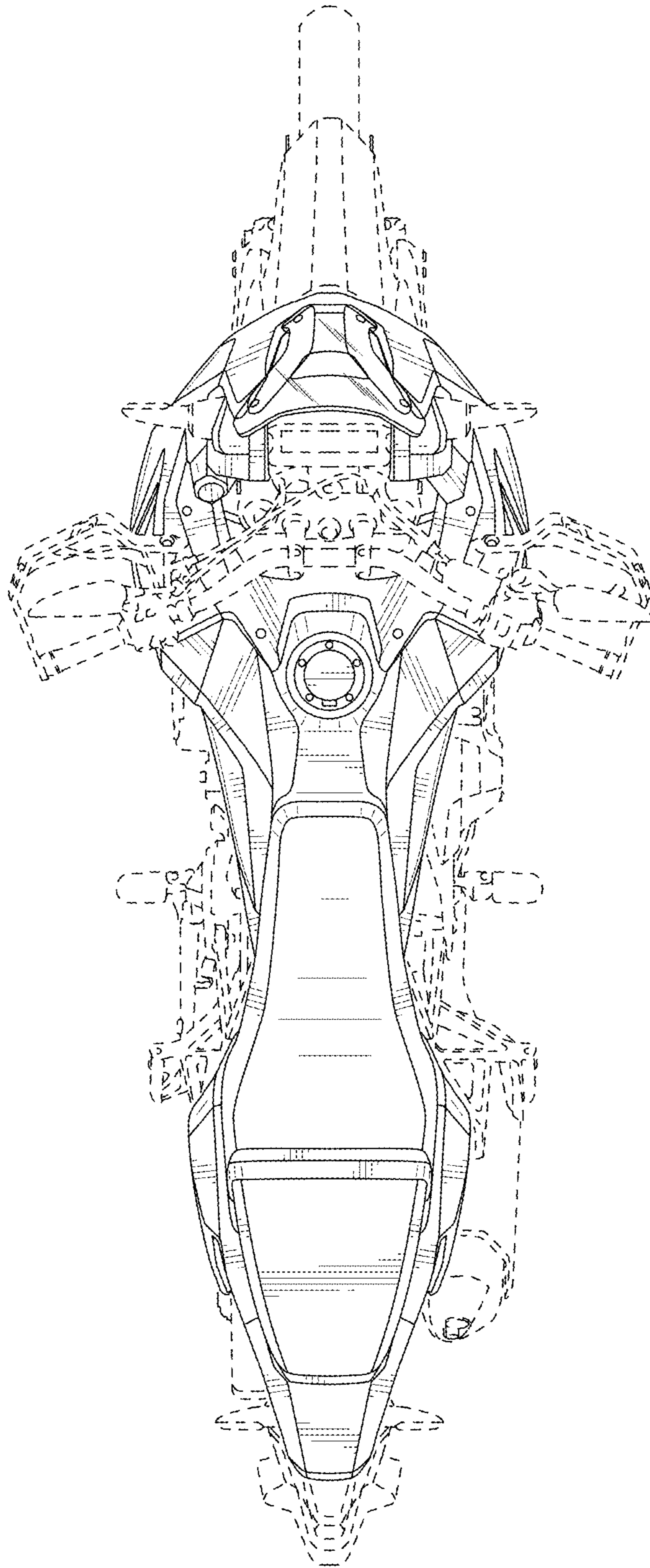


FIG. 9

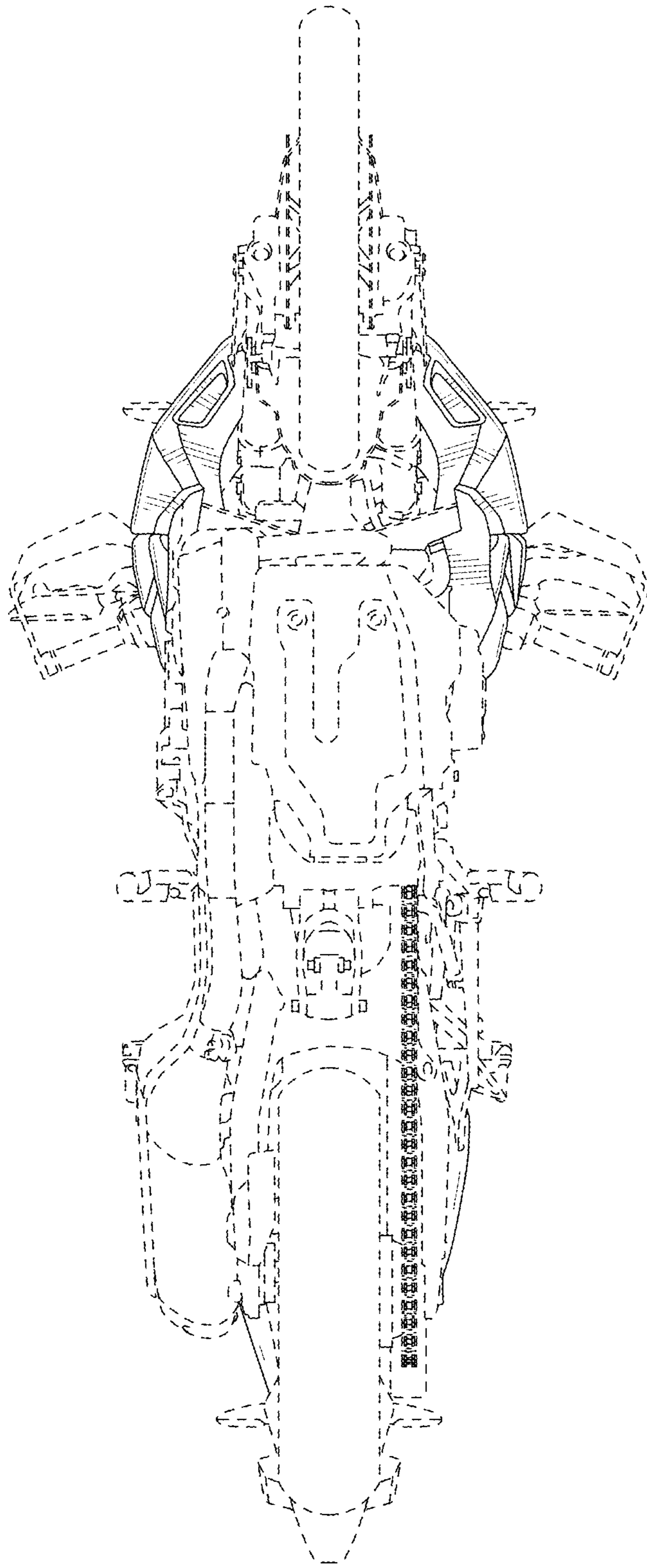


FIG.10