



US00D934735S

(12) **United States Design Patent**  
**Takizawa et al.**

(10) **Patent No.:** **US D934,735 S**

(45) **Date of Patent:** **\*\* Nov. 2, 2021**

(54) **MOTORCYCLE**

(71) Applicant: **HONDA MOTOR CO., LTD.**, Tokyo (JP)

(72) Inventors: **Takashi Takizawa**, Wako (JP);  
**Maurizio Carbonara**, Rome (IT)

(73) Assignee: **HONDA MOTOR CO., LTD.**, Tokyo (JP)

(\*\*) Term: **15 Years**

(21) Appl. No.: **29/707,328**

(22) Filed: **Sep. 27, 2019**

(30) **Foreign Application Priority Data**

Mar. 29, 2019 (JP) ..... 2019-006789

(51) **LOC (13) Cl.** ..... **12-11**

(52) **U.S. Cl.**  
USPC ..... **D12/110**

(58) **Field of Classification Search**  
USPC ..... D12/110, 111, 117; D21/432, 538  
CPC ..... B62K 11/00; B62K 11/02; B62K 11/04;  
B62K 11/10; B62K 17/00; B62K 19/00;  
B62K 2202/00

See application file for complete search history.

(56) **References Cited**

**U.S. PATENT DOCUMENTS**

D531,551 S *	11/2006	Takeda	.....	D12/110
D583,715 S *	12/2008	Beboux	.....	D12/110
D587,172 S *	2/2009	Buckan	.....	D12/110
D593,456 S *	6/2009	Sasaki	.....	D12/110
D629,336 S *	12/2010	Wakita	.....	D12/110
D636,708 S *	4/2011	Katagiri	.....	D12/110
D652,769 S *	1/2012	Kudo	.....	D12/110
D657,290 S *	4/2012	Tako	.....	D12/110
D668,185 S *	10/2012	Plaza	.....	D12/110
D669,397 S *	10/2012	Isokari	.....	D12/110

D669,821 S *	10/2012	Nishihara	.....	D12/110
8,485,299 B2 *	7/2013	Iida	.....	B62J 35/00 180/219
D689,405 S *	9/2013	Tsukui	.....	D12/110
D693,275 S *	11/2013	Murakami	.....	D12/110
8,807,259 B2 *	8/2014	Tominaga	.....	B60G 17/016 180/219
D736,677 S *	8/2015	Iimura	.....	D12/110
D746,180 S *	12/2015	Petterson	.....	D12/110
D753,024 S *	4/2016	Futamata	.....	D12/110
D755,680 S *	5/2016	Yashuhara	.....	D12/110
D755,681 S *	5/2016	Martin	.....	D12/110
D755,682 S *	5/2016	Hahn-Woernle	.....	D12/110

(Continued)

**FOREIGN PATENT DOCUMENTS**

JP D1532756 S 8/2015

*Primary Examiner* — Darlington Ly

(74) *Attorney, Agent, or Firm* — Birch, Stewart, Kolasch & Birch, LLP

(57) **CLAIM**


The ornamental design for a motorcycle, as shown and described.

**DESCRIPTION**

FIG. 1 is a front and right side perspective view of a motorcycle embodying our new design; FIG. 2 is a rear and right side perspective view thereof; FIG. 3 is a front and left side perspective view thereof; FIG. 4 is a rear and left side perspective view thereof; FIG. 5 is a right side elevation view thereof; FIG. 6 is a left side elevation view thereof; FIG. 7 is a front elevation view thereof; FIG. 8 is a rear elevation view thereof; FIG. 9 is a top plan view thereof; and, FIG. 10 is a bottom view thereof.

The broken lines in the drawings illustrate portions of the motorcycle that form no part of the claimed design.

**1 Claim, 10 Drawing Sheets**



(56)

**References Cited**

U.S. PATENT DOCUMENTS

D774,963	S	*	12/2016	Takigawa .....	D12/110
D782,368	S	*	3/2017	Fujimoto .....	D12/110
D809,432	S	*	2/2018	Ueno .....	D12/110
D817,230	S	*	5/2018	Tamura .....	D12/110
D819,499	S	*	6/2018	Hahn-Woernle .....	D12/110
D866,403	S	*	11/2019	Lambri .....	D12/110
D867,221	S	*	11/2019	Tamura .....	D12/110
D871,976	S	*	1/2020	Martin .....	D12/110
D874,985	S	*	2/2020	Shigihara .....	D12/110
D875,615	S	*	2/2020	Martin .....	D12/110
D875,616	S	*	2/2020	Martin .....	D12/110
D880,364	S	*	4/2020	Nagao .....	D12/110
2012/0318598	A1	*	12/2012	Fujiyama .....	B62J 25/00 180/219

\* cited by examiner




FIG.1




FIG. 2




FIG.3




FIG.4

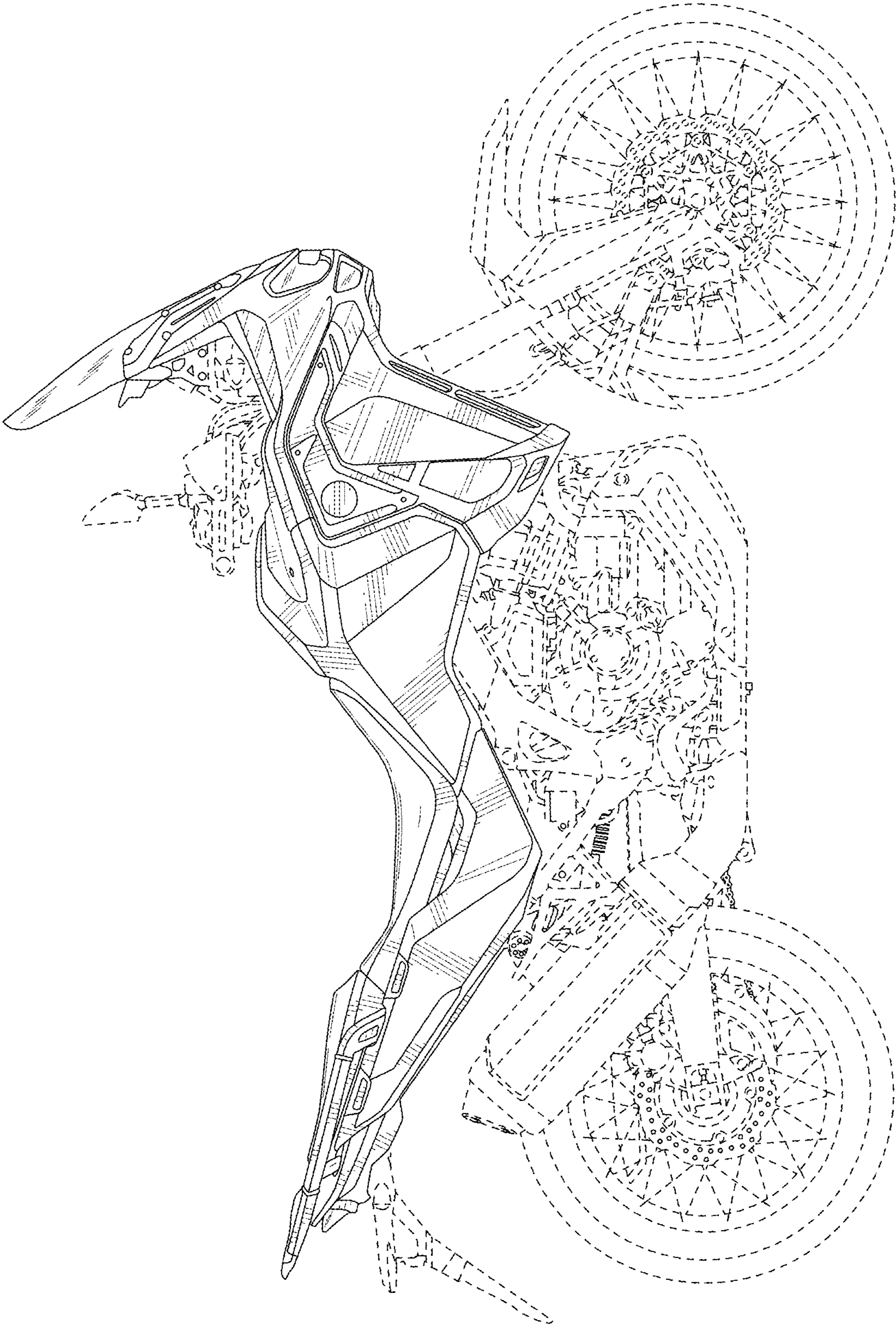


FIG.5



FIG.6



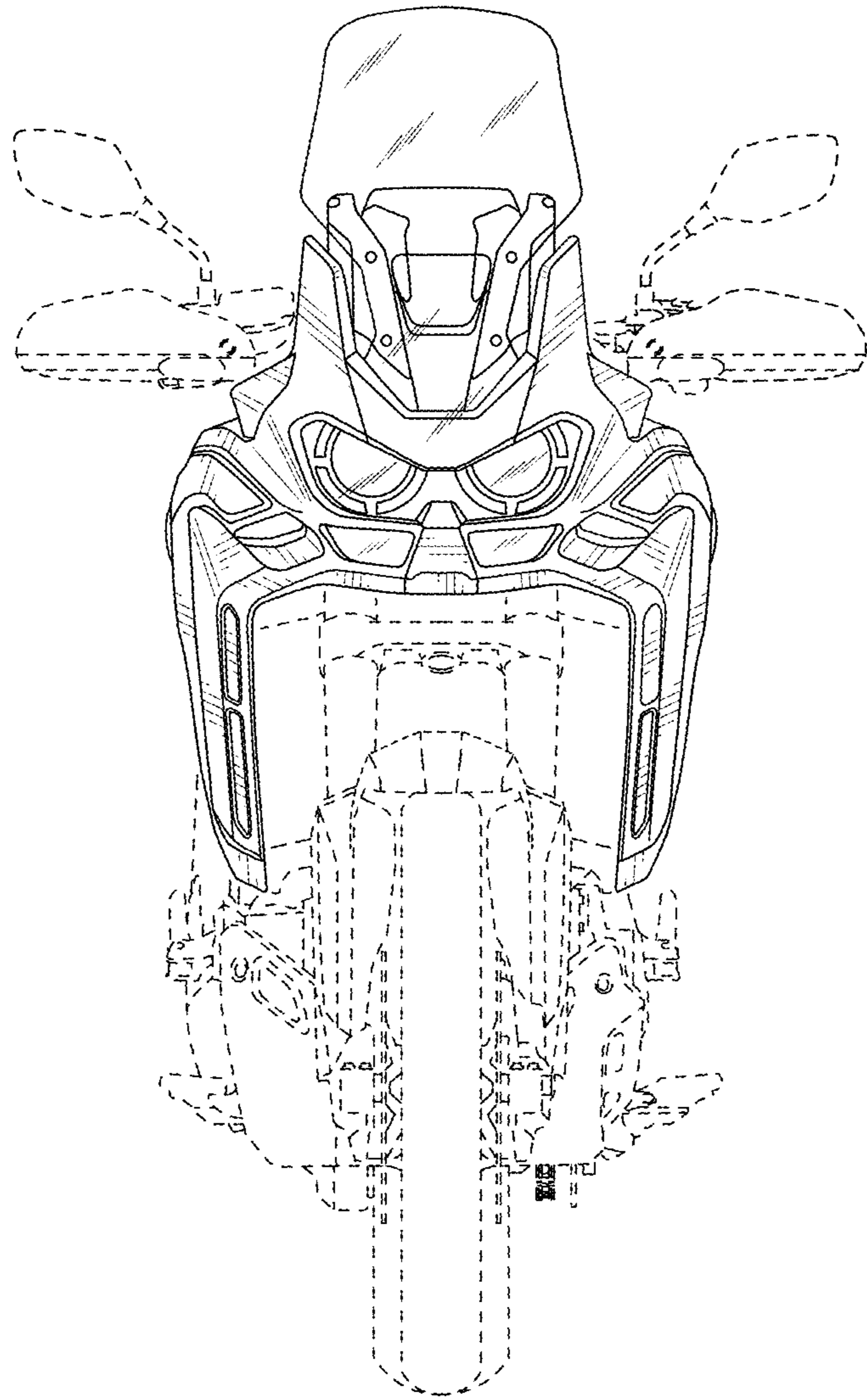


FIG.7

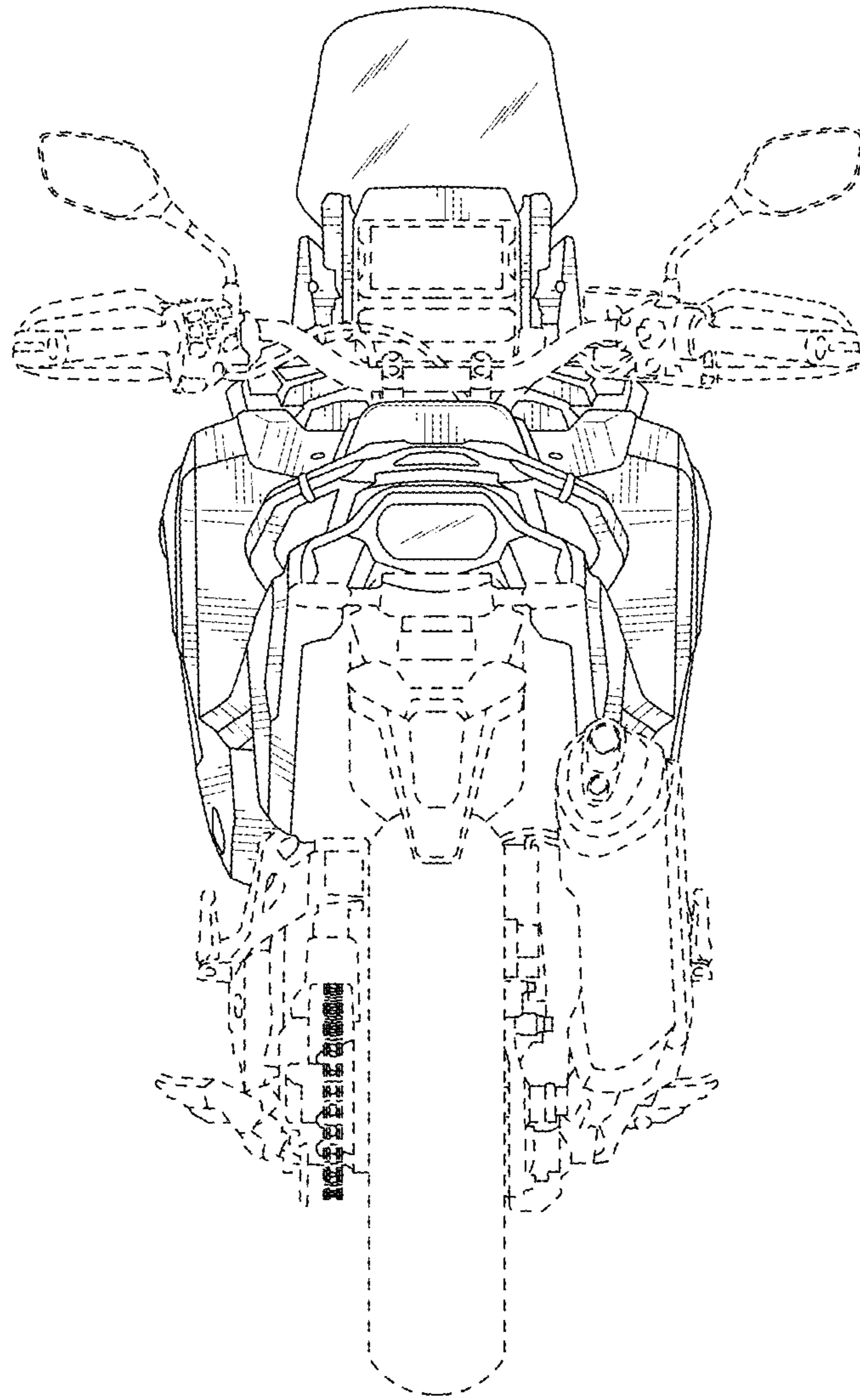


FIG.8

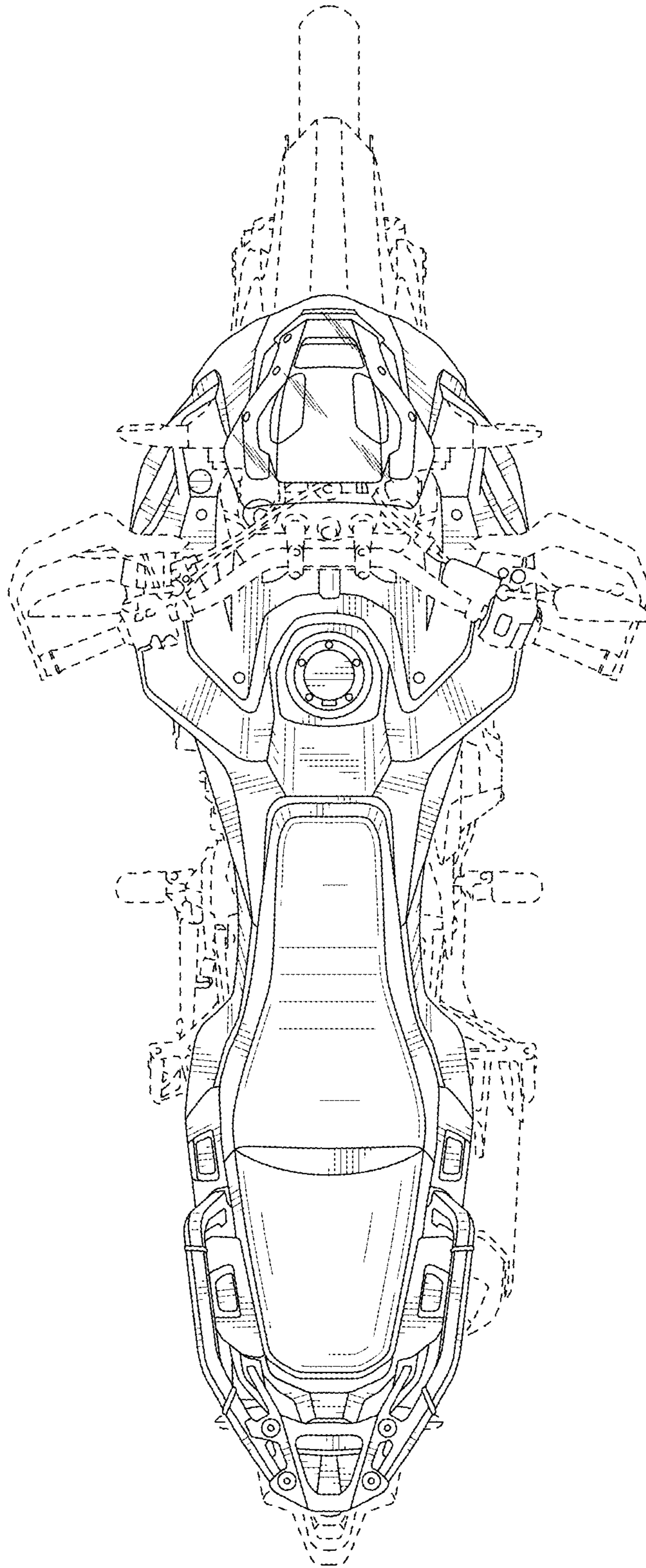


FIG. 9

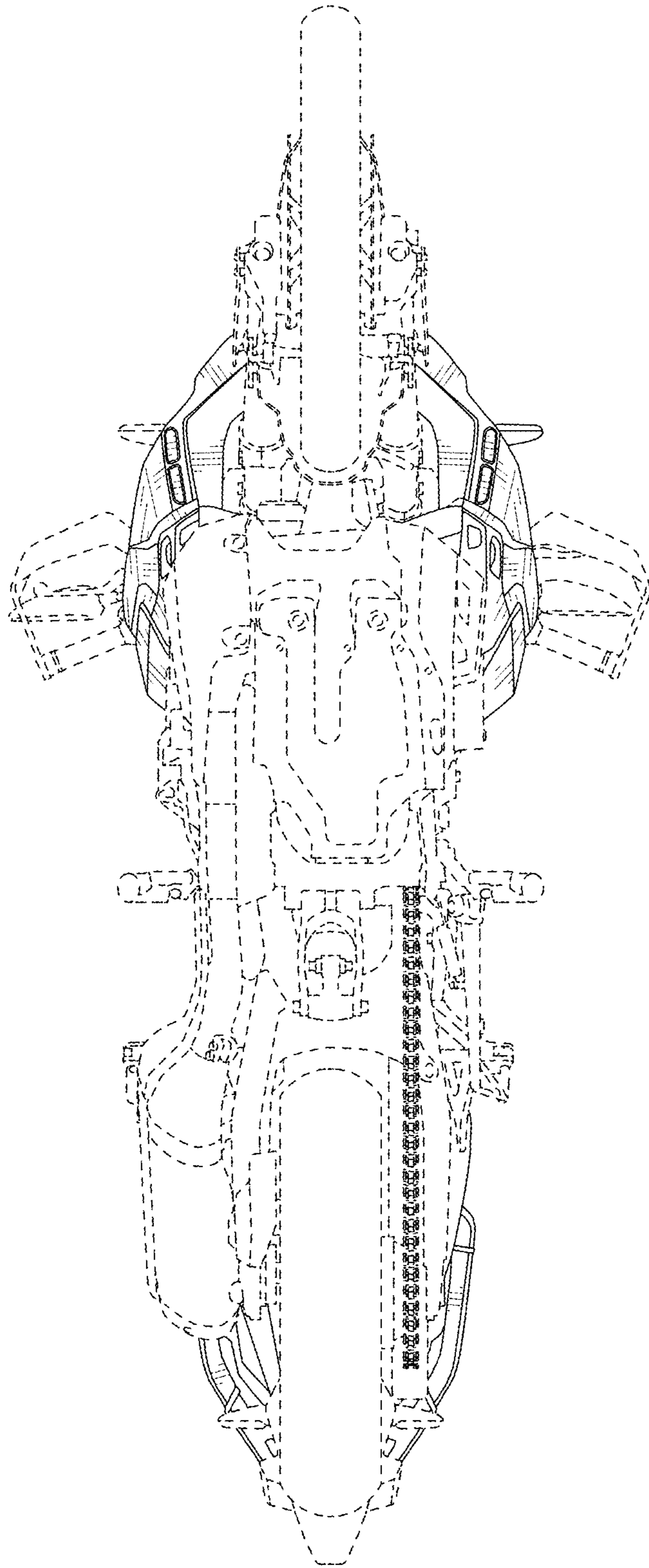


FIG.10