



US00D934717S

(12) **United States Design Patent** (10) **Patent No.:** **US D934,717 S**
Riviere (45) **Date of Patent:** **** Nov. 2, 2021**

(54) **NECKLACE**
(71) Applicant: **Harry Winston SA**, Plan-les-Ouates (CH)
(72) Inventor: **Dominique Riviere**, New York, NY (US)
(73) Assignee: **Harry Winston SA**, Plan-les-Ouates (CH)
(**) Term: **15 Years**
(21) Appl. No.: **29/729,382**
(22) Filed: **Mar. 26, 2020**

(30) **Foreign Application Priority Data**
Oct. 7, 2019 (WO) DM/204310
(51) **LOC (13) Cl.** **11-01**
(52) **U.S. Cl.**
USPC **D11/8**
(58) **Field of Classification Search**
USPC ... D11/1-3, 6-11, 16, 17, 18, 43, 79, 91, 92
CPC ... A44C 15/005; A44C 15/0055; A44C 17/02;
A44C 25/001
See application file for complete search history.

(56) **References Cited**
U.S. PATENT DOCUMENTS
D63,997 S * 2/1924 Davis D11/6
1,567,021 A * 12/1925 Detlefsen A44C 15/005
D11/8
D132,136 S * 4/1942 Bumiller D11/7

D729,107 S * 5/2015 Riviere D11/42
D780,039 S * 2/2017 Abdourahim D11/43
D808,846 S * 1/2018 Kwon D11/7
D886,657 S * 6/2020 Yatsugi-Kang D11/7

* cited by examiner
Primary Examiner — Llorellys Martinez
(74) *Attorney, Agent, or Firm* — Blank Rome LLP

(57) **CLAIM**
The ornamental design for a necklace, as shown and described.

DESCRIPTION
FIG. 1 is a front view of a necklace of the present design;
FIG. 2 is a rear view thereof;
FIG. 3 is a right side perspective view thereof;
FIG. 4 is a left side perspective view thereof;
FIG. 5 is a top perspective view thereof;
FIG. 6 is a bottom perspective view thereof;
FIG. 7 is a front right perspective view thereof; and,
FIG. 8 is a rear left perspective view thereof.

1 Claim, 8 Drawing Sheets





FIG. 1



FIG. 2

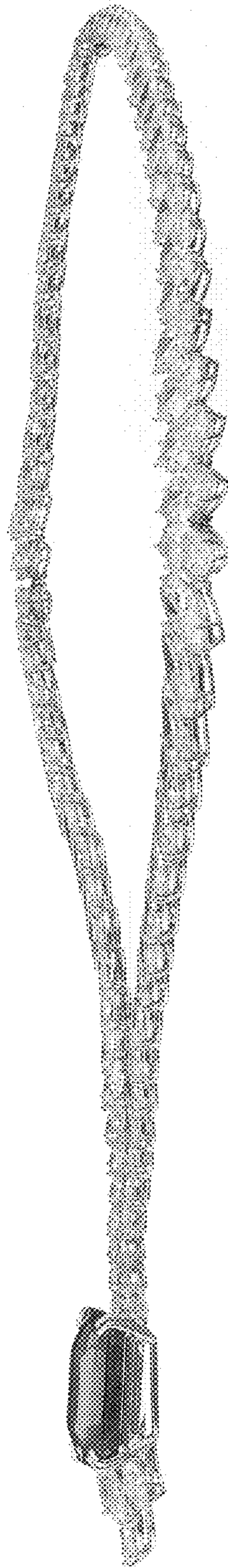


FIG. 3

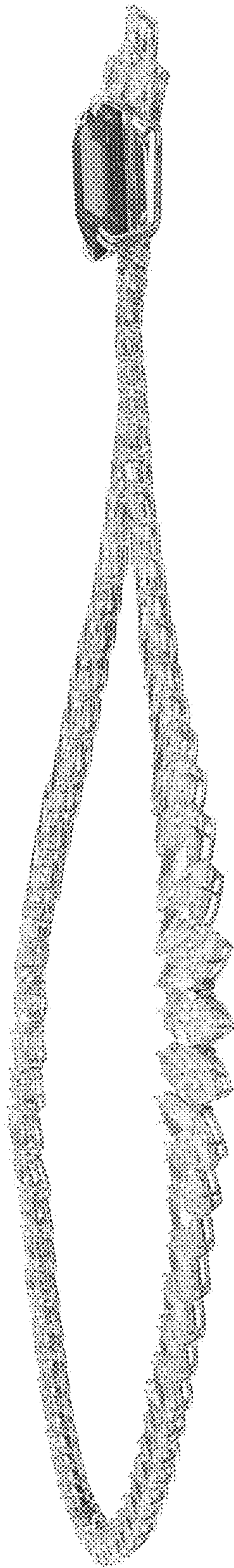


FIG. 4




FIG. 5




FIG. 6



FIG. 7



FIG. 8