



US00D934712S

(12) **United States Design Patent** (10) **Patent No.:** **US D934,712 S**
Garsaud (45) **Date of Patent:** **** Nov. 2, 2021**

(54) **WATCH DIAL**

(56) **References Cited**

(71) Applicant: **Harry Winston SA**, Plan-les-Ouates (CH)

U.S. PATENT DOCUMENTS

(72) Inventor: **Sandra Garsaud**, Ville-la-Grand (FR)

D82,784 S *	12/1930	Bichele	D11/51
D186,071 S *	9/1959	Golden	D19/64
D219,539 S *	12/1970	Artur	D26/73
D684,484 S *	6/2013	Chastaingt	D10/34
D754,019 S *	4/2016	Deleskiewicz	D10/126
D758,232 S *	6/2016	Rabassa	D10/126
D777,045 S *	1/2017	Abdourahim	D10/30
D798,759 S *	10/2017	Valzan	D10/126
D801,204 S *	10/2017	Blotacker	D10/126
D827,475 S *	9/2018	Blotacker	D10/126
D829,590 S *	10/2018	Blotacker	D10/126
D832,731 S *	11/2018	Rabassa	D10/126
D836,476 S *	12/2018	Dominguez	D10/126
D839,762 S *	2/2019	Blotacker	D10/126
D876,269 S *	2/2020	Kamilindi	D10/126
D876,270 S *	2/2020	Kamilindi	D10/126
D914,527 S *	3/2021	Lasserre	D10/126

(73) Assignee: **Harry Winston SA**, Plan-les-Ouates (CH)

(**) Term: **15 Years**

(21) Appl. No.: **29/730,631**

(22) Filed: **Apr. 7, 2020**

(30) **Foreign Application Priority Data**

Oct. 8, 2019 (WO) WIPO88246

(51) **LOC (13) Cl.** **10-07**

(52) **U.S. Cl.**
USPC **D10/126**

(58) **Field of Classification Search**
USPC D10/6, 8, 30-39, 122-126, 127
CPC G04B 19/00; G04B 19/04; G04B 19/042;
G04B 19/046; G04B 19/048; G04B
19/06; G04B 19/065; G04B 19/08; G04B
19/082; G04B 19/085; G04B 19/087;
G04B 19/10; G04B 19/103; G04B
19/106; G04B 19/12; G04B 19/18; G04B
19/22; G04B 19/26; G04B 19/262; G04B
19/264; G04B 19/266; G04B 19/268;
G04B 45/0061; G04C 17/00; G04C
19/00; G04C 19/02; G04C 19/04; G04G
17/00; G04G 9/00; G07C 1/28; G09B
19/12

See application file for complete search history.

* cited by examiner

Primary Examiner — Katherine Glennon
(74) *Attorney, Agent, or Firm* — Blank Rome LLP


(57) **CLAIM**

The ornamental design for a watch dial, as shown and described.

DESCRIPTION

FIG. 1 is a front view of a watch dial of the present design;
FIG. 2 is a rear view thereof;
FIG. 3 is a right side view thereof;
FIG. 4 is a left side view thereof;
FIG. 5 is a bottom view thereof;
FIG. 6 is a top view thereof; and
FIG. 7 is a front bottom perspective view thereof; and,
FIG. 8 is a rear bottom perspective view thereof.

1 Claim, 8 Drawing Sheets






FIG. 1

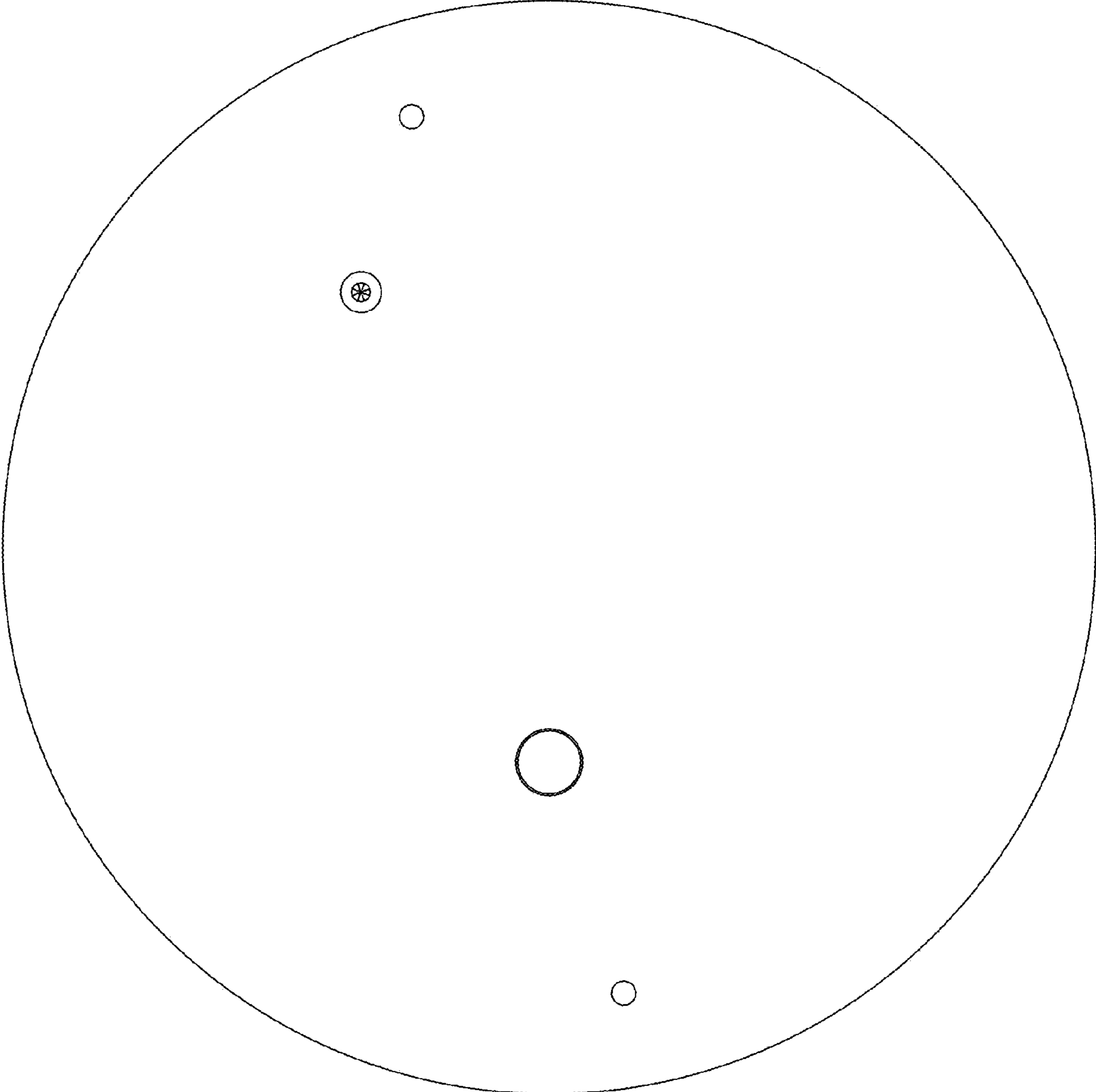


FIG. 2

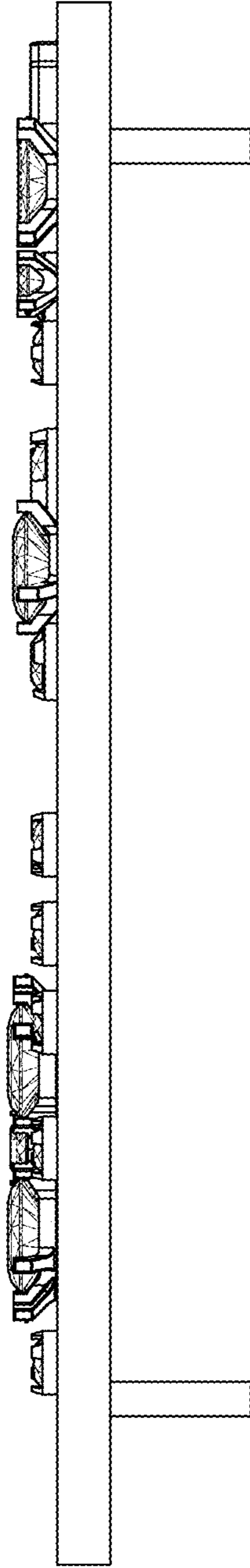


FIG. 3

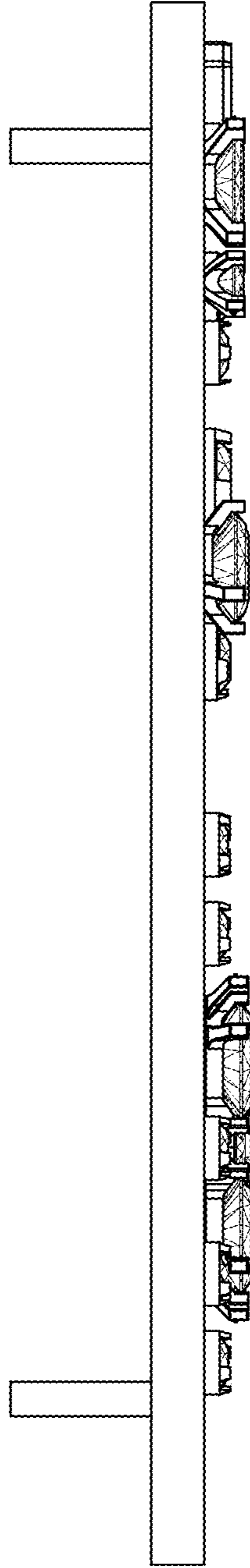


FIG. 4

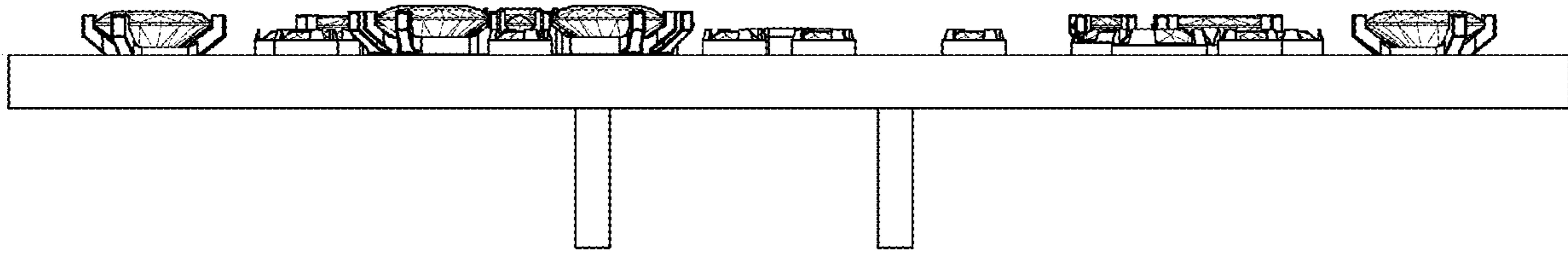


FIG. 5

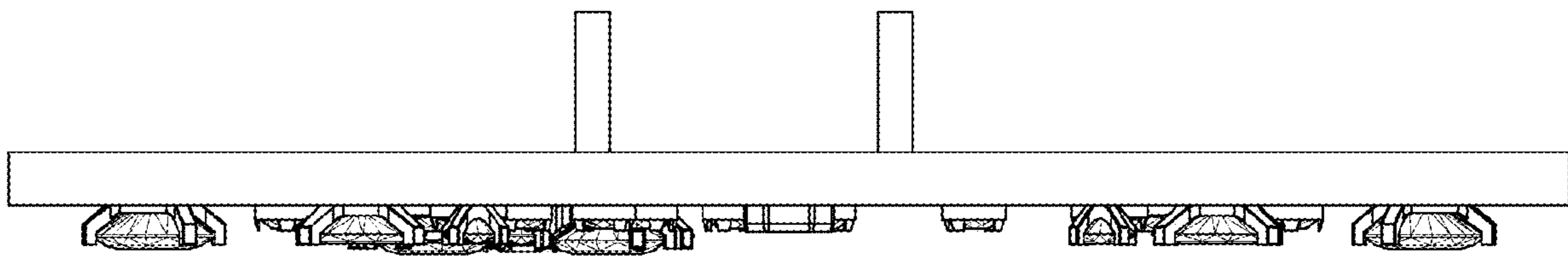


FIG. 6

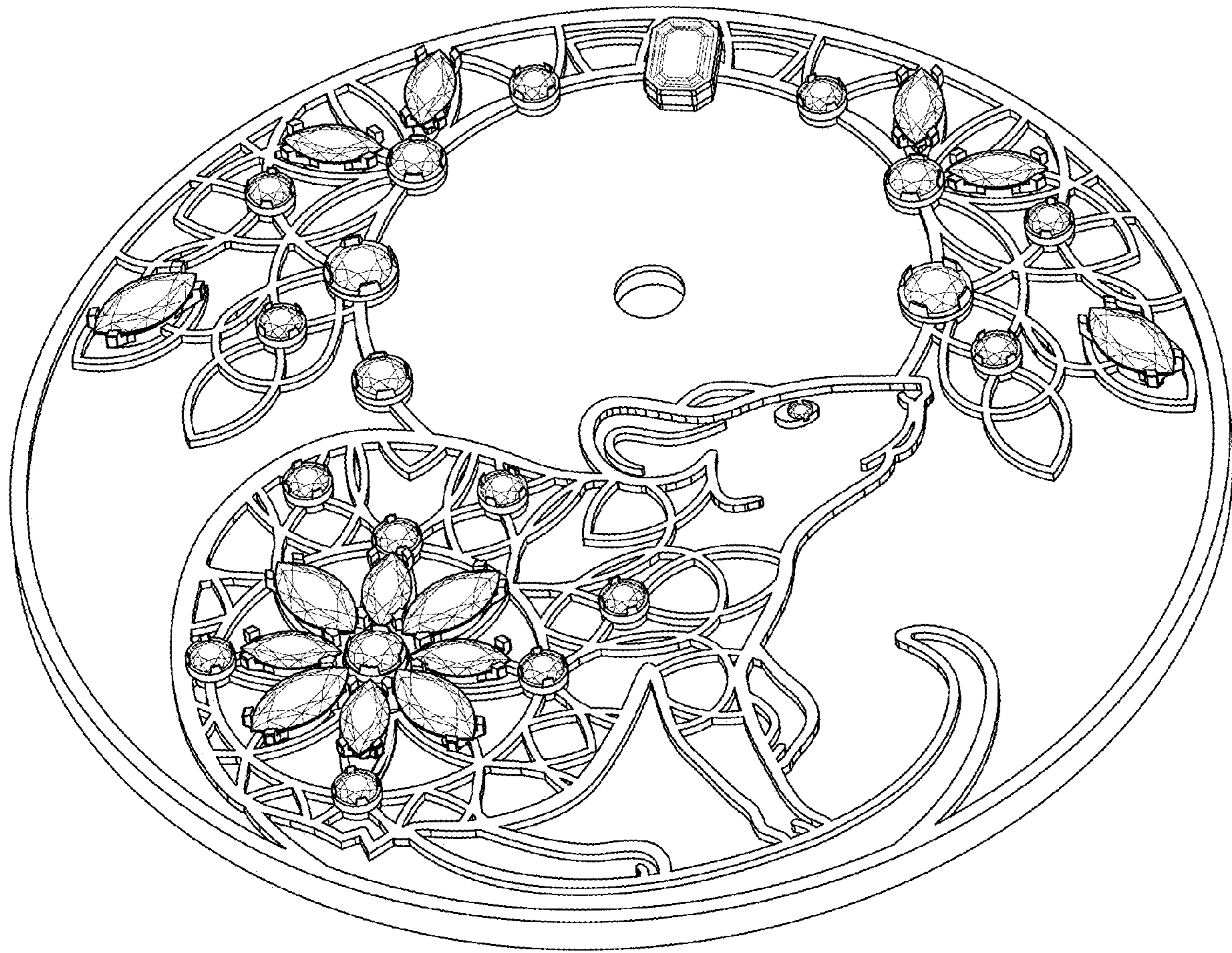


FIG. 7

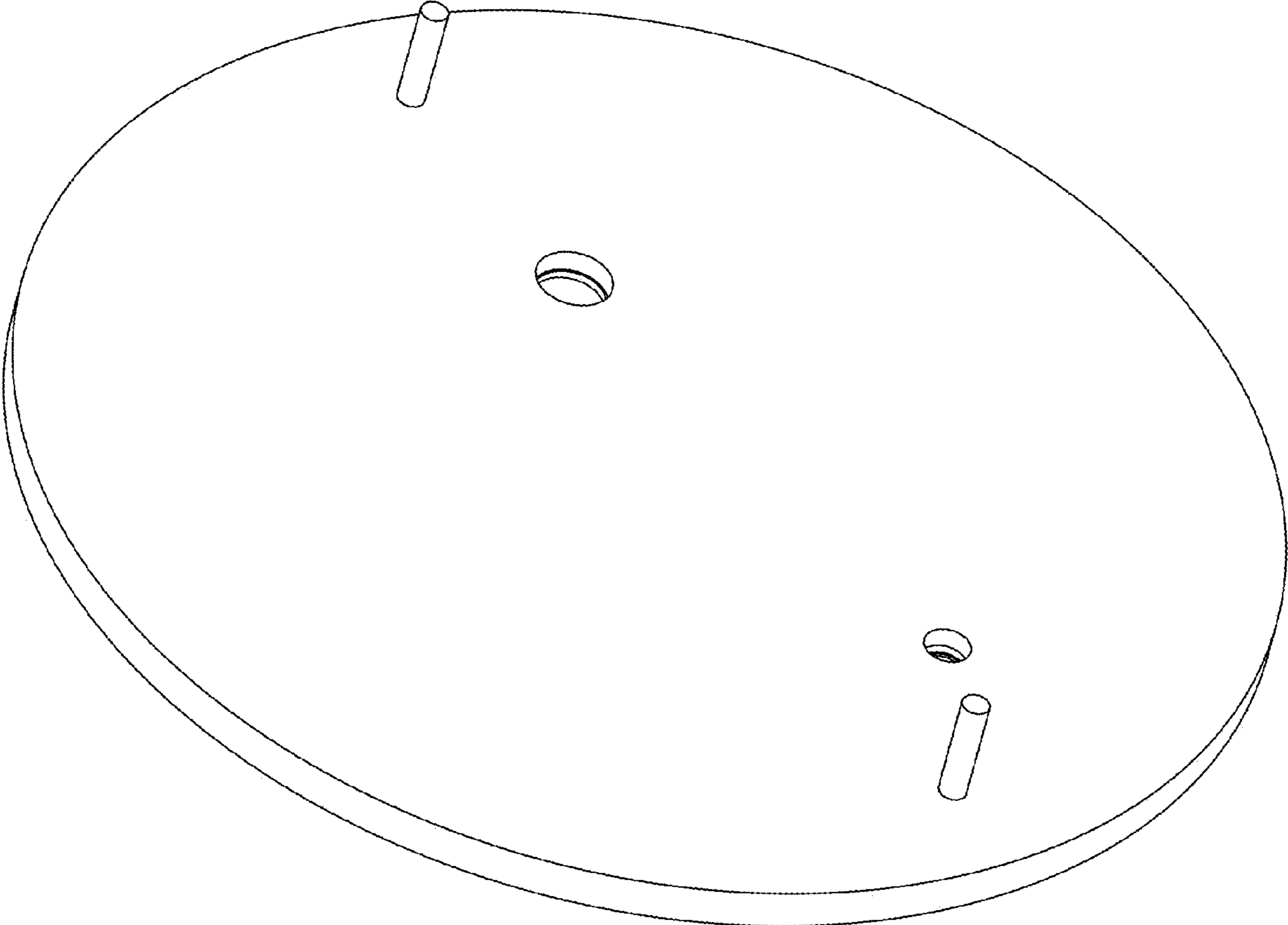


FIG. 8