



US00D934711S

(12) **United States Design Patent**  
**Pan**

(10) **Patent No.:** **US D934,711 S**

(45) **Date of Patent:** **\*\* Nov. 2, 2021**

(54) **LIGHT BAR FOR A VEHICLE**

(71) Applicant: **Juluen Enterprise Co. Ltd.**, New Taipei (TW)

(72) Inventor: **Pei-Chun Pan**, New Taipei (TW)

(73) Assignee: **JULUEN ENTERPRISE CO., LTD.**, New Taipei (TW)

(\*\*) Term: **15 Years**

(21) Appl. No.: **29/721,346**

(22) Filed: **Jan. 20, 2020**

(30) **Foreign Application Priority Data**

Oct. 9, 2019 (TW) ..... 108306377

(51) **LOC (13) Cl.** ..... **10-05**

(52) **U.S. Cl.**  
USPC ..... **D10/114.4**

(58) **Field of Classification Search**  
USPC ..... D26/28-36, 139; D10/114.1  
CPC ..... F21S 48/00; F21S 48/10; F21S 48/115;  
F21S 48/225; F21S 48/1233; F21S  
48/1266; F21S 48/1388; F21S 48/2268;  
F21V 21/04; F21V 29/004; B60Q 9/13;  
B60Q 9/135; B60Q 9/1375

See application file for complete search history.

(56) **References Cited**

U.S. PATENT DOCUMENTS

D345,316 S *	3/1994	Green	.....	D10/114.4
D410,402 S *	6/1999	Stein	.....	D10/114.4
D419,249 S *	1/2000	Ford	.....	D10/114.1
D469,711 S *	2/2003	Neufeglise	.....	D10/114.4

\* cited by examiner

*Primary Examiner* — Marcus A Jackson

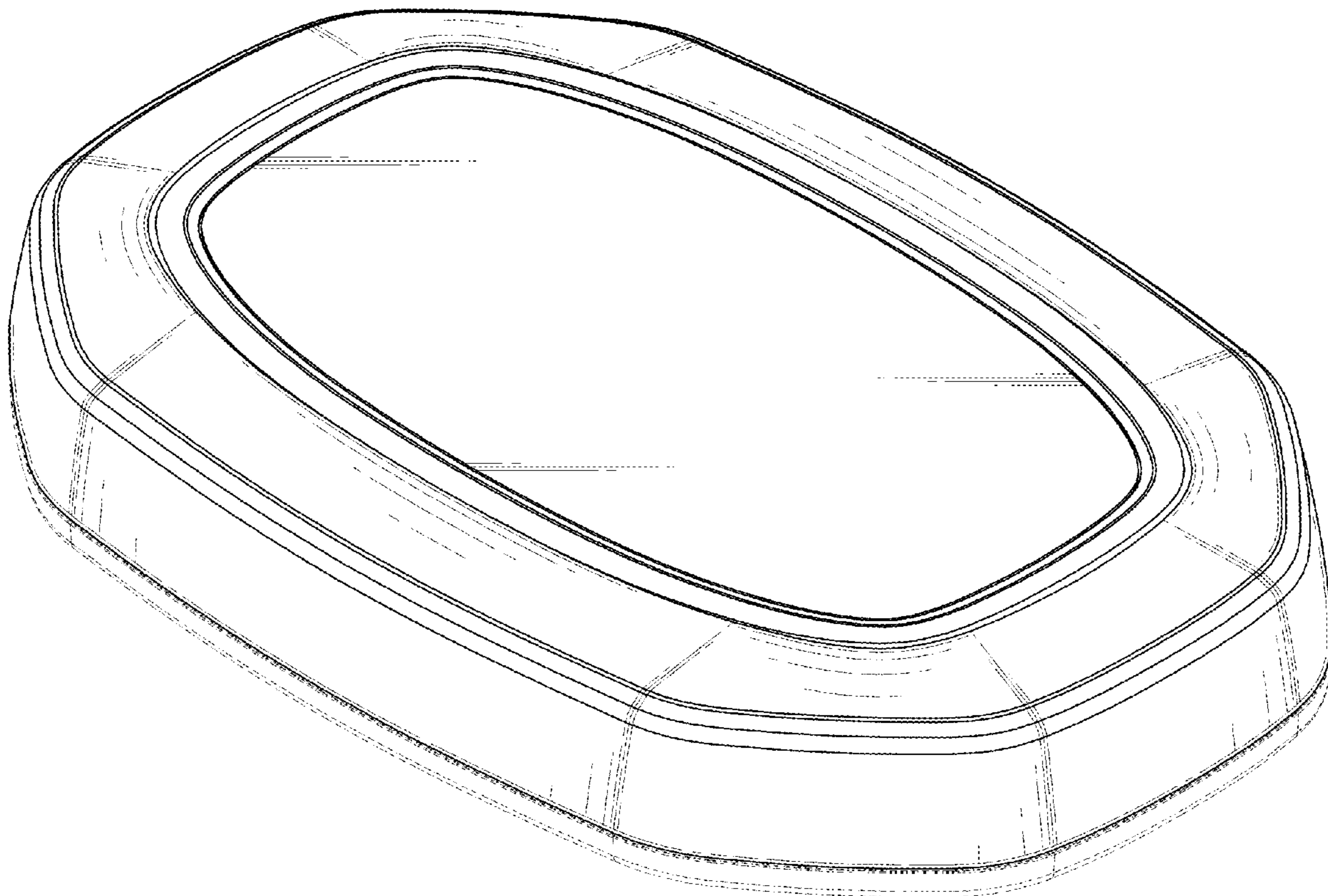
(57) **CLAIM**

The ornamental design for a lightbar for a vehicle, as shown and described.

**DESCRIPTION**

FIG. 1 is a perspective view of a lightbar for a vehicle showing my new design;  
FIG. 2 is a front view thereof, the bottom view being mirror symmetrical;  
FIG. 3 is a left view thereof, the right view being mirror symmetrical; and,  
FIG. 4 is a top view thereof.  
The rear view of the lightbar for a vehicle is unornamented. The broken lines depict portions of the lightbar for a vehicle that form no part of the claimed design.

**1 Claim, 4 Drawing Sheets**



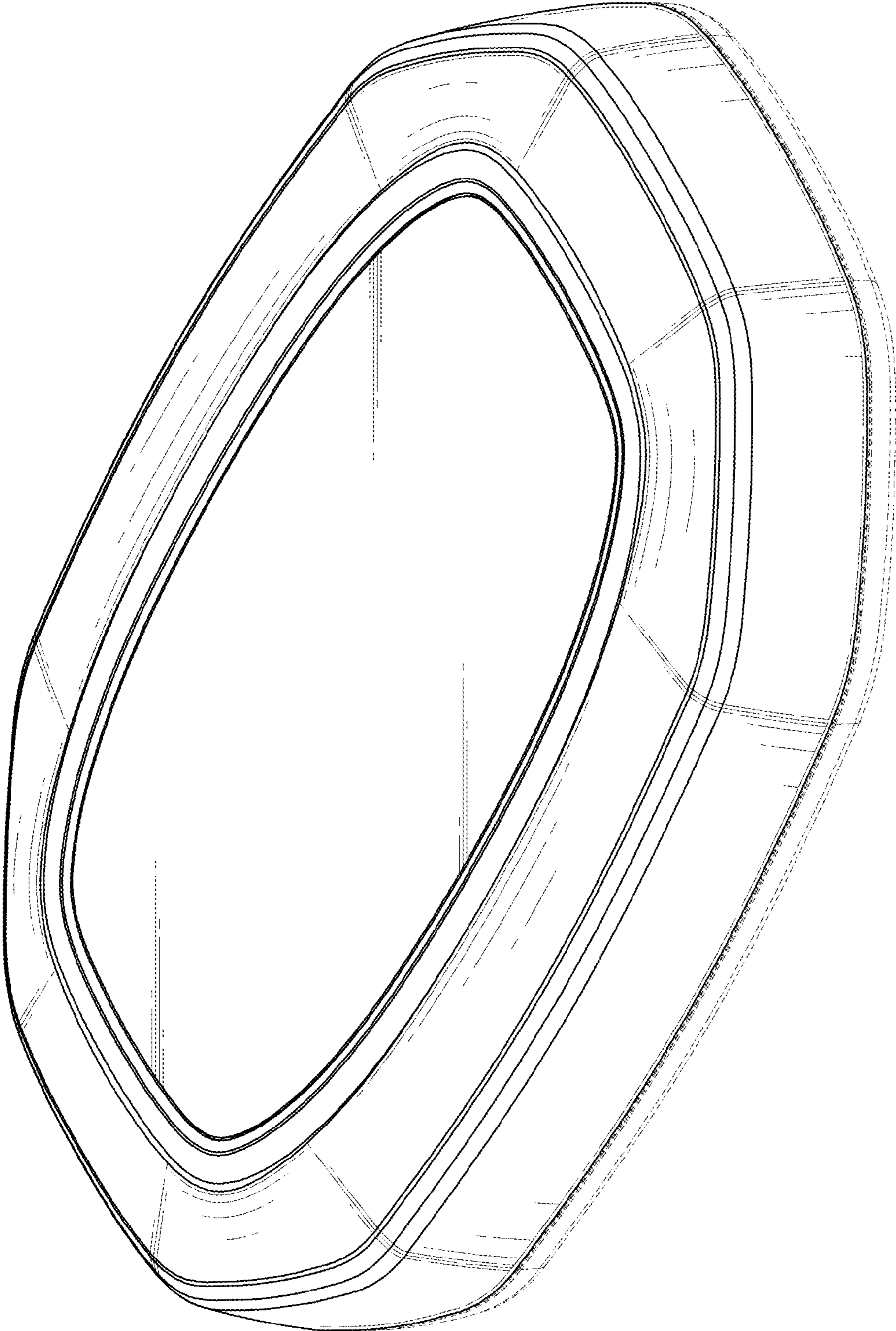


FIG. 1




FIG. 2




FIG. 3

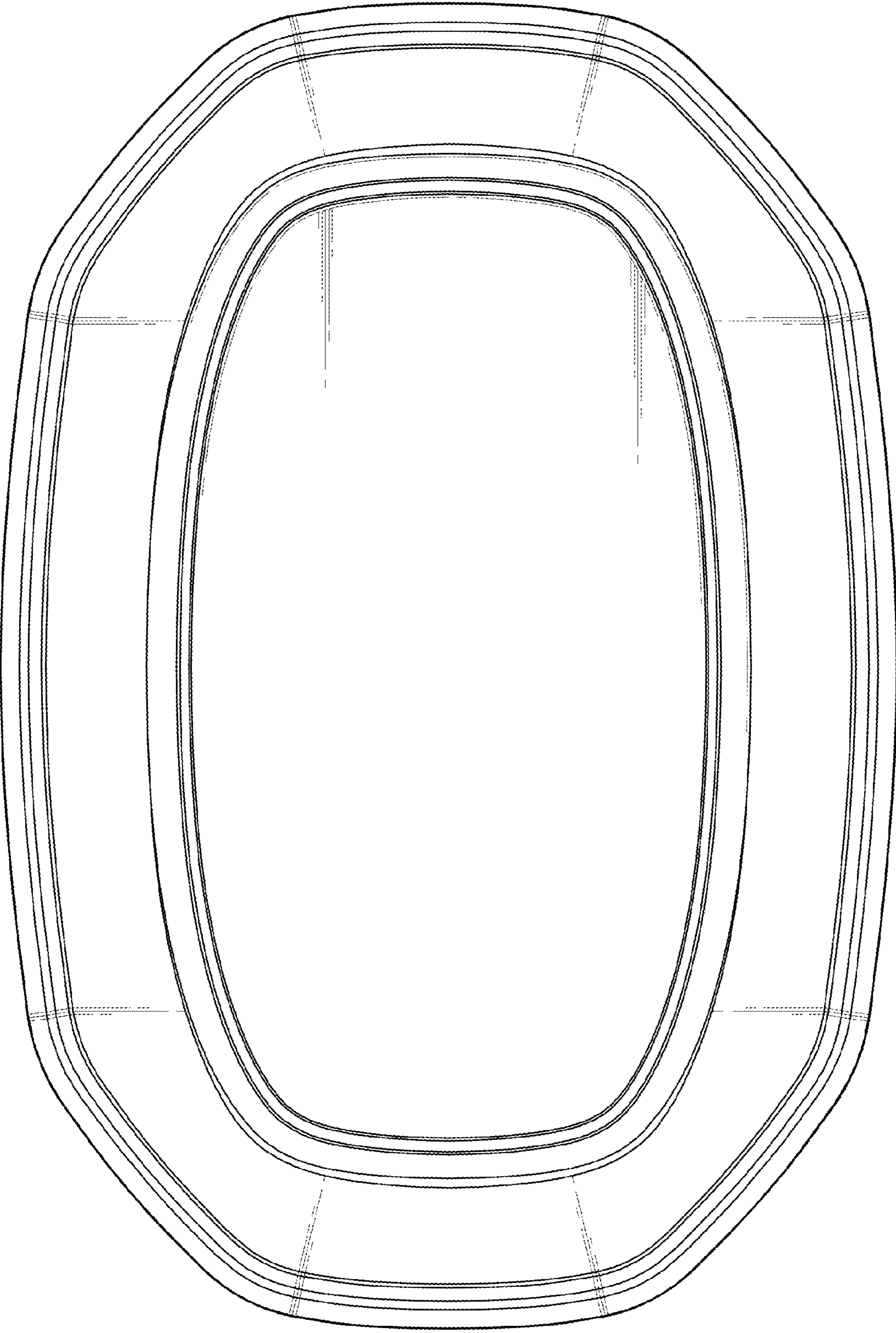


FIG. 4