



US00D934702S

(12) **United States Design Patent** (10) **Patent No.:** **US D934,702 S**  
**Goers et al.** (45) **Date of Patent:** **\*\* Nov. 2, 2021**

(54) **TIMER**

FOREIGN PATENT DOCUMENTS

(71) Applicants: **Aaron Goers**, Castle Rock, CO (US);  
**John Lawrence Goers**, Centennial, CO (US)

CN 207587017 7/2018

(72) Inventors: **Aaron Goers**, Castle Rock, CO (US);  
**John Lawrence Goers**, Centennial, CO (US)

OTHER PUBLICATIONS  
Speed Stacks Inc, G5 Stackmat, YouTube.com, Feb. 28, 2021.  
Retrieved from the internet on Jun. 15, 2021 <URL: https://youtu.be/1qq7wUyZZNA> (Year: 2021).\*

(73) Assignee: **SPEED STACKS, INC.**, Englewood, CO (US)

(Continued)

(\*\*) Term: **15 Years**

*Primary Examiner* — George D. Kirschbaum  
*Assistant Examiner* — Joseph J Kukella  
(74) *Attorney, Agent, or Firm* — Sheridan Ross P.C.

(21) Appl. No.: **29/713,059**

(57) **CLAIM**

(22) Filed: **Nov. 13, 2019**

The ornamental design of a timer, as shown and described.

(51) **LOC (13) Cl.** ..... **10-03**

**DESCRIPTION**

(52) **U.S. Cl.**  
USPC ..... **D10/40**

(58) **Field of Classification Search**  
USPC .. D10/1, 2, 21-29, 40, 41, 46.1, 83, 85, 87;  
D21/531

CPC .... G04B 19/20; G04B 19/202; G04B 19/205;  
G04B 19/28; G04B 19/283; G04B 19/286; G04C 17/00-02; G04G 17/00;  
G04G 17/08; G04G 17/086

See application file for complete search history.

FIG. 1 is a top perspective of the timer;  
FIG. 2 is a bottom perspective view thereof;  
FIG. 3 is a top plan view thereof;  
FIG. 4 is a bottom plan view thereof;  
FIG. 5 is a front elevation view thereof;  
FIG. 6 is a rear elevation view thereof;  
FIG. 7 is a right elevation view thereof;  
FIG. 8 is a left elevation view thereof;  
FIG. 9 is a top perspective of a timer according to another embodiment;  
FIG. 10 is a bottom perspective view of the timer of FIG. 9;  
FIG. 11 is a top plan view of the timer of FIG. 9;  
FIG. 12 is a bottom plan view of the timer of FIG. 9;  
FIG. 13 is a front elevation view of the timer of FIG. 9;  
FIG. 14 is a rear elevation view of the timer of FIG. 9;  
FIG. 15 is a right elevation view of the timer of FIG. 9; and,  
FIG. 16 is a left elevation view of the timer of FIG. 9.  
In the drawings, the broken lines depict portions of the timer that form no part of the claimed design.

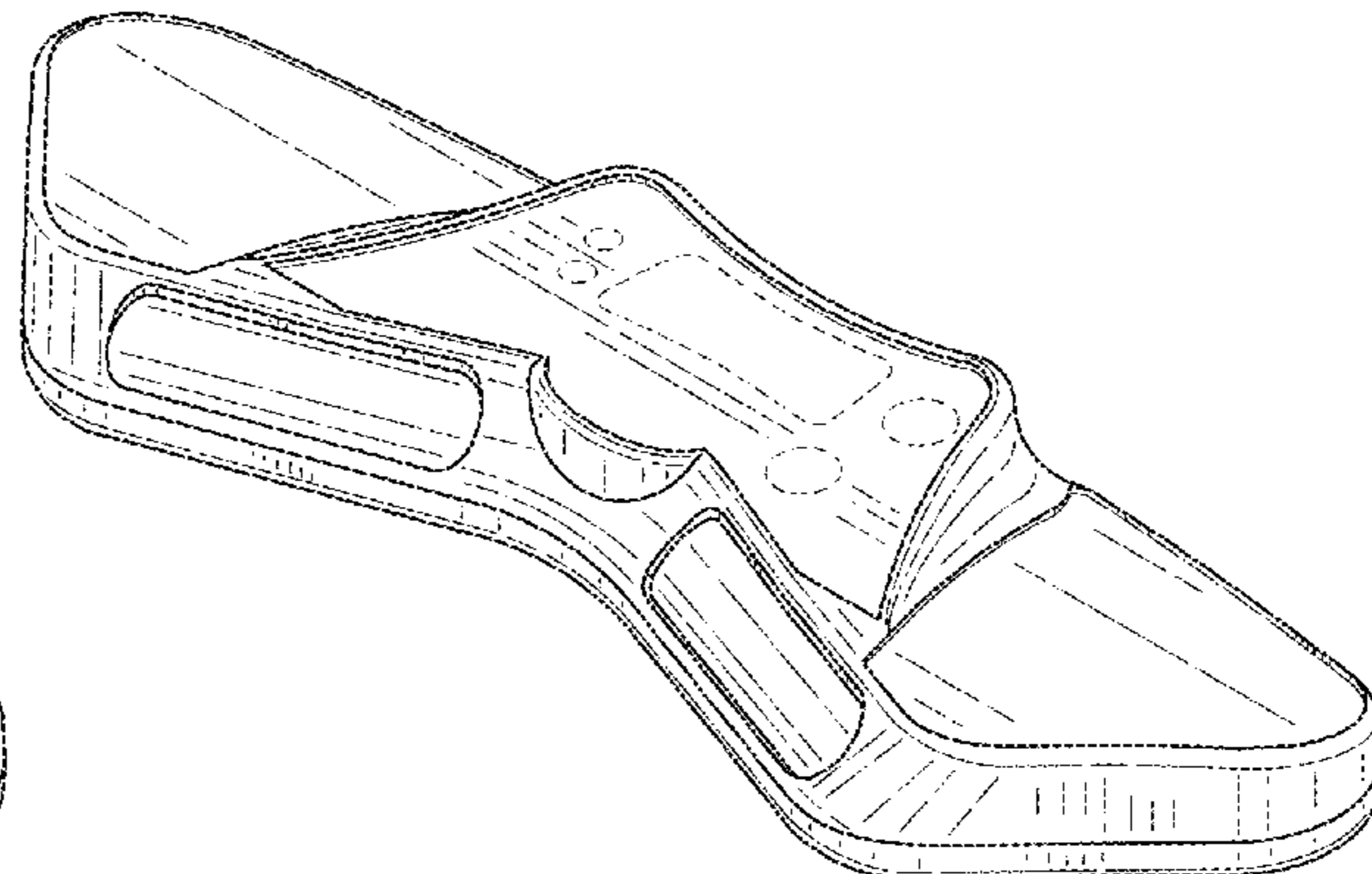
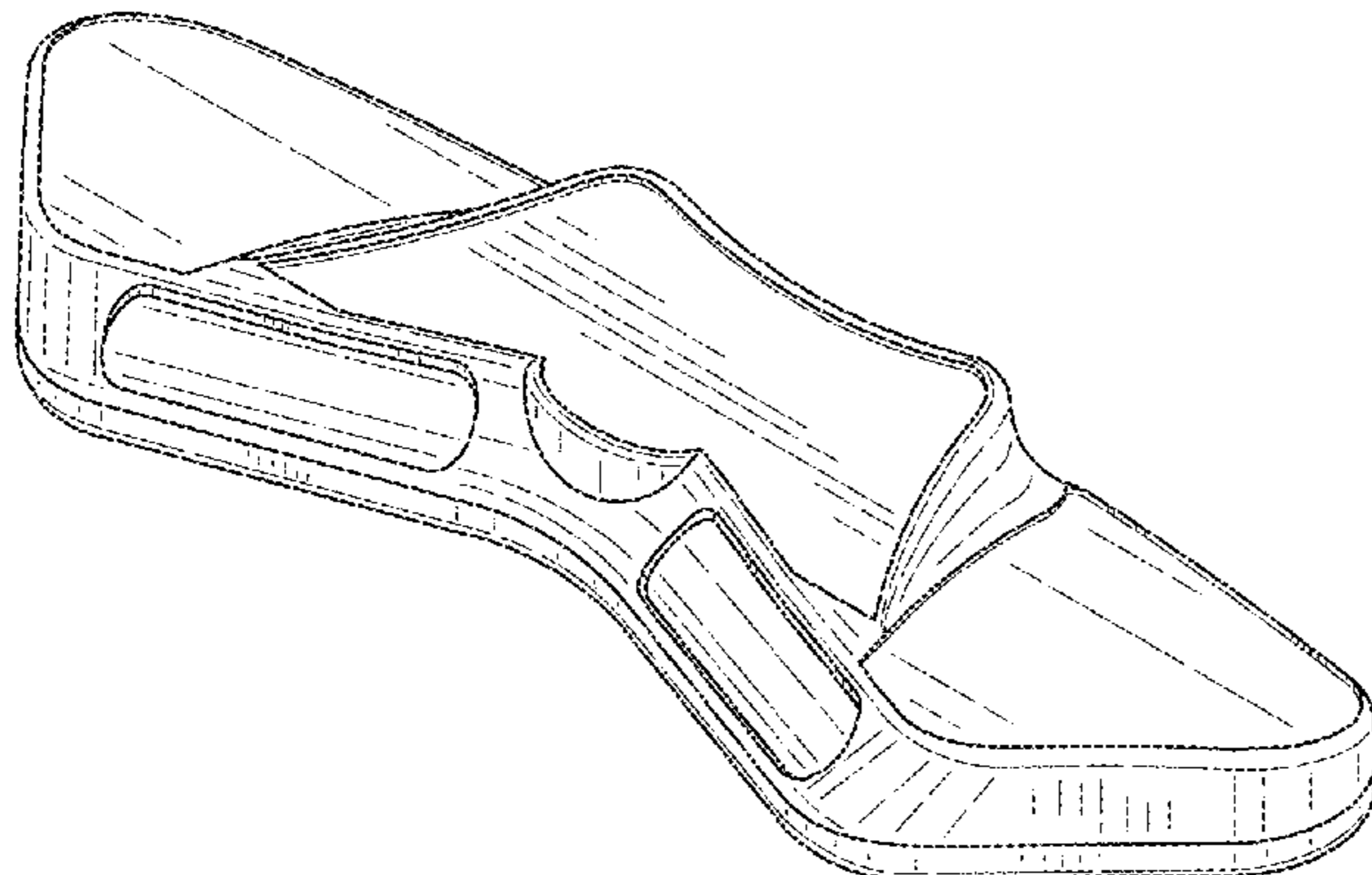
(56) **References Cited**

U.S. PATENT DOCUMENTS

3,649,010 A 3/1972 Jeffrey et al.  
3,878,675 A 4/1975 Prociuk  
4,220,330 A 9/1980 Montgomery  
4,392,176 A 7/1983 Kneip et al.  
4,398,834 A 8/1983 Wakai  
4,518,266 A 5/1985 Dawley  
4,586,709 A 5/1986 Godinet  
4,700,369 A 10/1987 Siegal et al.

(Continued)

**1 Claim, 14 Drawing Sheets**



(56)

**References Cited**

U.S. PATENT DOCUMENTS

4,703,930	A	11/1987	Gilbert	
4,818,234	A	4/1989	Redington et al.	
5,019,950	A	5/1991	Johnson	
5,057,965	A	10/1991	Wilson	
D359,004	S *	6/1995	Barrett .....	D10/46.1
5,652,975	A	8/1997	Hoskin	
5,838,638	A	11/1998	Tipton et al.	
5,844,861	A	12/1998	Maurer	
5,933,102	A	8/1999	Miller et al.	
6,181,647	B1	1/2001	Tipton et al.	
6,229,764	B1	5/2001	Tongue	
D460,004	S *	7/2002	van Dullemen .....	D10/40
D472,162	S *	3/2003	Dullemen .....	D10/40
6,940,783	B2	9/2005	Fox et al.	
7,042,806	B2	5/2006	Fox et al.	
7,145,551	B1	12/2006	Bathiche et al.	
D580,797	S *	11/2008	Campbell .....	D10/40
D772,733	S *	11/2016	Stueckemann .....	D10/40
D874,949	S *	2/2020	Kim .....	D10/46.1

OTHER PUBLICATIONS

Extended European Search Report for European Patent Application No. 19210517.9, dated Jun. 16, 2020, 7 pages.  
 Official Action (no English translation available) for Korean Patent Application No. 30-2020-0002204, dated Sep. 21, 2020, 3 pages.  
 Notice of Allowance for U.S. Appl. No. 16/682,393, dated May 7, 2020, 5 pages.  
 Notice of Allowance for U.S. Appl. No. 16/682,393, dated Jun. 24, 2020, 2 pages.  
 Notice of Allowance for U.S. Appl. No. 16/684,377, dated Jun. 25, 2020, 2 pages.

Notice of Allowance (with English translation) for Chinese Patent Application No. 201930688373.6, dated Apr. 3, 2020, 4 pages.  
 Official Action for U.S. Appl. No. 16/682,393, dated Jan. 29, 2020, 9 pages.  
 Official Action for U.S. Appl. No. 16/684,377, dated Jan. 29, 2020, 9 pages.  
 Notice of Allowance for U.S. Appl. No. 16/684,377, dated Mar. 27, 2020, 13 pages.  
 Official Action (no English translation available) for Korea Patent Application No. 10-2019-0159123, dated Feb. 22, 2021, 6 pages.  
 Notice of Allowance (with English translation) for Korea Patent Application No. 30-2020-0002204, dated Jan. 20, 2021, 3 pages.  
 U.S. Appl. No. 16/682,393, filed Nov. 13, 2019, Goers et al.  
 U.S. Appl. No. 16/684,377, filed Nov. 14, 2019, Goers et al.  
 Notice of Allowance for Canadian Patent Application No. 2489442, dated Apr. 1, 2011, 2 pages.  
 International Search Report for International (PCT) Patent Application No. PCT/US2003/017673, dated Aug. 6, 2004, 2 pages.  
 Notice of Allowance for European Patent Application No. 03734409.0, dated Aug. 28, 2008, 1 page.  
 International Search Report for International (PCT) Patent Application No. PCT/US2005/047110, dated Mar. 31, 2006, 1 page.  
 Official Action for U.S. Appl. No. 10/172,652, dated Mar. 12, 2004, 9 pages.  
 Official Action for U.S. Appl. No. 10/172,652, dated Aug. 11, 2004, 8 pages.  
 Notice of Allowance for U.S. Appl. No. 10/172,652, dated Feb. 11, 2005, 4 pages.  
 Official Action for U.S. Appl. No. 11/026,626, dated Mar. 28, 2005, 5 pages.  
 Official Action for U.S. Appl. No. 11/026,626, dated Sep. 9, 2005, 7 pages.  
 Notice of Allowance for U.S. Appl. No. 11/026,626, dated Dec. 19, 2005, 6 pages.

\* cited by examiner

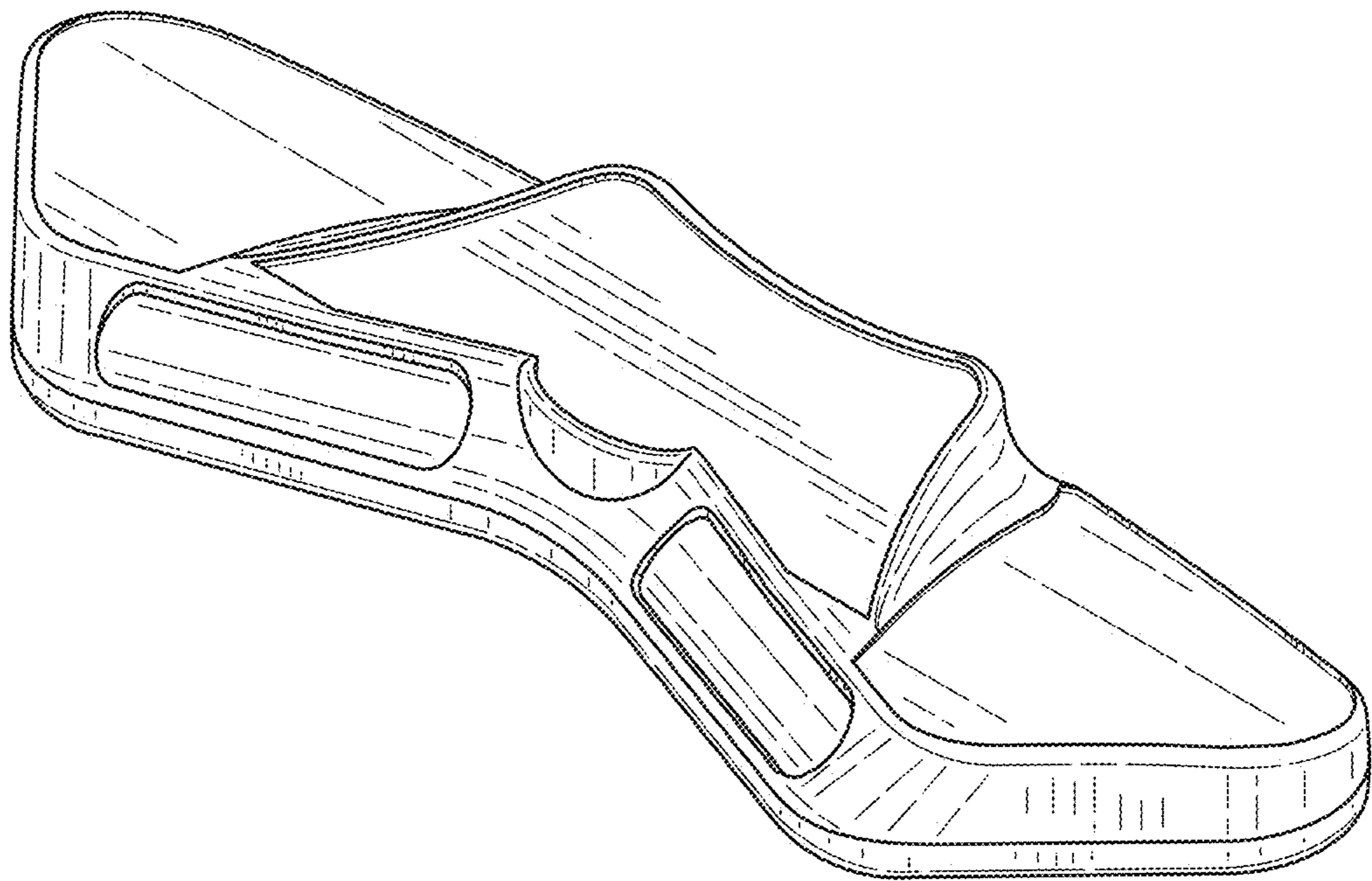


FIG.1



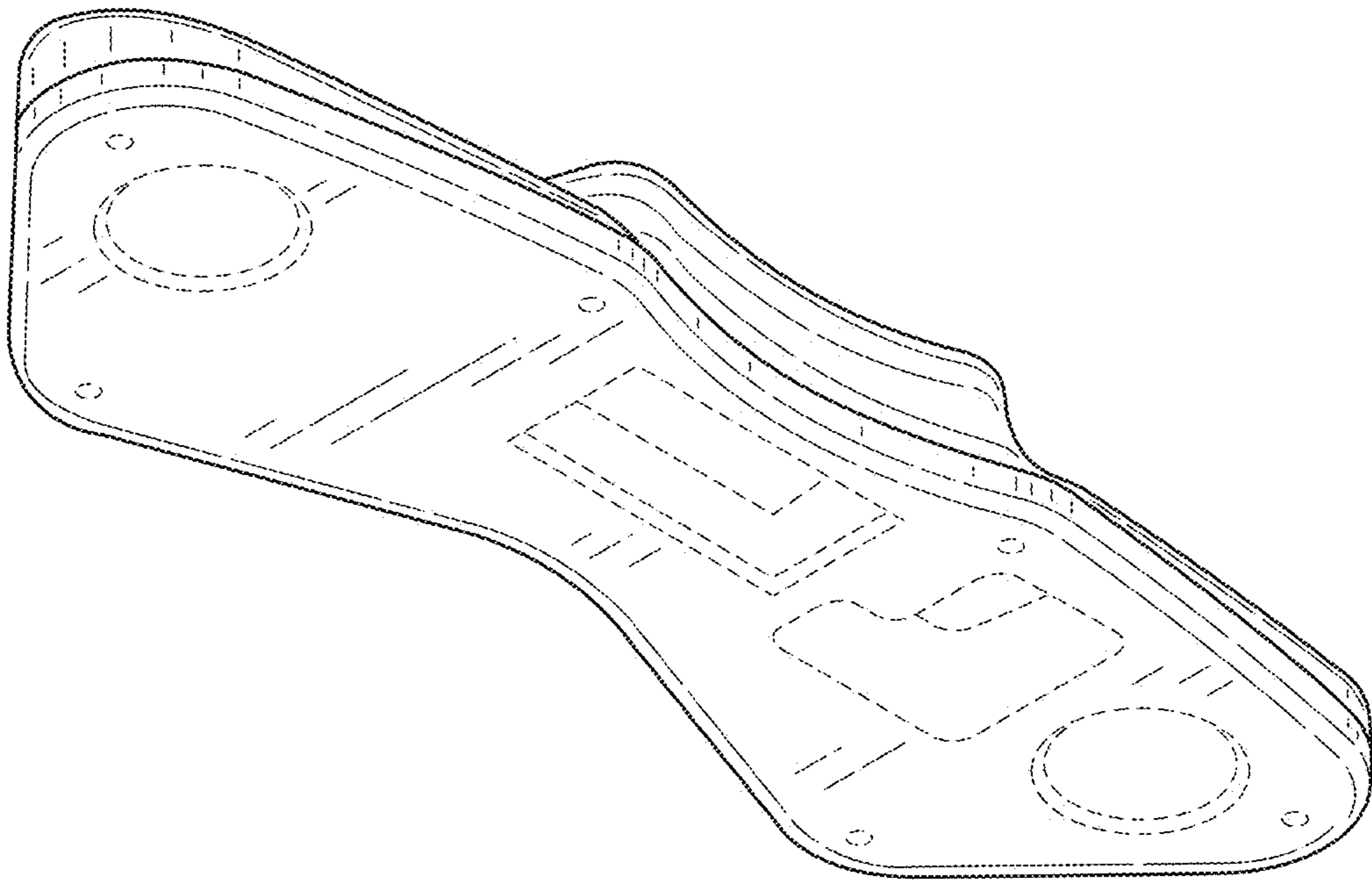


FIG.2

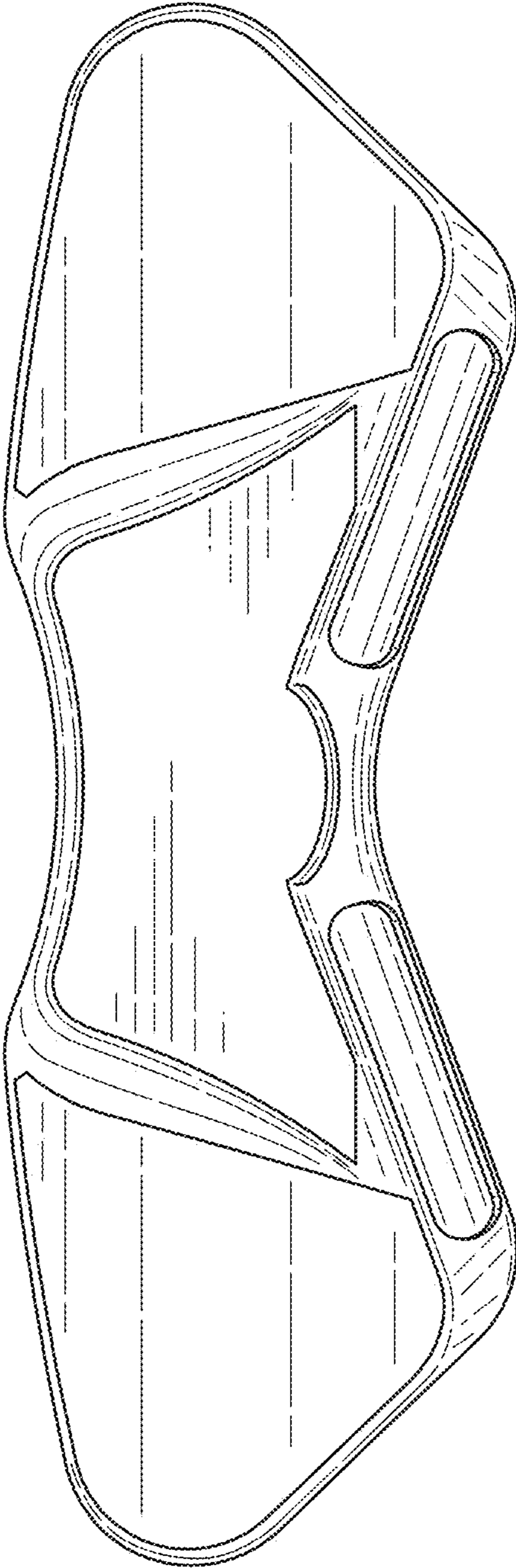


FIG.3

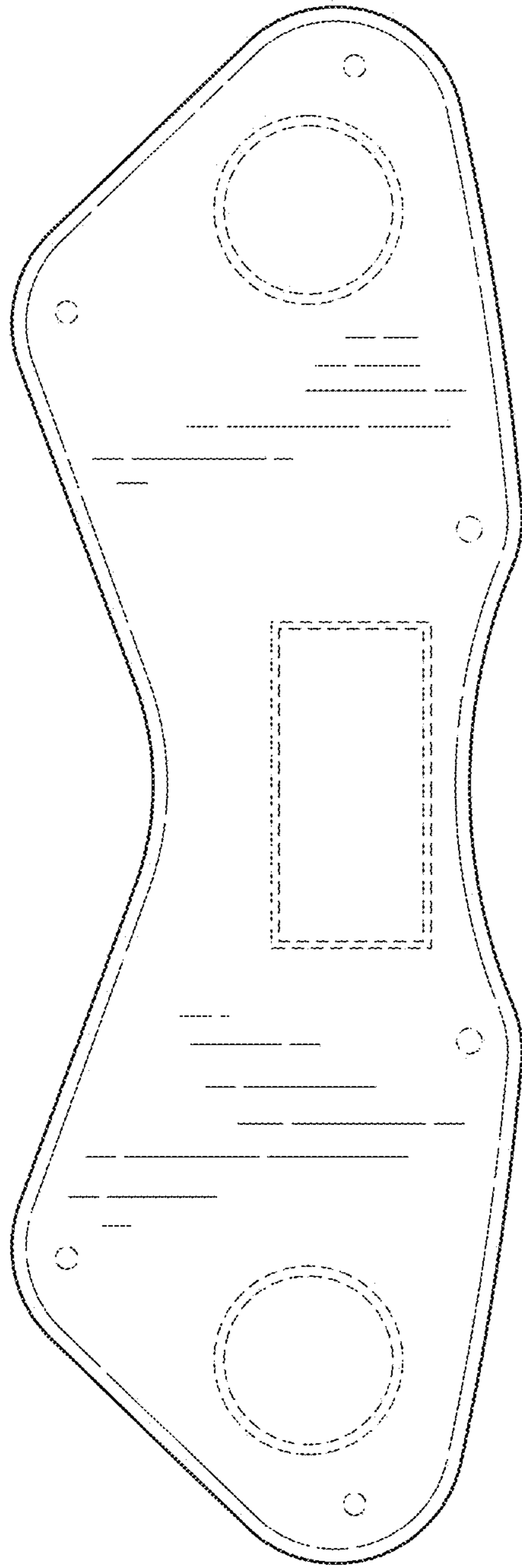


FIG.4

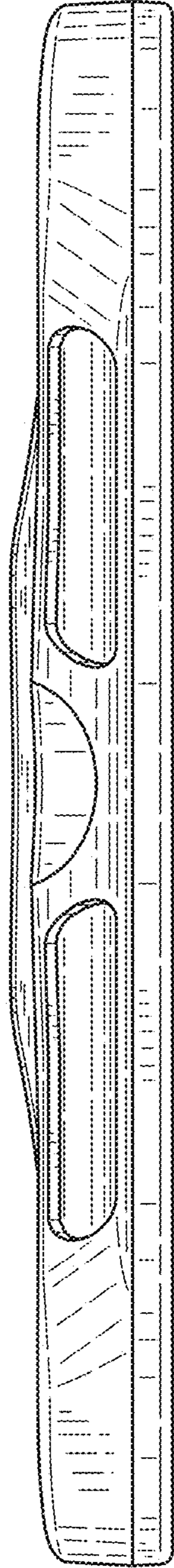


FIG.5




FIG.6



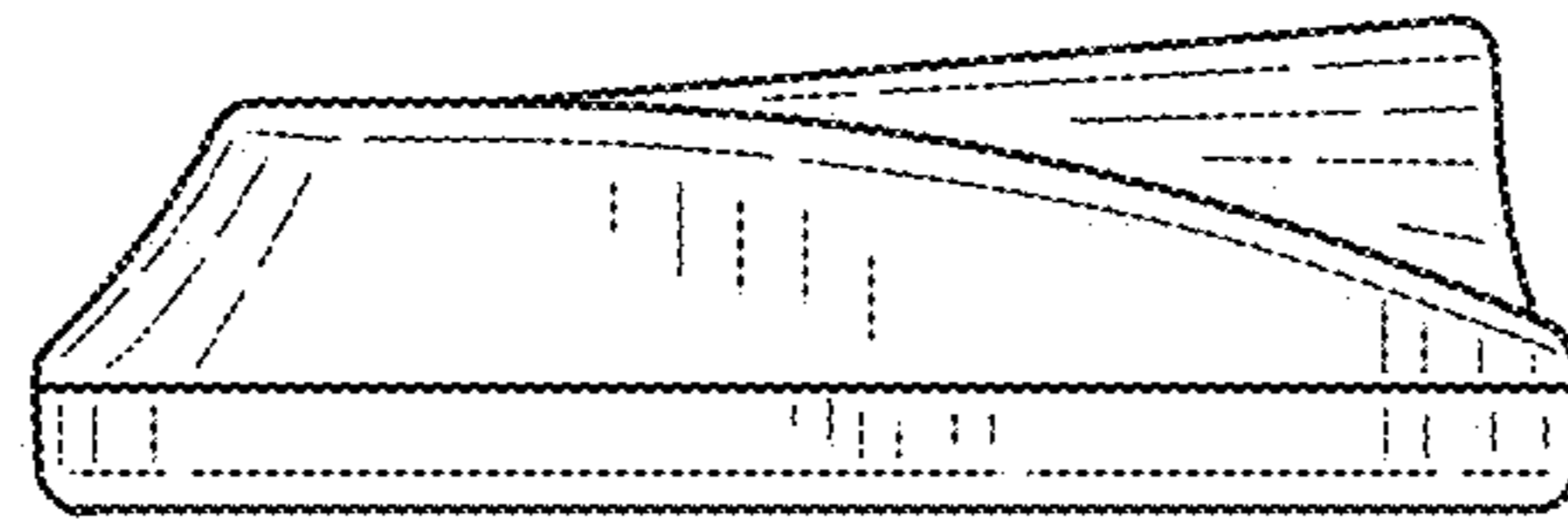


FIG. 7

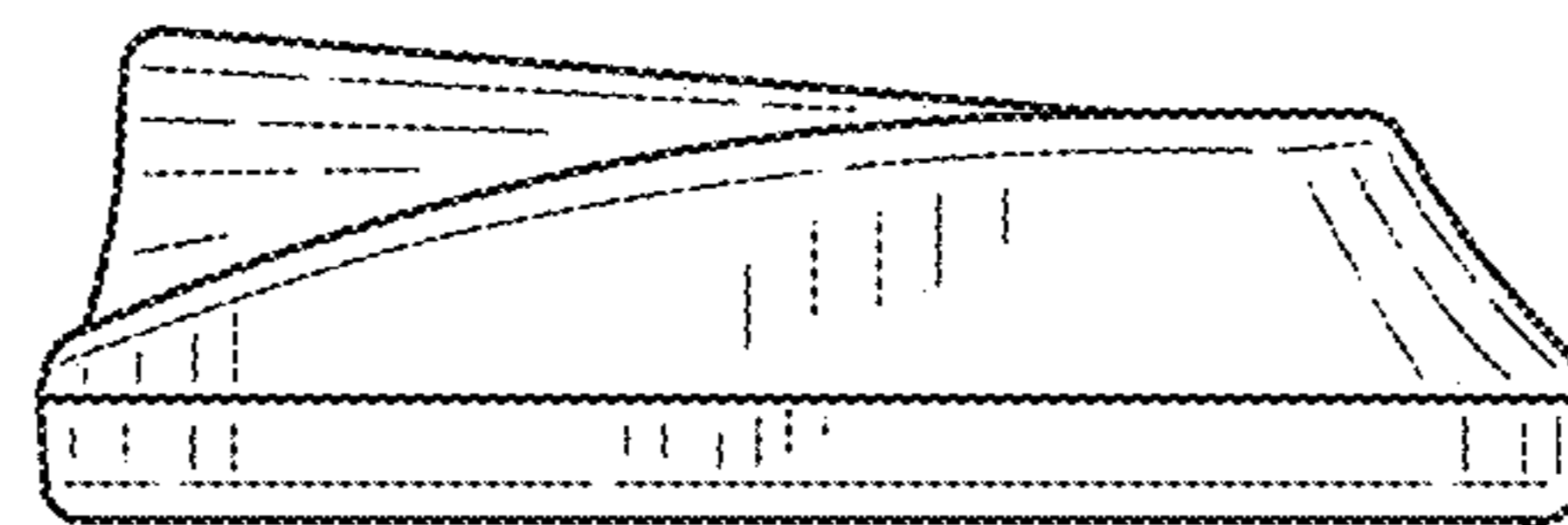


FIG. 8

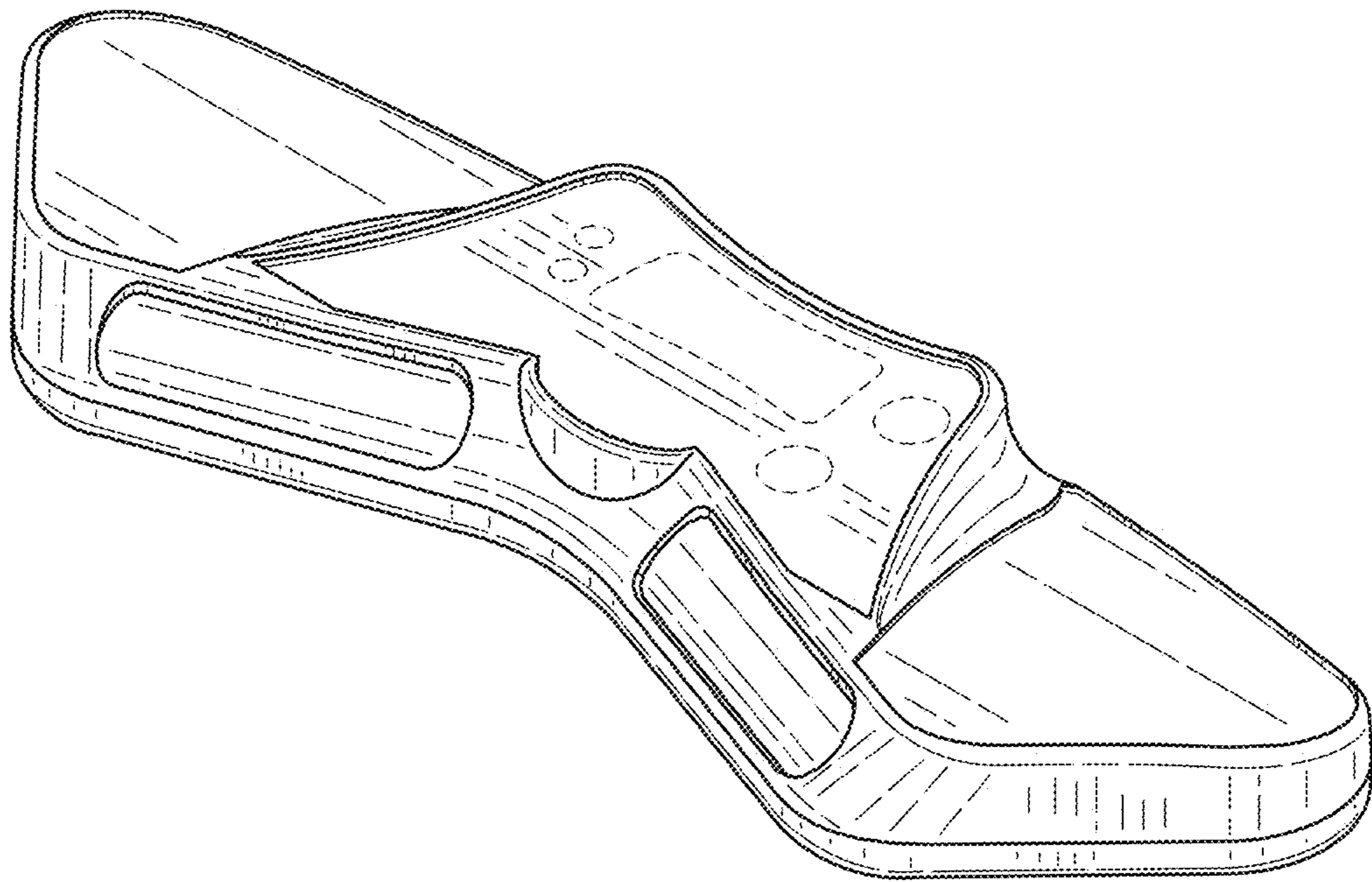


FIG. 9

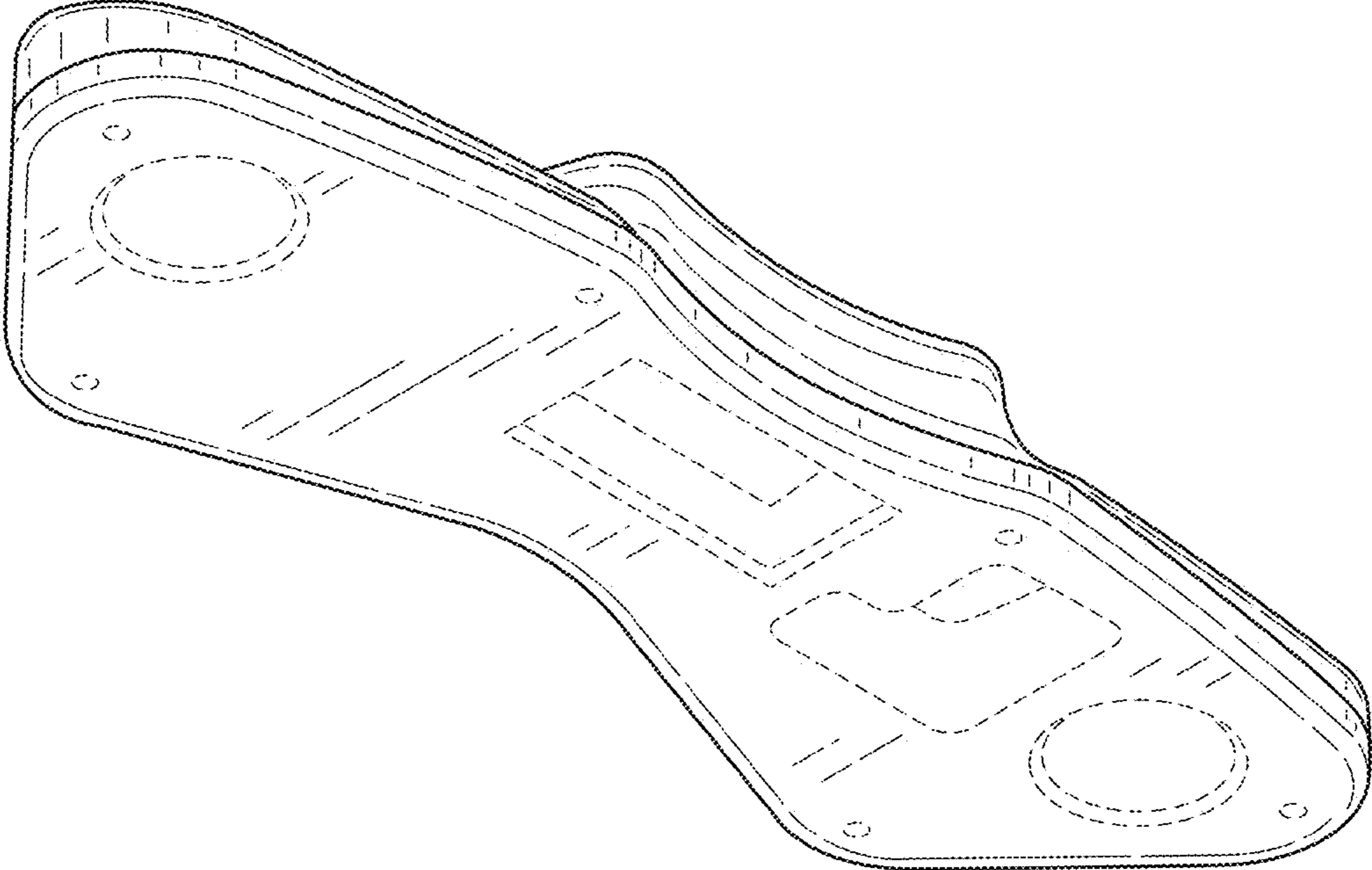


FIG.10

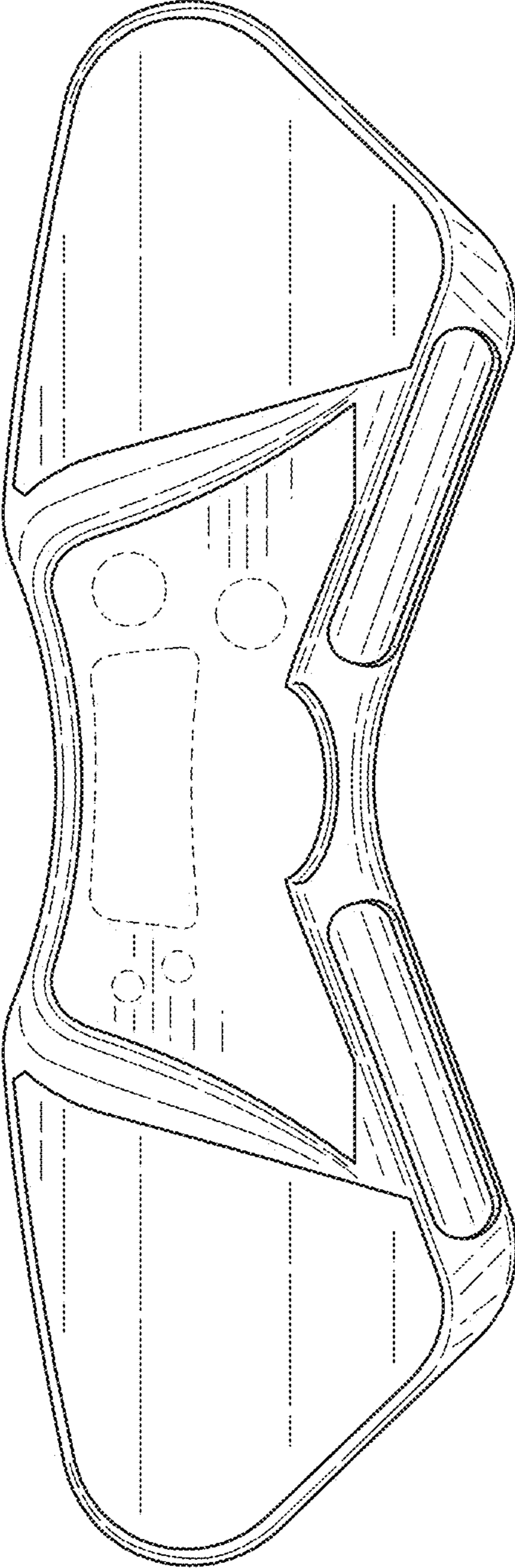


FIG.11



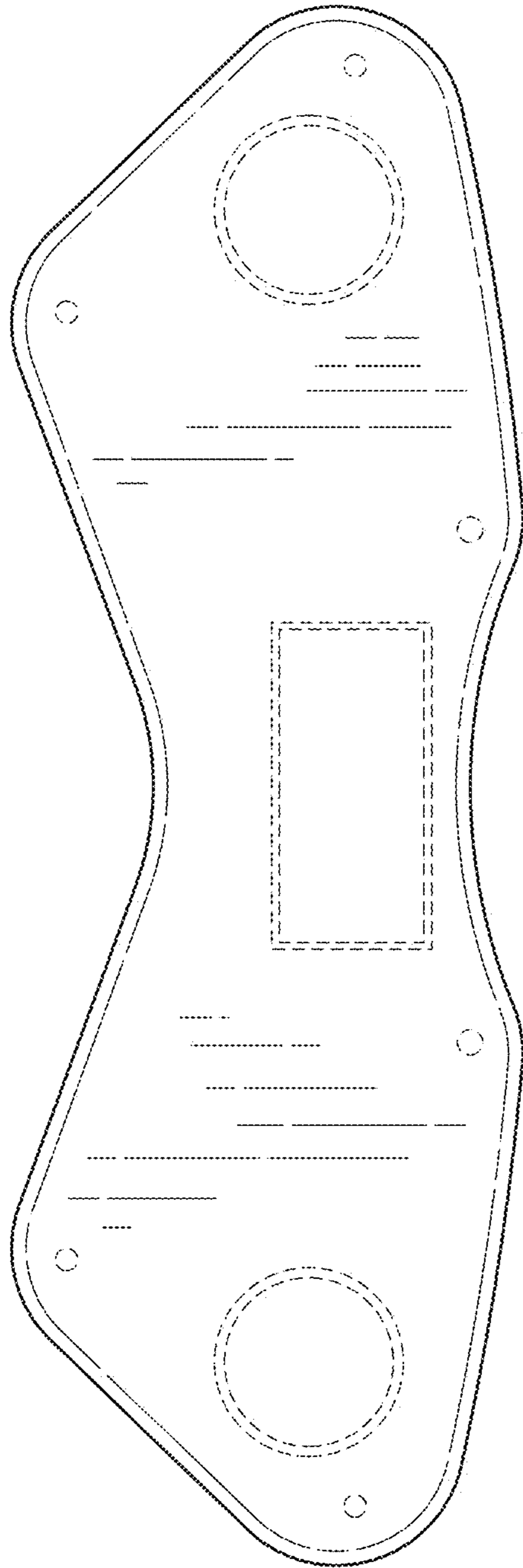


FIG.12

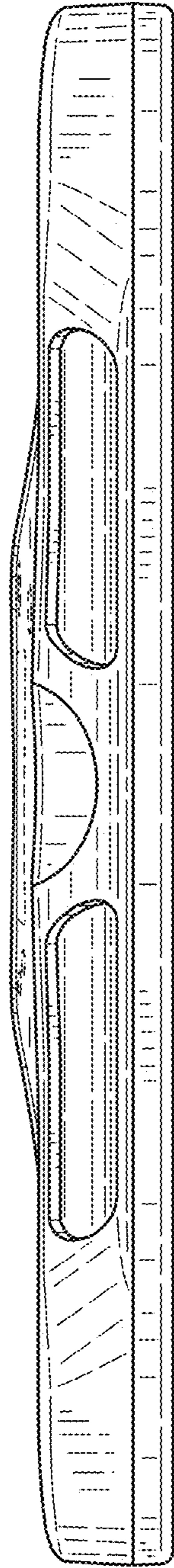


FIG.13




FIG.14

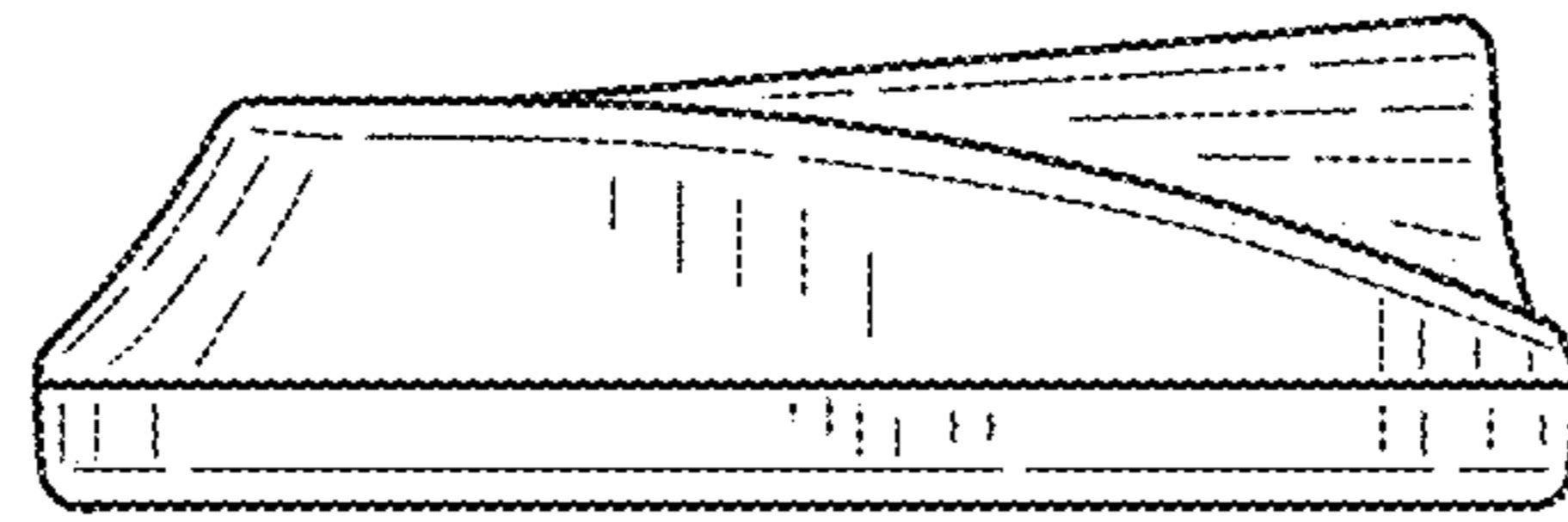


FIG. 15

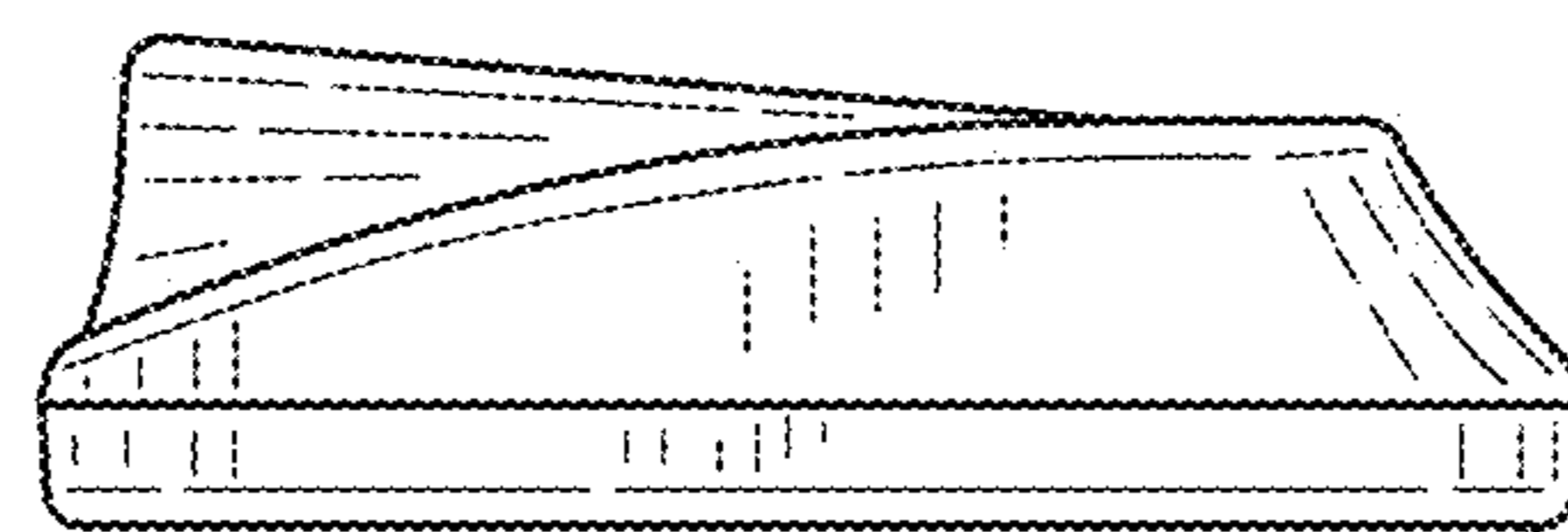


FIG. 16