



US00D934693S

(12) **United States Design Patent** (10) **Patent No.:** **US D934,693 S**
Pecchioli (45) **Date of Patent:** **** Nov. 2, 2021**

(54) **BOTTLE**
(71) Applicant: **Ruffino S.r.l.**, Florence (IT)
(72) Inventor: **Tommaso Pecchioli**, Florence (IT)
(73) Assignee: **RUFFINO S.R.L.**, Florence (IT)
(**) Term: **15 Years**
(21) Appl. No.: **29/743,509**
(22) Filed: **Jul. 22, 2020**
(51) **LOC (13) Cl.** **09-01**
(52) **U.S. Cl.**
USPC **D9/545**; D9/439; D9/454; D9/546;
D9/550; D9/556; D9/558
(58) **Field of Classification Search**
USPC D9/434-435, 439, 454, 500-503, 505,
D9/516, 520, 530, 537-539, 544-546,
D9/549-550, 555-556, 558, 715, 719
CPC B65D 1/00; B65D 1/02; B65D 1/0223;
B65D 1/023; B65D 23/00; B65D
2501/00; B65D 2501/0009
See application file for complete search history.

(56) **References Cited**
U.S. PATENT DOCUMENTS
D28,634 S * 5/1898 Schilling D9/550
D99,627 S * 5/1936 Lorenzen D9/556
D100,323 S * 7/1936 Fuerst D9/556
D102,910 S * 1/1937 Lorenzen D9/556
D138,663 S * 8/1944 Teunisz D9/556
D138,999 S * 10/1944 Liska, Jr. D9/556
D168,885 S * 2/1953 Fischer D9/556
D176,487 S * 12/1955 Sherman D9/556
D177,550 S * 5/1956 Bloomfield D9/556


D258,047 S * 1/1981 Strand D7/300
D259,920 S * 7/1981 Honeos D9/500
D281,862 S * 12/1985 Bertrand D9/545
D306,260 S * 2/1990 Daucourt D9/545
D340,646 S * 10/1993 Jeanjean D9/545
D350,901 S * 9/1994 Pellew-Harvey D9/553
D393,209 S * 4/1998 Steih D9/550
D578,402 S * 10/2008 Henderson D9/556
D578,403 S * 10/2008 Henderson D9/556
D578,404 S * 10/2008 Henderson D9/556
D578,405 S * 10/2008 Henderson D9/556
D698,243 S * 1/2014 Letamendi D9/500
D698,648 S * 2/2014 Letamendi D9/500
D705,073 S * 5/2014 Pluta D9/545
D726,010 S * 4/2015 Savkar D9/500
D859,161 S * 9/2019 Martini D9/556
D863,059 S * 10/2019 Mazzer D9/500
D901,308 S * 11/2020 Travagnin D9/667

* cited by examiner
Primary Examiner — Dana Meyrow
(74) *Attorney, Agent, or Firm* — Seyfarth Shaw LLP;
Brian Michaelis

(57) **CLAIM**
The ornamental design for a bottle, as shown and described.

DESCRIPTION
FIG. 1 is a perspective view of a bottle;
FIG. 2 is a front side elevation view thereof;
FIG. 3 is a rear side elevation view thereof;
FIG. 4 is a left side elevation view thereof;
FIG. 5 is a right side elevation view thereof;
FIG. 6 is a top plan view thereof; and,
FIG. 7 is a bottom plan view thereof.
The elements shown in broken lines do not constitute part of
the claimed design.

1 Claim, 7 Drawing Sheets



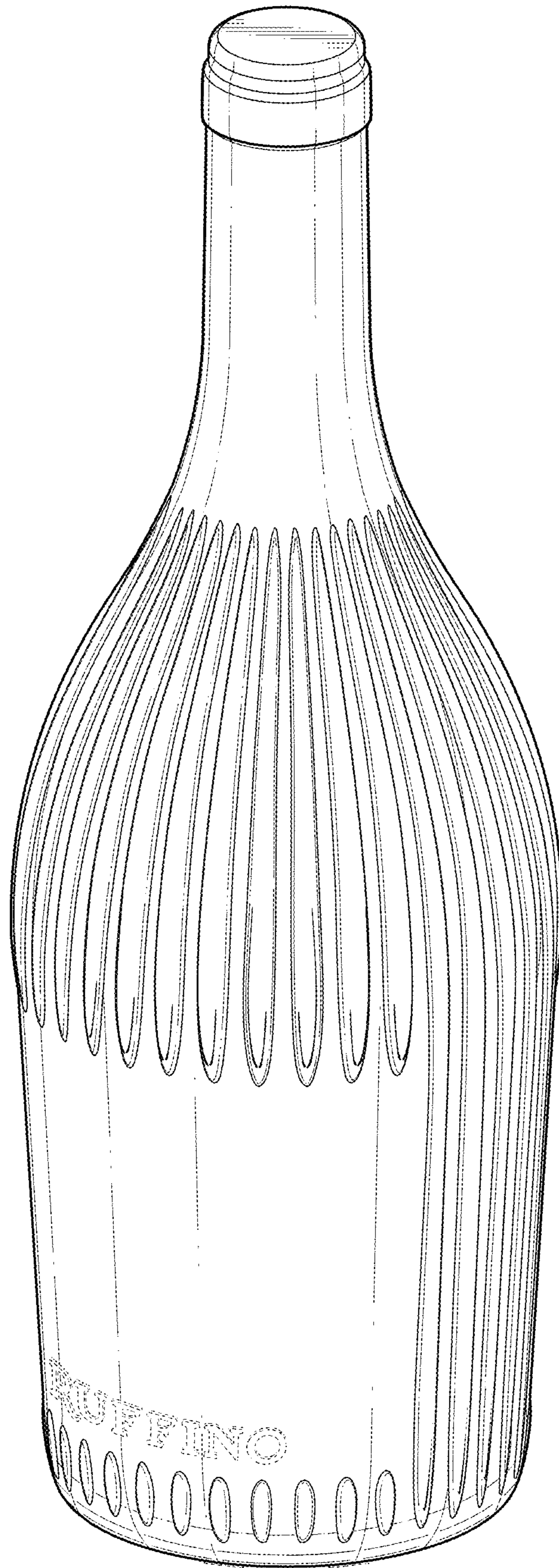


FIG. 1

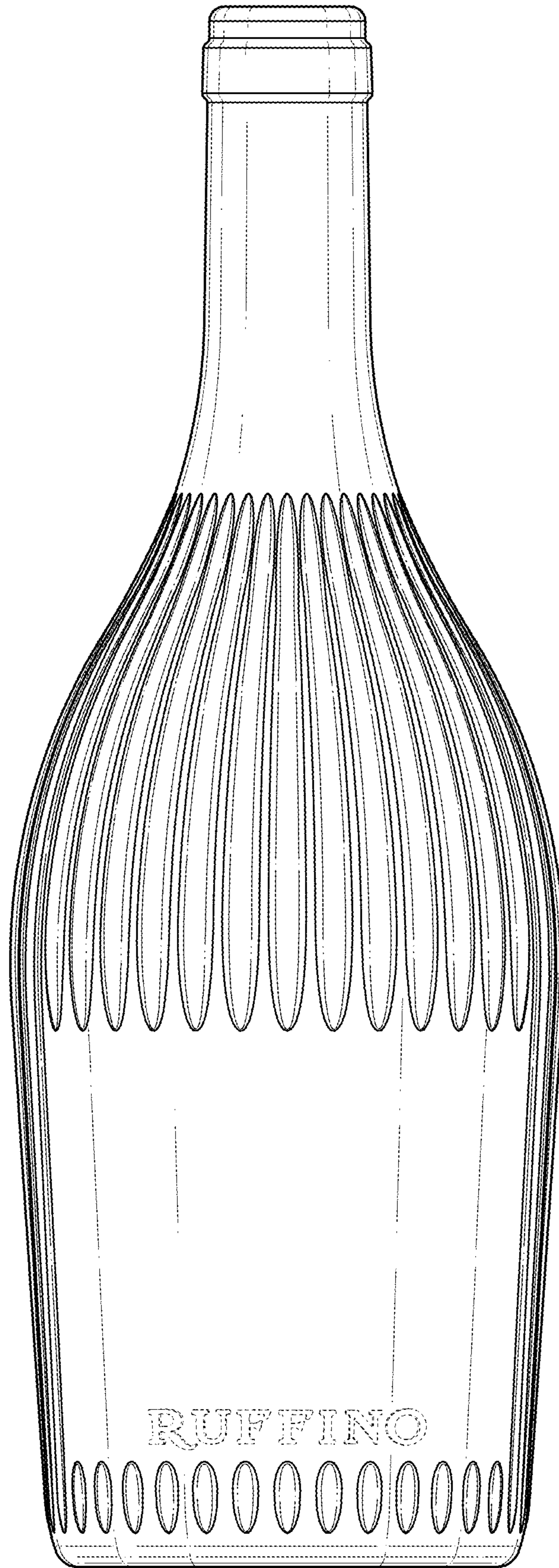


FIG. 2

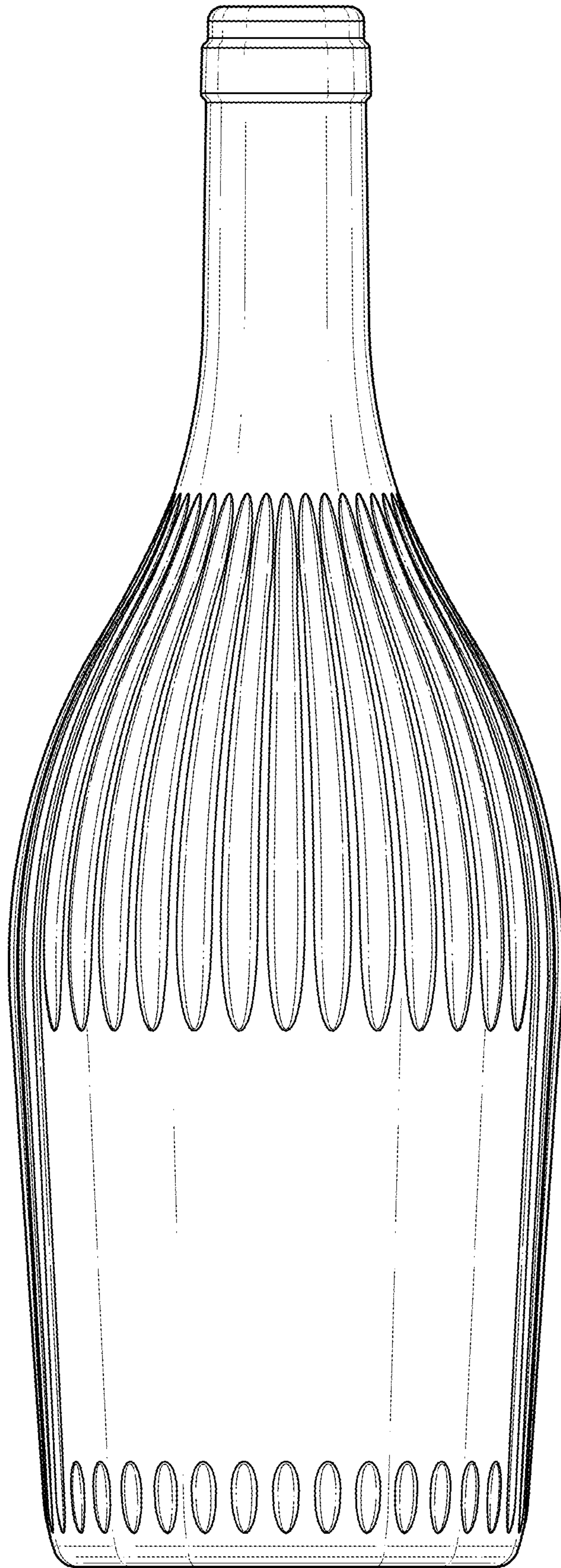


FIG. 3

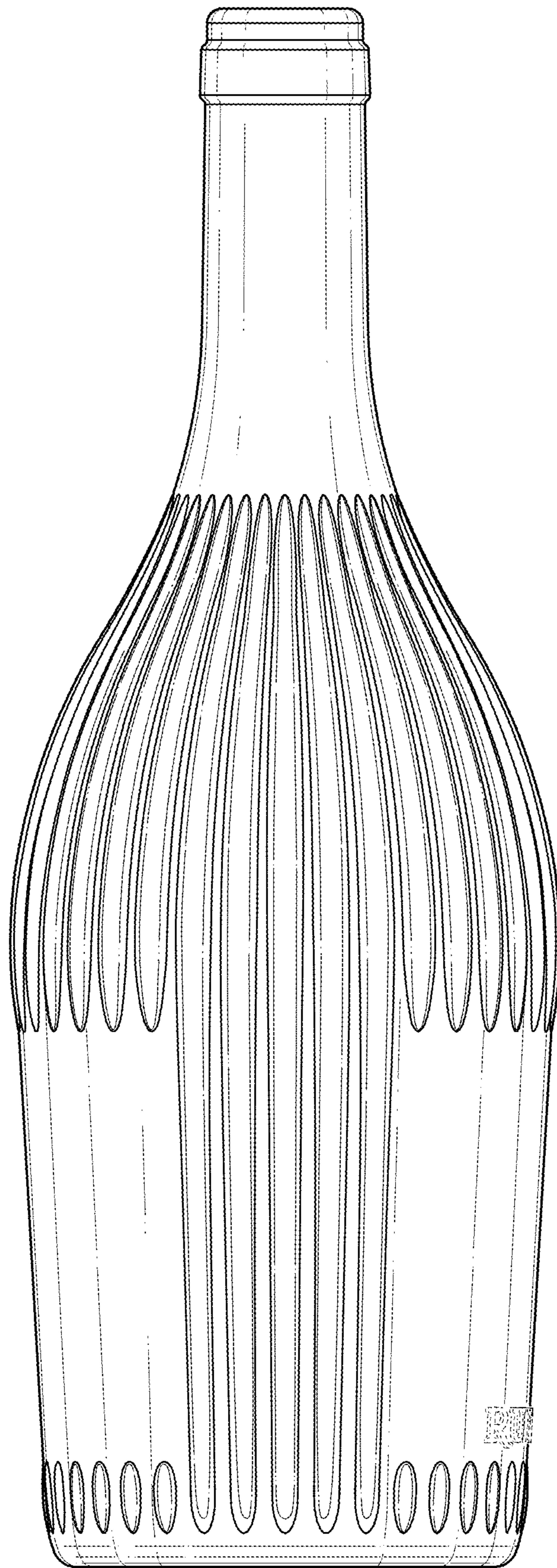


FIG. 4

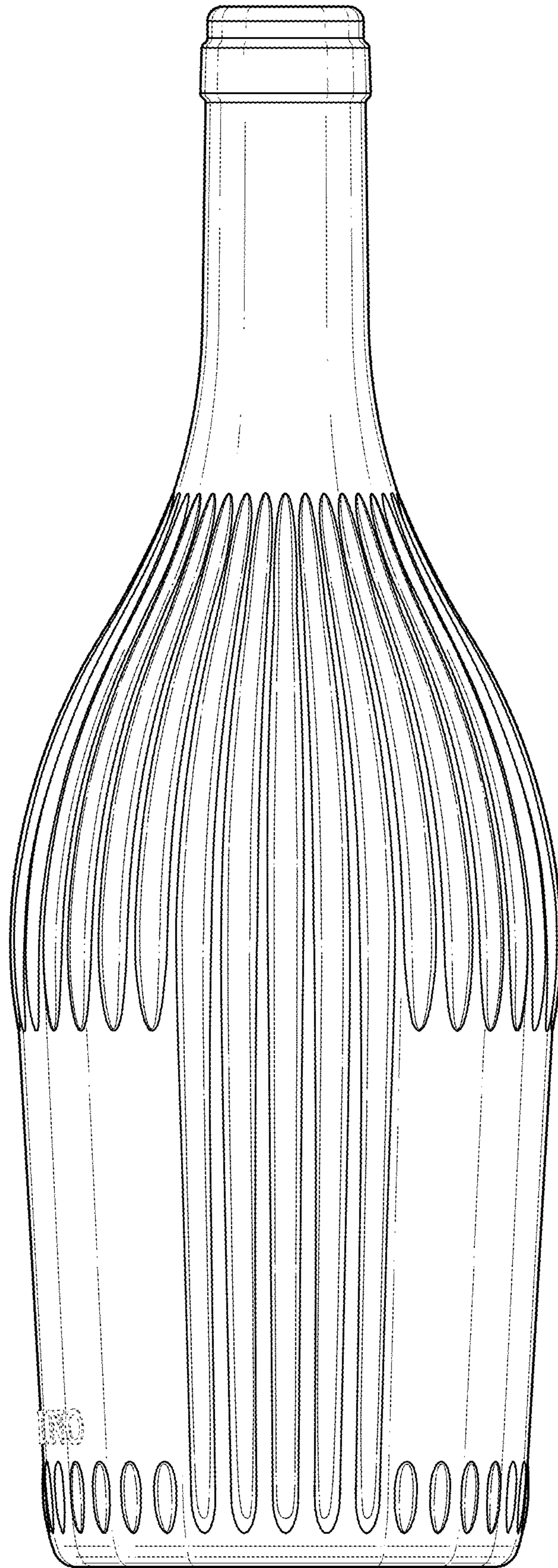


FIG. 5




FIG. 6




FIG. 7