



US00D934684S

(12) **United States Design Patent**  
**Brayshaw**

(10) **Patent No.:** **US D934,684 S**

(45) **Date of Patent:** **\*\* Nov. 2, 2021**

- (54) **BOTTLE HOLDER**
- (71) Applicant: **Lauren Brayshaw**, Orange, CA (US)
- (72) Inventor: **Lauren Brayshaw**, Orange, CA (US)
- (\*\*) Term: **15 Years**
- (21) Appl. No.: **29/771,871**
- (22) Filed: **Feb. 25, 2021**
- (51) **LOC (13) Cl.** ..... **09-07**
- (52) **U.S. Cl.**  
USPC ..... **D9/455**; D24/199
- (58) **Field of Classification Search**  
USPC ..... D9/434, 455, 456, 457, 499, 501, 517,  
D9/739, 443, 452; D6/310, 312, 512,  
D6/513, 542; D19/32, 75, 91, 102, 113,  
D19/114; D20/19; D24/199  
CPC ..... A47F 1/00; A47F 3/00; A47F 3/14; A47F  
3/142; A47F 5/10; A47F 5/11; A47F  
5/112; A47F 5/114; A47F 7/14; A63F  
1/10; A63F 9/10; A63F 9/1044; B42D  
5/00; B42D 5/04; B42D 5/043; B65D  
5/00; B65D 5/52; B65D 5/5206; G10G  
5/00  
See application file for complete search history.

6,253,942	B1 *	7/2001	Elias	.....	B65D 41/0485
					D9/443
D458,540	S *	6/2002	Clements	.....	D9/574
D491,063	S *	6/2004	Hicks	.....	D9/443
D494,471	S	8/2004	Chou		
D556,823	S *	12/2007	Lombard	.....	D9/434
D584,824	S *	1/2009	Berglund	.....	D24/199
8,152,012	B1 *	4/2012	Berglund	.....	A61J 9/0623
					215/396
D682,042	S *	5/2013	Sanders	.....	D9/455
D690,561	S *	10/2013	Sanders	.....	D9/455
D850,163	S	6/2019	DuBois		
D853,238	S *	7/2019	Yao	.....	D9/443
D854,878	S *	7/2019	Duvigneau	.....	D9/443
D901,298	S *	11/2020	Brittnell	.....	D9/455

\* cited by examiner

*Primary Examiner* — Wendy L Arminio

(74) *Attorney, Agent, or Firm* — Innovent Law, P.C.;  
Karima Gulick

(57) **CLAIM**

The ornamental design for a bottle holder, as shown and described.

**DESCRIPTION**

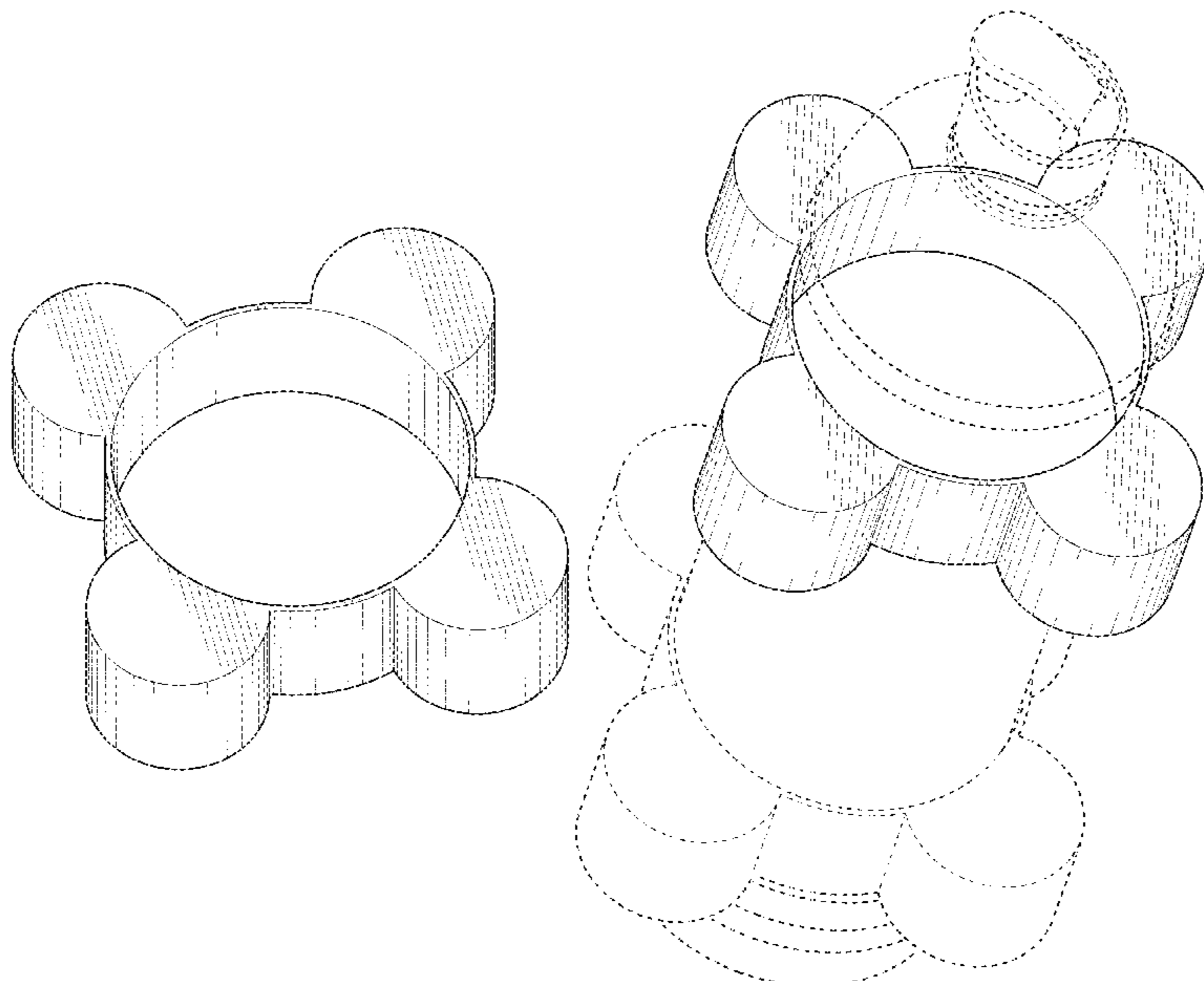
FIG. 1 is a perspective view of a bottle holder of the present invention;  
 FIG. 2 is a perspective view of the bottle holder of FIG. 1 shown in an environment of use;  
 FIG. 3 is a top view of the bottle holder of FIG. 1, shown removed from the environment of use;  
 FIG. 4 is a bottom view thereof;  
 FIG. 5 is a front view thereof;  
 FIG. 6 is a rear view thereof;  
 FIG. 7 is a right side view thereof; and,  
 FIG. 8 is a left side view thereof.  
 The broken lines in the drawings depict environmental matter and form no part of the claimed design.

**1 Claim, 4 Drawing Sheets**

(56) **References Cited**

U.S. PATENT DOCUMENTS

2,033,296	A *	3/1936	Porter	.....	A61J 9/0638
					248/102
3,512,301	A *	5/1970	Kramer	.....	A63H 33/00
					D24/199
D306,073	S *	2/1990	Klitsner	.....	D24/197
5,513,885	A *	5/1996	Joffe	.....	A61J 9/0623
					D9/434
D403,072	S *	12/1998	Rogers Huante	.....	D24/194
D440,016	S *	4/2001	Thorpe	.....	D9/503



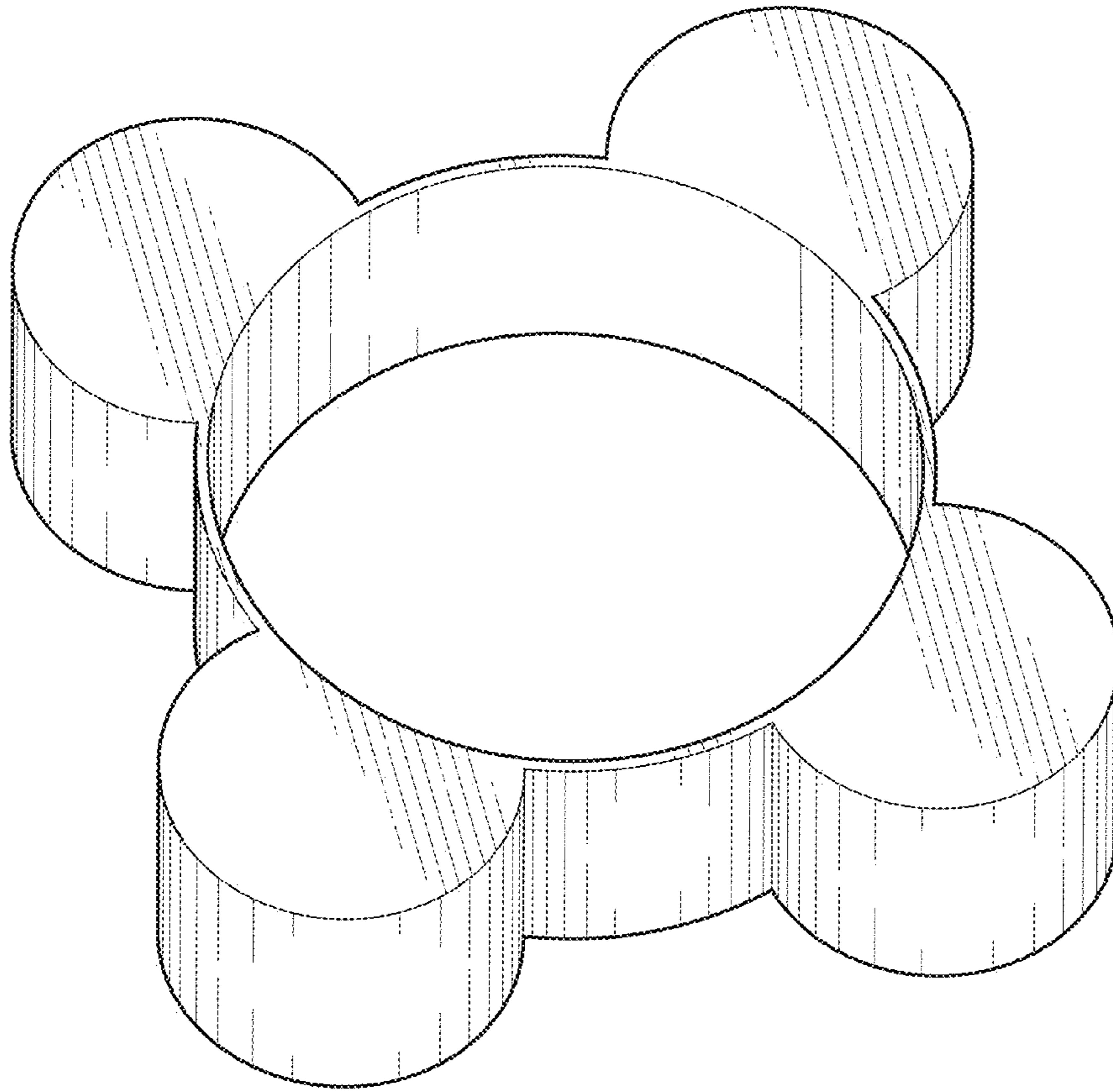


FIG. 1

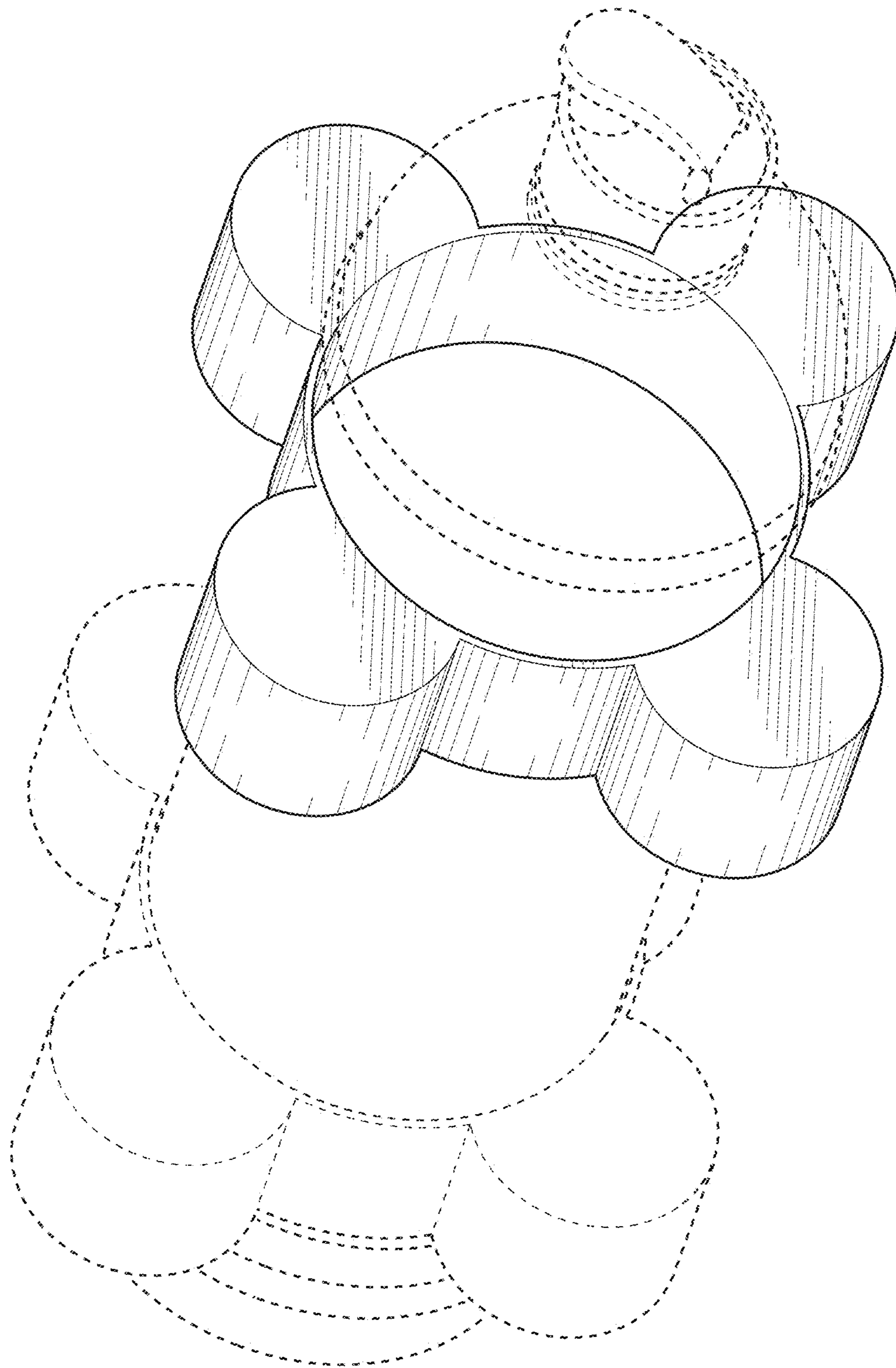


FIG. 2

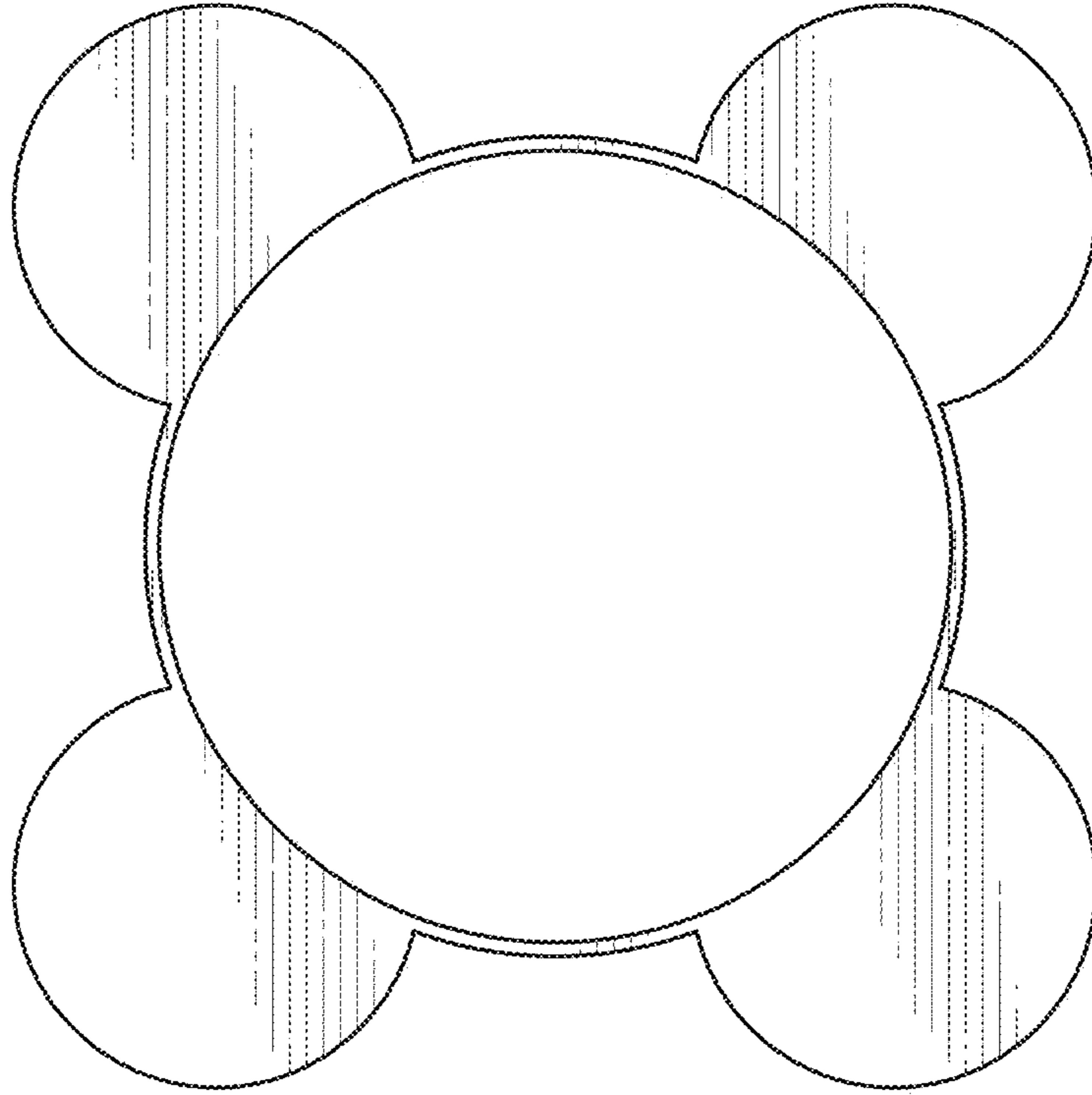


FIG. 3

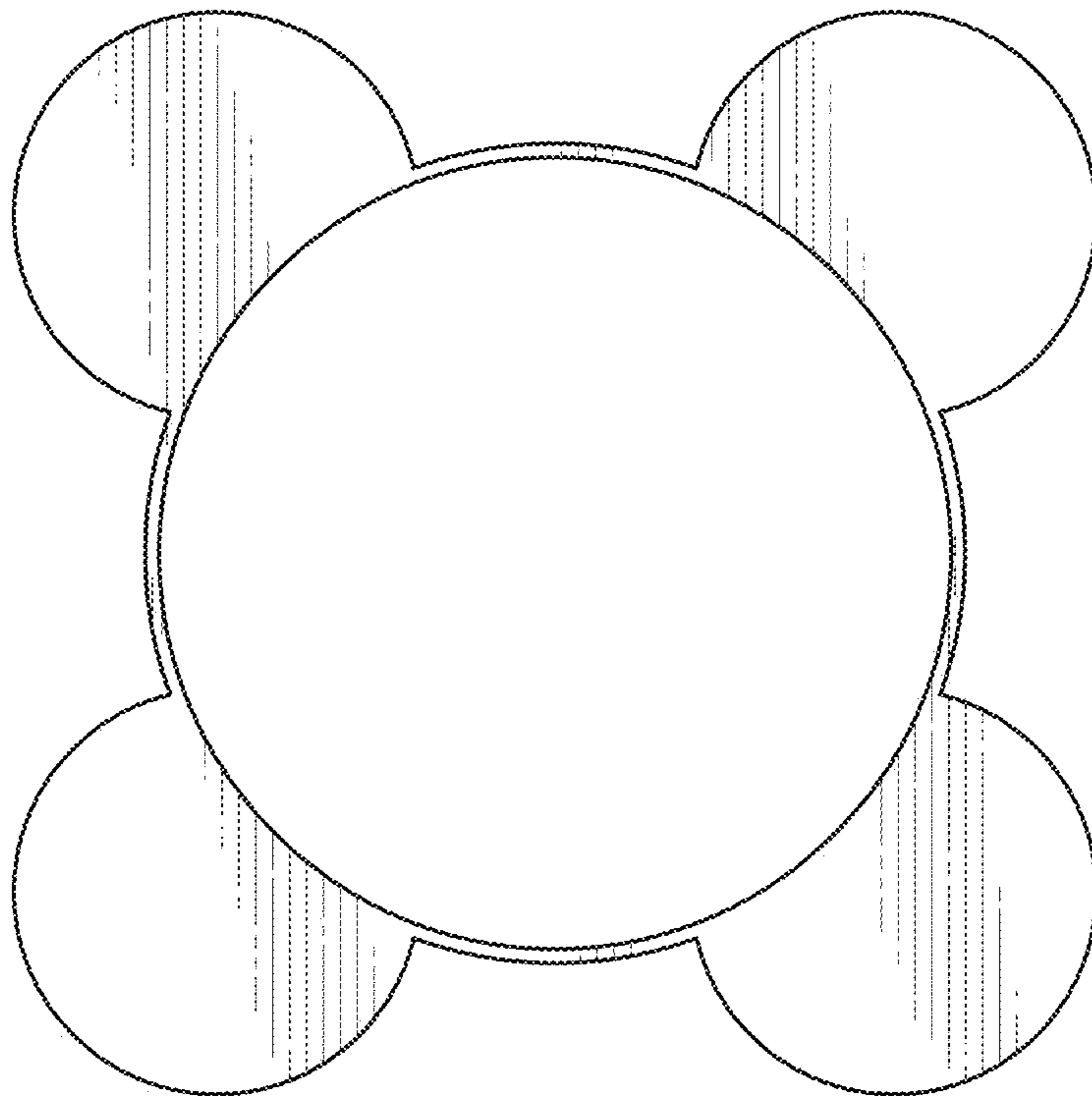
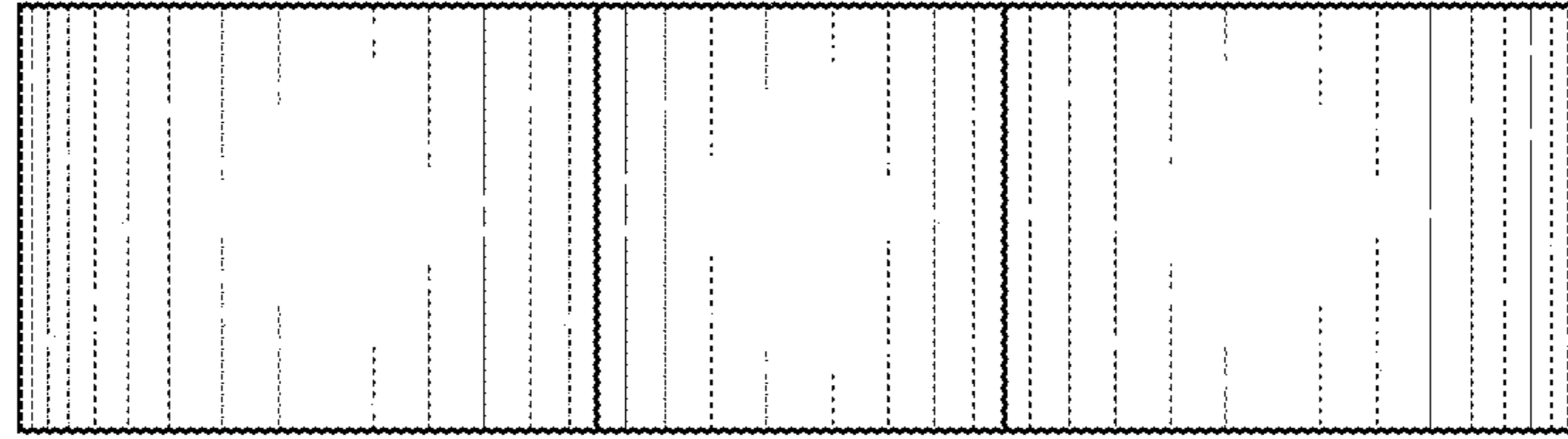
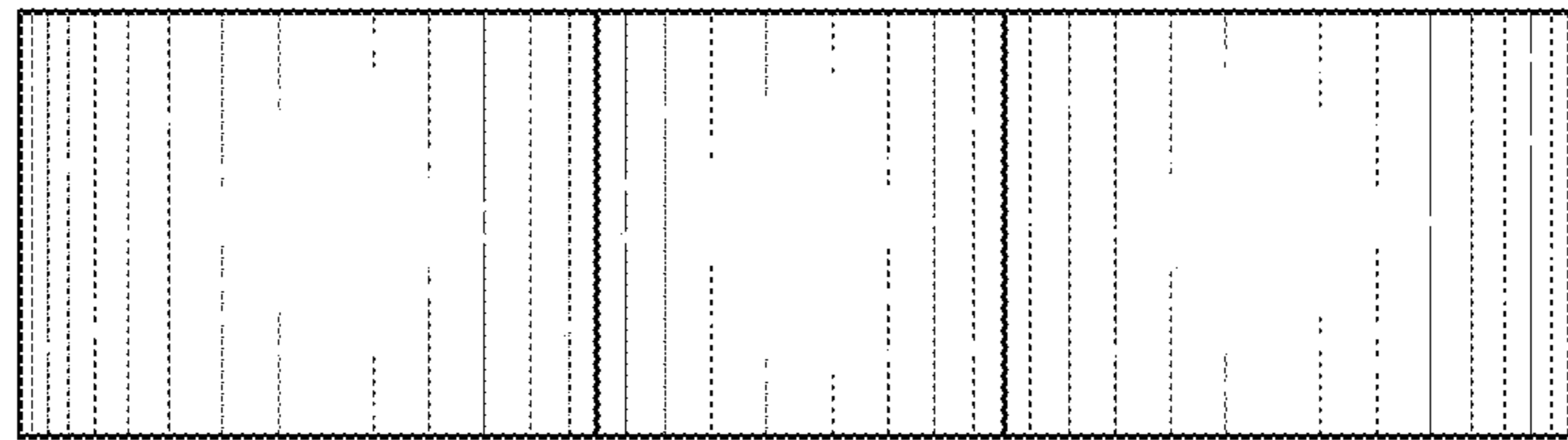



FIG. 4




**FIG. 5**



**FIG. 6**



**FIG. 7**



**FIG. 8**