



US00D934674S

(12) **United States Design Patent**
Marsden

(10) **Patent No.:** **US D934,674 S**
(45) **Date of Patent:** **** Nov. 2, 2021**

(54) GATE STOP	9,022,359 B2 *	5/2015	McAlmond	E05F 5/06 256/73
(71) Applicant: Elbee Pty Ltd. , Bondi Junction (AU)	9,810,010 B1 *	11/2017	Woodard	E06B 11/04
(72) Inventor: Andrew Marsden , Hingham, MA (US)	D821,191 S	6/2018	Hancock	
(73) Assignee: Elbee Pty Ltd. , Bondi Junction (AU)	D829,091 S	9/2018	Hancock	
	10,301,848 B2 *	5/2019	Diesing	E05B 65/0007
	10,745,941 B2 *	8/2020	Fang	E05B 63/143
	2021/0007485 A1	1/2021	Marsden	

(**) Term: **15 Years**

* cited by examiner

(21) Appl. No.: **29/722,717**

Primary Examiner — Doris Clark

(22) Filed: **Jan. 31, 2020**

(74) *Attorney, Agent, or Firm* — Wolf, Greenfield & Sacks, P.C.

(51) **LOC (13) Cl.** **08-07**

(52) **U.S. Cl.**
USPC **D8/402**

(57) **CLAIM**

(58) **Field of Classification Search**
USPC D8/343, 402
CPC E05B 65/0007; E05B 65/06; E06B 9/04;
E06B 3/36; E06B 2009/002; E06B 11/02;
E06B 11/022; E05Y 2001/224; E05Y
2201/20; E04H 17/14

The ornamental design for a gate stop, as shown and described.

See application file for complete search history.

DESCRIPTION

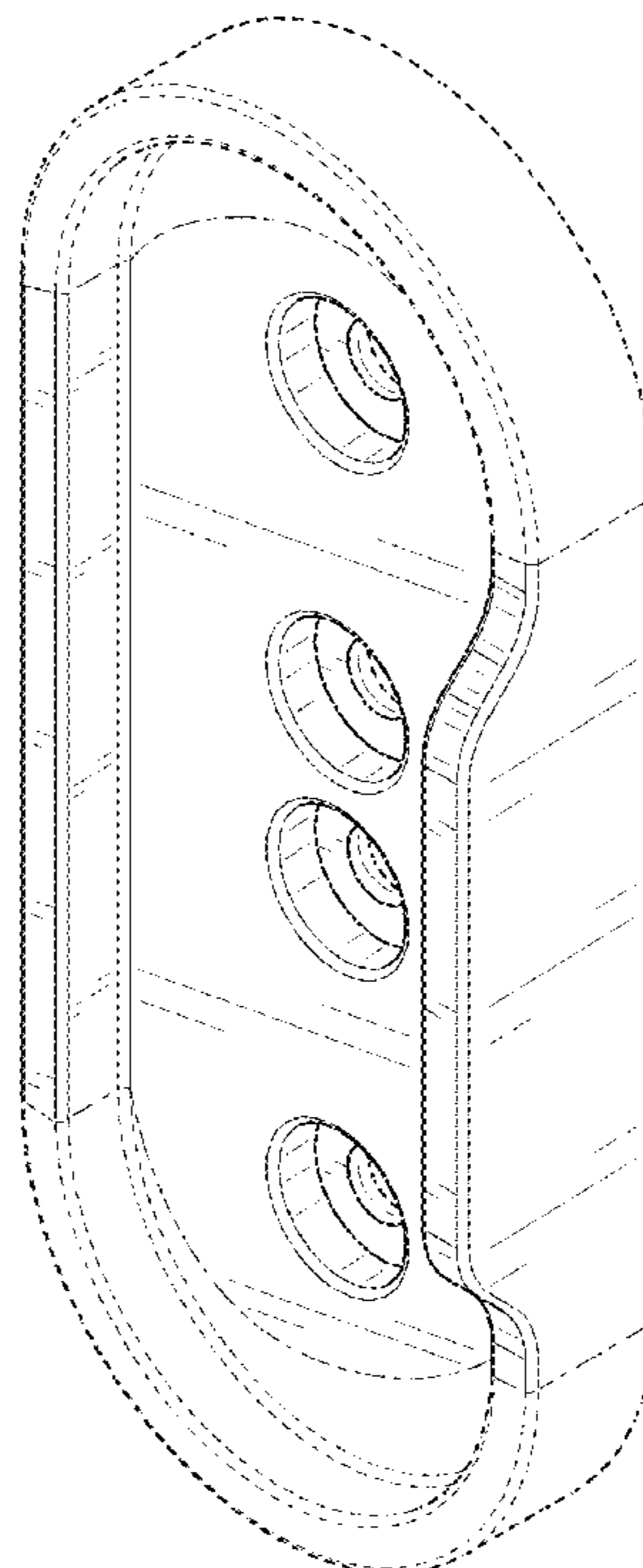
(56) **References Cited**

U.S. PATENT DOCUMENTS

D347,570 S *	6/1994	Burge	D8/402
5,742,978 A	4/1998	Vetter	
D402,181 S *	12/1998	Hayes	D8/343
7,147,213 B1 *	12/2006	Amendola	E06B 11/02 256/73
D553,950 S	10/2007	Flory	
D554,973 S	11/2007	Flory	
D571,635 S	6/2008	Liang et al.	
D595,564 S	7/2009	Jones et al.	
D703,513 S *	4/2014	Mistyurik	D8/330

FIG. 1 is a top, front, and right side perspective view of a gate stop according to my new design; FIG. 2 is a front elevation view thereof; FIG. 3 is a rear elevation view thereof; FIG. 4 is a left side elevation view thereof; FIG. 5 is a right side elevation view thereof; FIG. 6 is a top plan view thereof; and, FIG. 7 is a bottom plan view thereof. The dot-dash broken lines represent boundaries of the claimed design and form no part of the claimed design. The dash-dash broken lines depict portions of the gate stop that form no part of the claimed design.

1 Claim, 6 Drawing Sheets



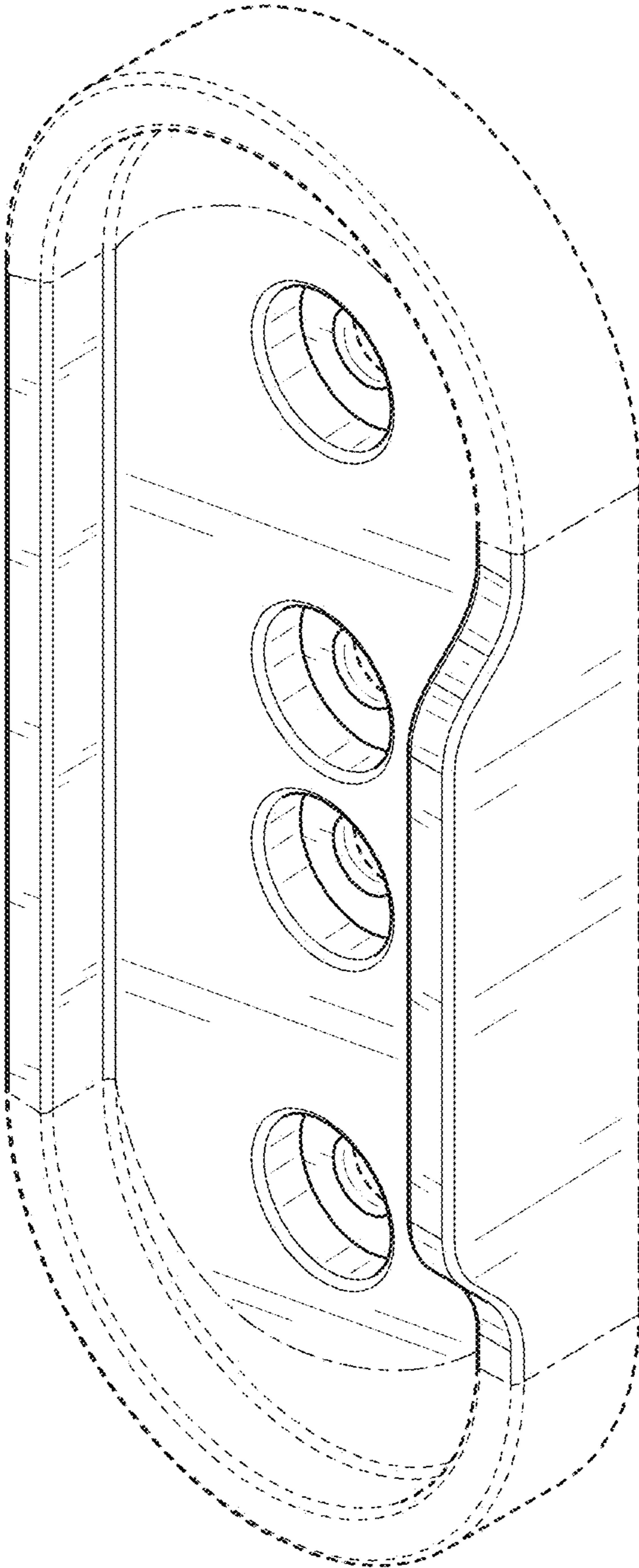


FIG. 1

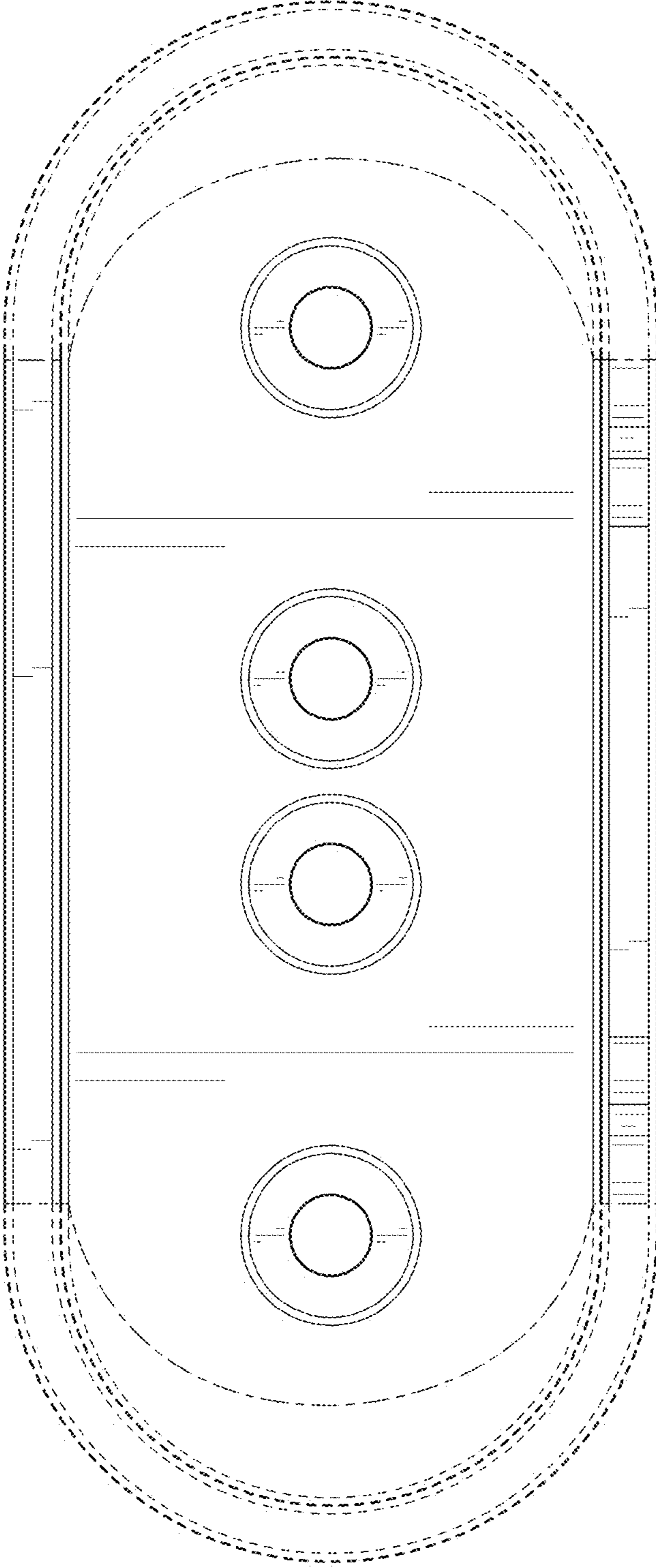


FIG. 2




FIG. 3

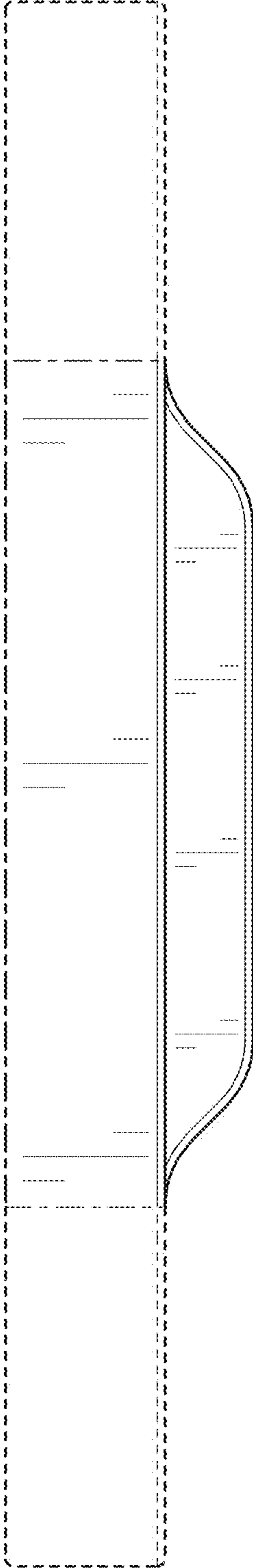


FIG. 4




FIG. 5




FIG. 6



FIG. 7