



US00D934673S

(12) **United States Design Patent** (10) **Patent No.:** **US D934,673 S**
Marsden (45) **Date of Patent:** **** Nov. 2, 2021**

(54) **GATE STOP** 9,022,359 B2 * 5/2015 McAlmond E05F 5/06
256/73
(71) Applicant: **Elbee Pty Ltd.**, Bondi Junction (AU) 9,810,010 B1 * 11/2017 Woodard E06B 11/04
D821,191 S 6/2018 Hancock
D829,091 S 9/2018 Hancock
(72) Inventor: **Andrew Marsden**, Hingham, MA (US) 10,301,848 B2 * 5/2019 Diesing E05B 65/0007
10,745,941 B2 * 8/2020 Fang E05B 63/143
(73) Assignee: **Elbee Pty Ltd.**, Bondi Junction (AU) 2021/0007485 A1 1/2021 Marsden

(**) Term: **15 Years**

* cited by examiner

(21) Appl. No.: **29/722,715**

Primary Examiner — Doris Clark

(22) Filed: **Jan. 31, 2020**

(74) *Attorney, Agent, or Firm* — Wolf, Greenfield & Sacks, P.C.

(51) **LOC (13) Cl.** **08-07**

(52) **U.S. Cl.**
USPC **D8/402**

(57) **CLAIM**

(58) **Field of Classification Search**
USPC D8/343, 402
CPC E05B 65/0007; E05B 65/06; E05B 9/04;
E05B 3/36; E05B 2009/002; E05B 11/02;
E05B 11/022; E05Y 2001/224; E05Y
2201/20; E04H 17/14

The ornamental design for a gate stop, as shown and described.

See application file for complete search history.

DESCRIPTION

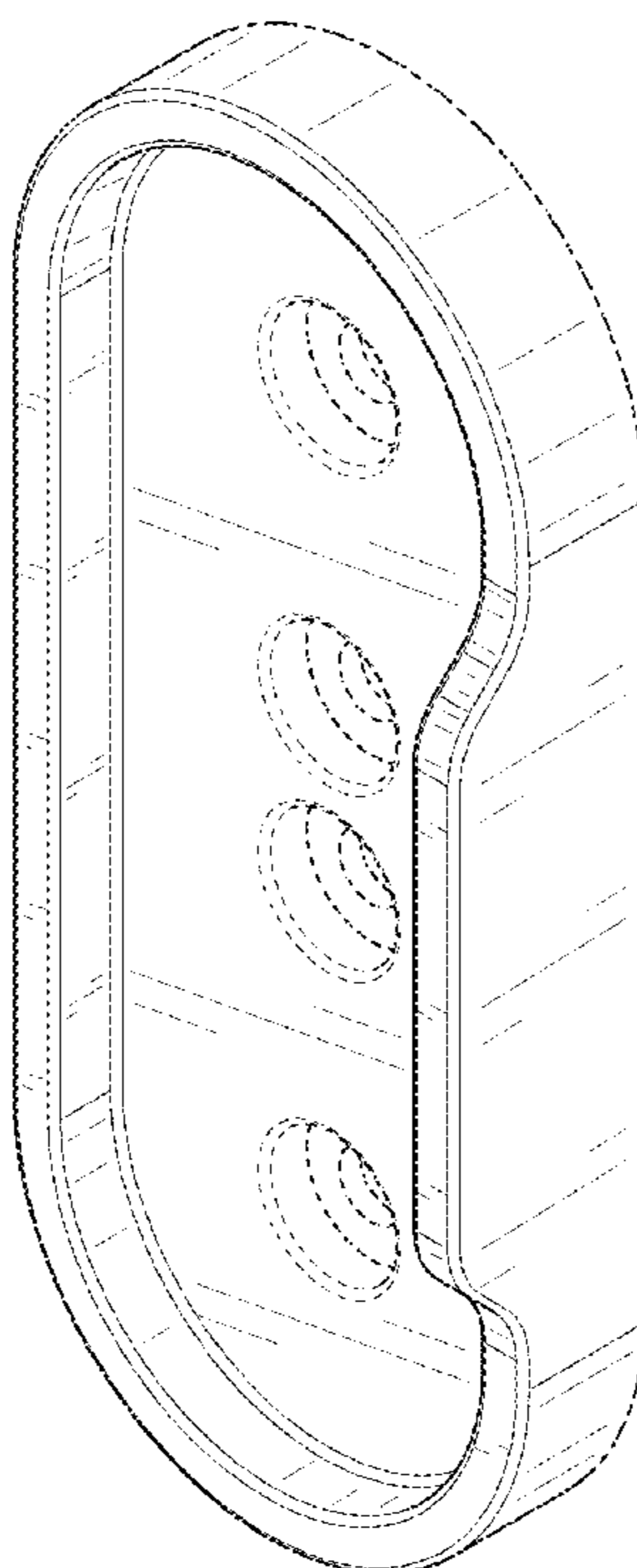
(56) **References Cited**

FIG. 1 is a top, front, and right side perspective view of a gate stop according to my new design;
FIG. 2 is a front elevation view thereof;
FIG. 3 is a rear elevation view thereof;
FIG. 4 is a left side elevation view thereof;
FIG. 5 is a right side elevation view thereof;
FIG. 6 is a top plan view thereof; and,
FIG. 7 is a bottom plan view thereof.
The dot-dash broken lines represent boundaries of the claimed design and form no part of the claimed design. The dash-dash broken lines depict portions of the gate stop that form no part of the claimed design.

U.S. PATENT DOCUMENTS

D347,570 S * 6/1994 Burge D8/402
5,742,978 A 4/1998 Vetter
D402,181 S * 12/1998 Hayes D8/343
7,147,213 B1 * 12/2006 Amendola E06B 11/02
256/73
D553,950 S 10/2007 Flory
D554,973 S 11/2007 Flory
D571,635 S 6/2008 Liang et al.
D595,564 S 7/2009 Jones et al.
D703,513 S * 4/2014 Mistyurik D8/330

1 Claim, 6 Drawing Sheets



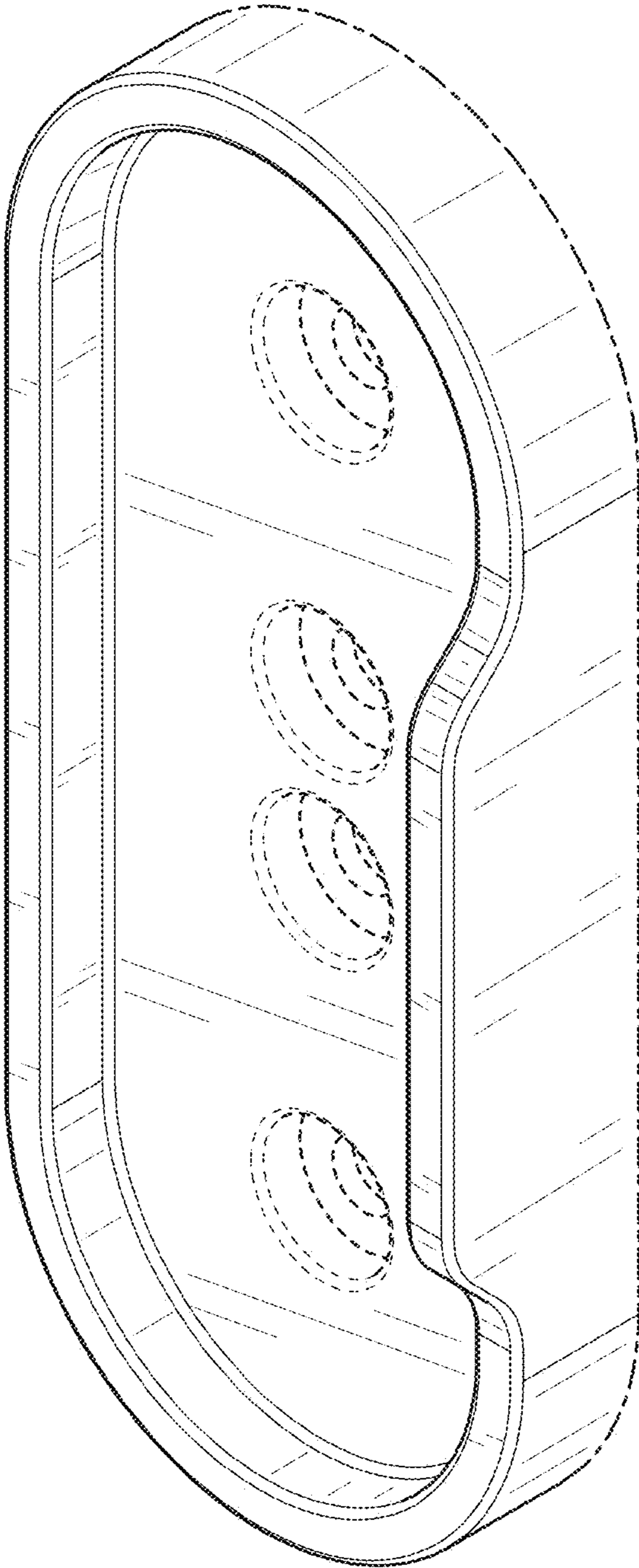


FIG. 1

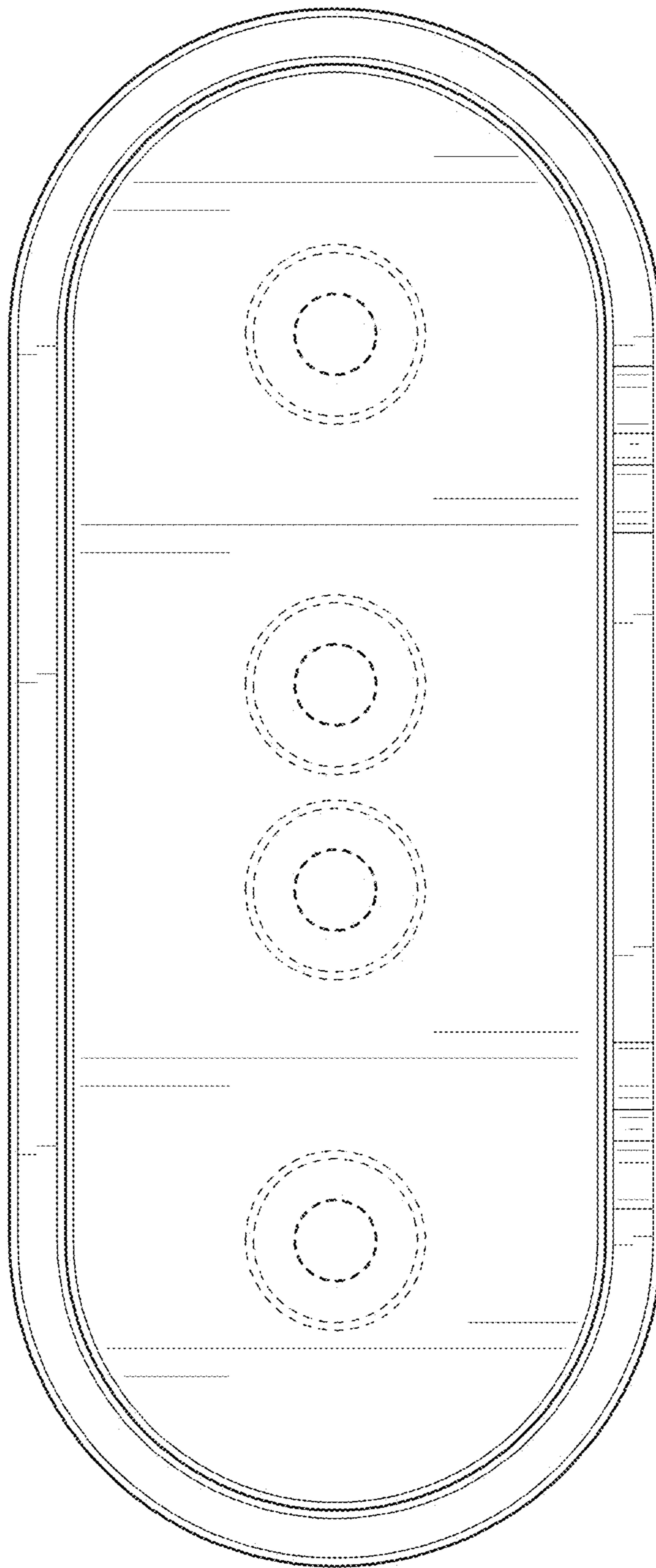


FIG. 2




FIG. 3

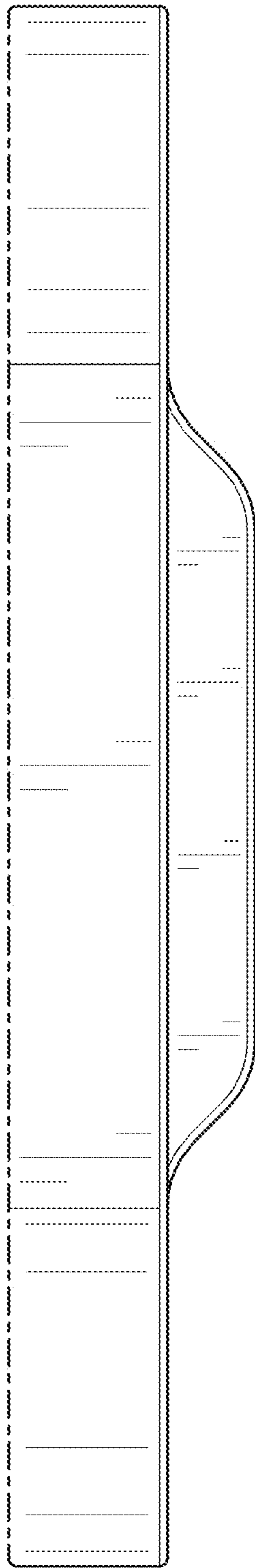


FIG. 4




FIG. 5




FIG. 6




FIG. 7