



US00D934654S

(12) **United States Design Patent** (10) **Patent No.:** **US D934,654 S**
Alvarez et al. (45) **Date of Patent:** **** Nov. 2, 2021**

(54) **PORTABLE HANDLE**
(71) Applicants: **William Alvarez**, North Arlington, NJ (US); **George Bender**, West Caldwell, NJ (US)
(72) Inventors: **William Alvarez**, North Arlington, NJ (US); **George Bender**, West Caldwell, NJ (US)
(**) Term: **15 Years**
(21) Appl. No.: **29/741,247**
(22) Filed: **Jul. 10, 2020**
(51) **LOC (13) Cl.** **08-06**
(52) **U.S. Cl.**
USPC **D8/303; D8/301**
(58) **Field of Classification Search**
USPC D8/300-303; D12/400
CPC Y10T 16/469; Y10T 16/4559; Y10T 292/087; Y10T 16/459; Y10T 16/4713; Y10T 16/44
See application file for complete search history.

(56) **References Cited**
U.S. PATENT DOCUMENTS
5,878,853 A * 3/1999 DeRouen A45C 13/262 190/116
6,578,231 B1 * 6/2003 Godshaw A45F 5/10 16/114.1
6,824,182 B2 * 11/2004 Graham A45F 5/1026 294/137
6,901,635 B1 * 6/2005 Scola A45F 5/1026 16/114.1
7,343,647 B1 * 3/2008 Kinsky A45F 5/00 16/406
D578,859 S * 10/2008 Bednarz D8/300
8,413,304 B1 * 4/2013 Tipton B25G 1/10 16/430
D929,205 S * 8/2021 Lessard D8/303

2003/0070601 A1* 4/2003 Lintzner B63B 34/63 114/253
2005/0085350 A1* 4/2005 Shen A63B 23/00 482/91
2008/0235914 A1* 10/2008 Dolberg B60N 3/026 16/430
2011/0214256 A1* 9/2011 Stone A44B 18/00 16/430

(Continued)

Primary Examiner — Lauren R Calve
(74) *Attorney, Agent, or Firm* — Walter J. Tencza, Jr.

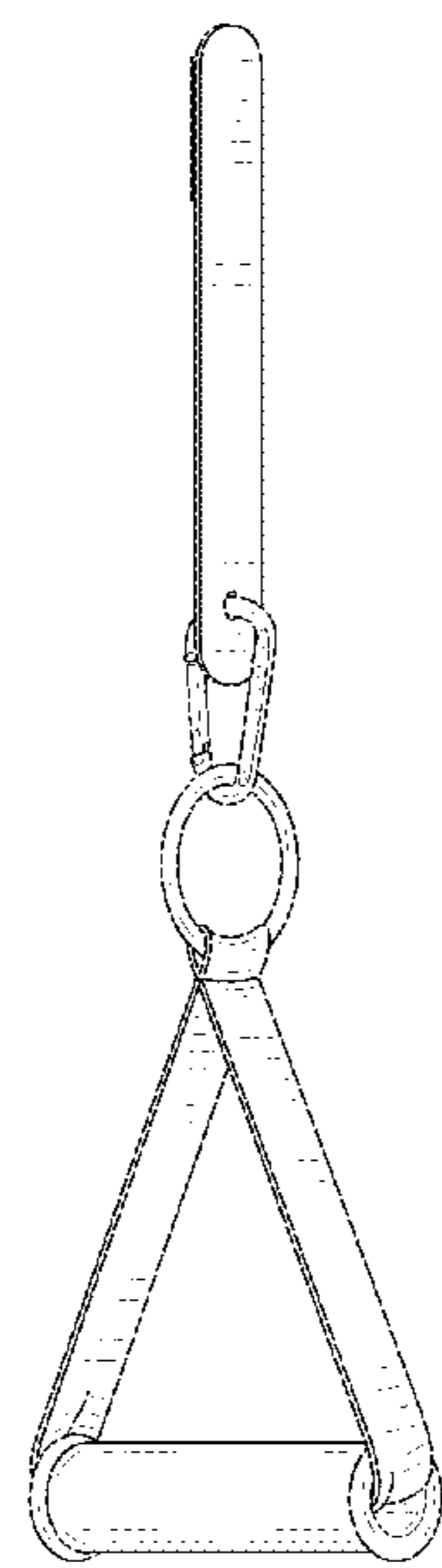
(57) **CLAIM**

The ornamental design for a portable handle, as shown and described.

DESCRIPTION

FIG. 1 is a front, top, and right perspective view of a portable handle which includes a strap, wherein the strap is in a curled state shown attached to the ceiling of a subway car, in accordance with the present invention;
FIG. 2 is a front, top, and right perspective view of the portable handle of FIG. 1, wherein the strap is in a straight state;
FIG. 3 is a rear elevational view of the portable handle of FIG. 1, wherein the strap is in the straight state;
FIG. 4 is a front elevational view of the portable handle of FIG. 1, wherein the strap is in the straight state;
FIG. 5 is a right side elevational view of the portable handle of FIG. 1, wherein the strap is in the straight state;
FIG. 6 is a left side elevational view of the portable handle of FIG. 1, wherein the strap is in the straight state;
FIG. 7 is a top plan view of the portable handle of FIG. 1, wherein the strap is in the straight state; and,
FIG. 8 is a bottom plan view of the portable handle of FIG. 1, wherein the strap is in the straight state.
The broken lines shown in FIG. 1 represent environmental subject matter and form no part of the claimed design.

1 Claim, 7 Drawing Sheets



(56)

References Cited

U.S. PATENT DOCUMENTS

2012/0042475 A1* 2/2012 Chiang E05B 1/0053
16/413
2013/0017055 A1* 1/2013 Vieira B25G 1/02
414/800

* cited by examiner

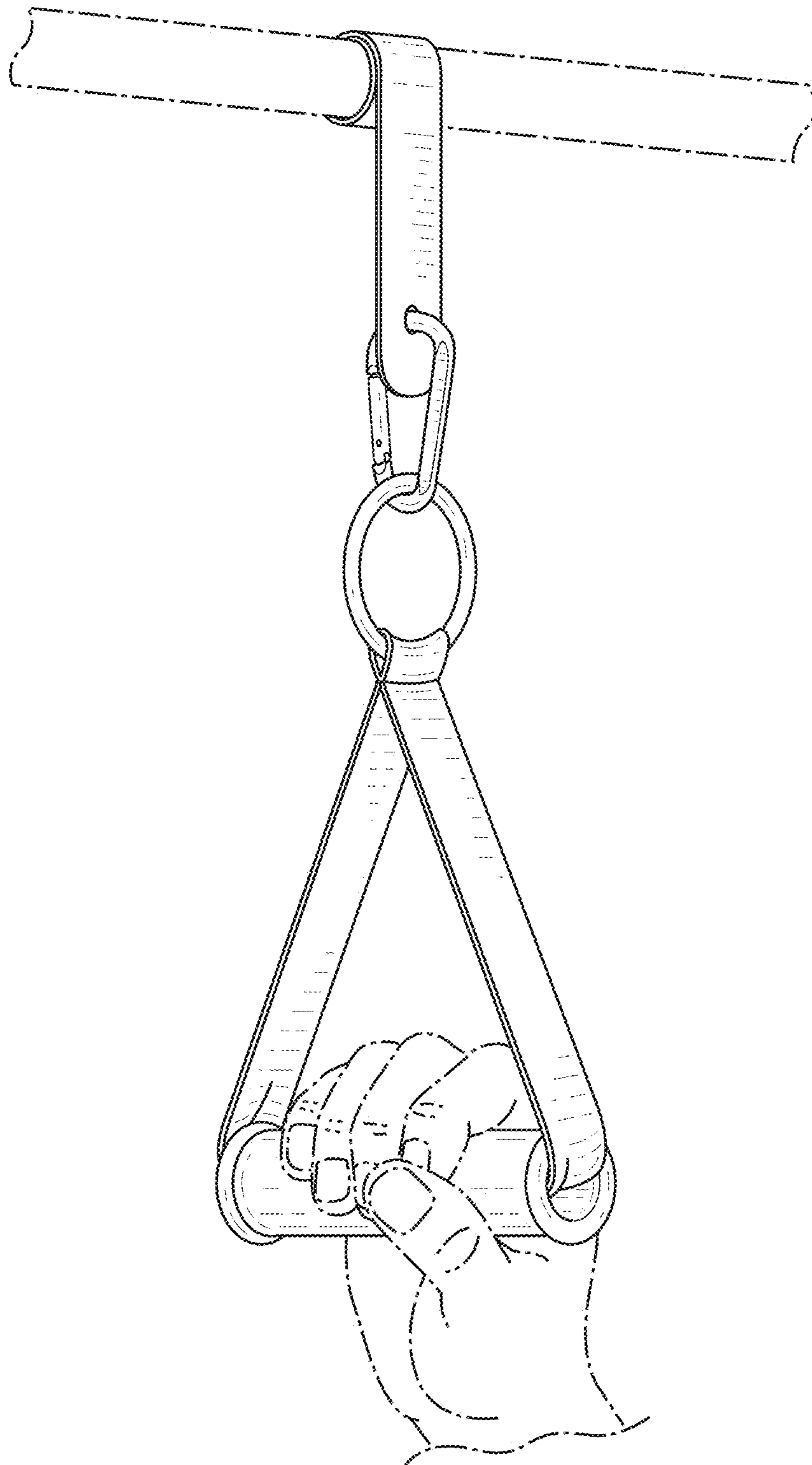


FIG. 1

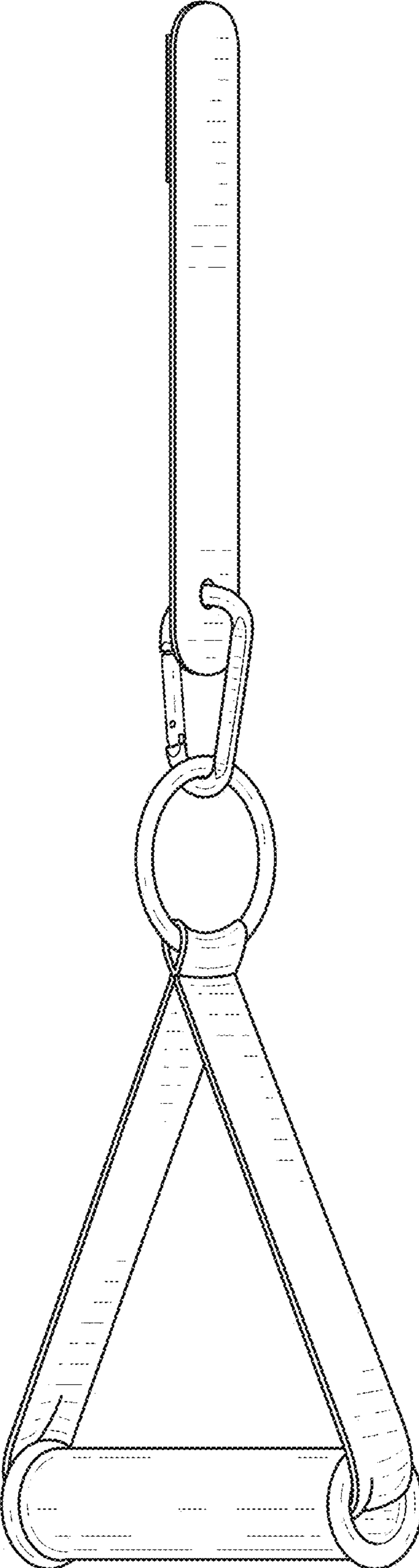


FIG. 2

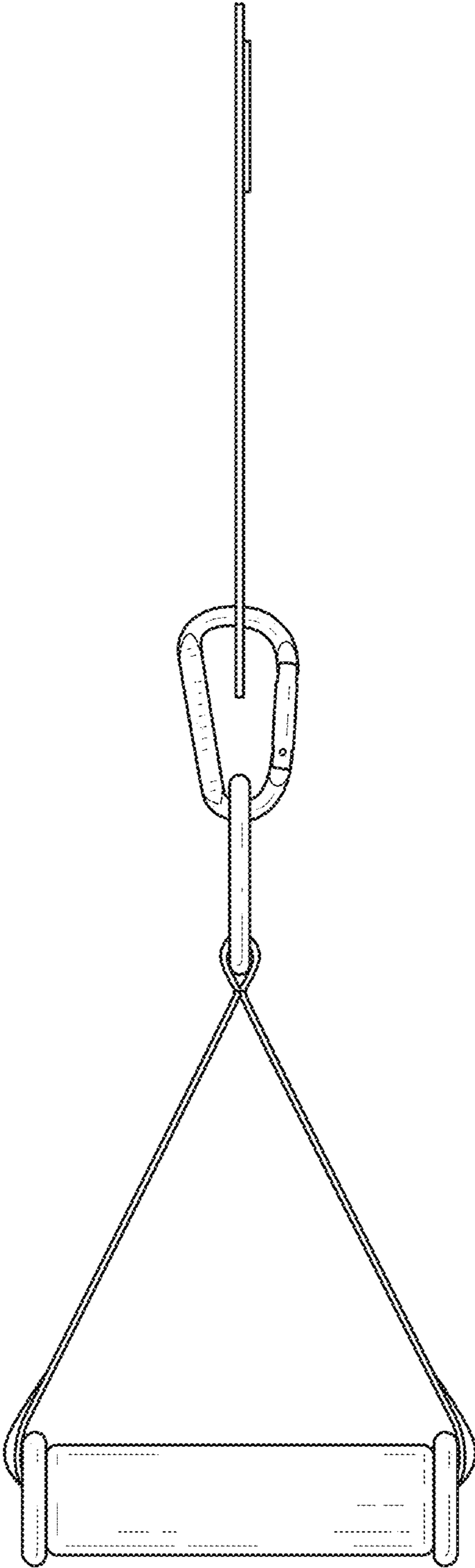


FIG. 3

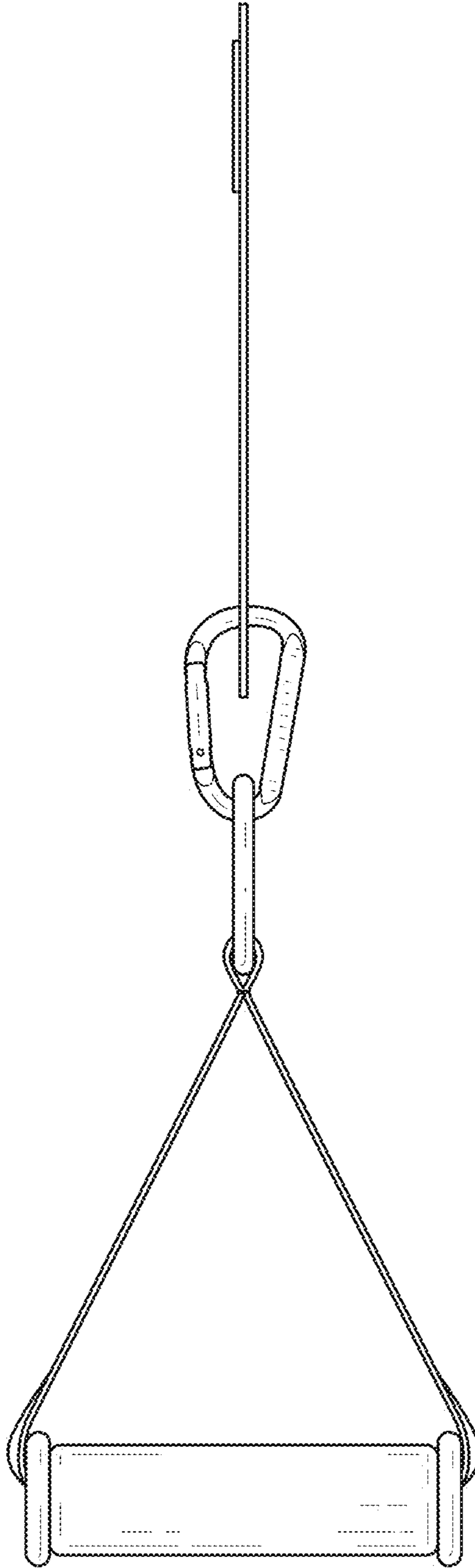


FIG. 4

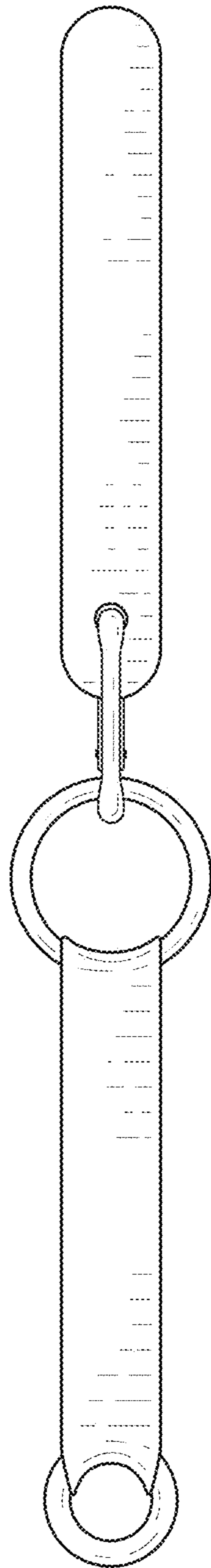


FIG. 5

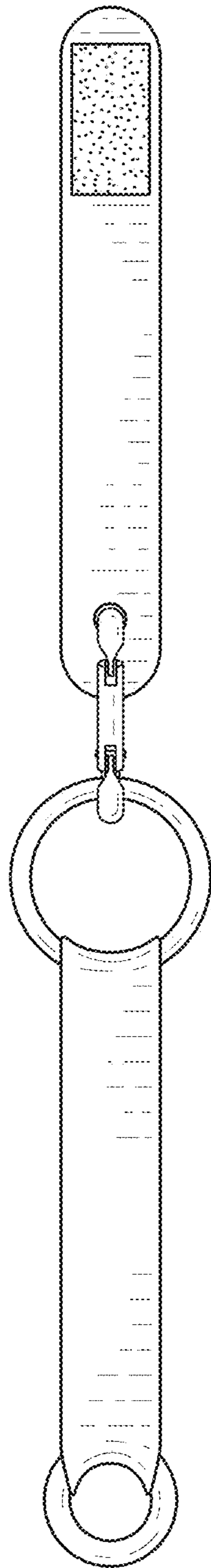


FIG. 6

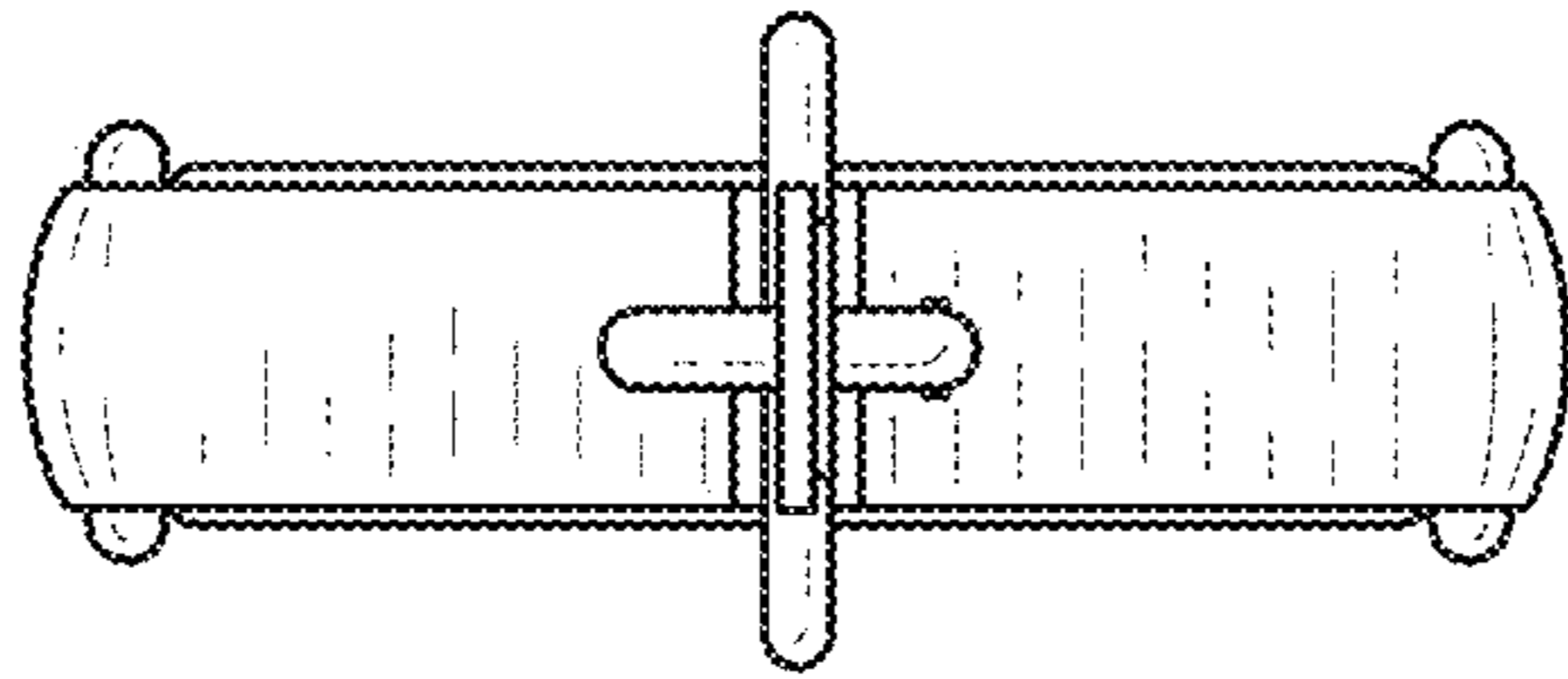


FIG. 7

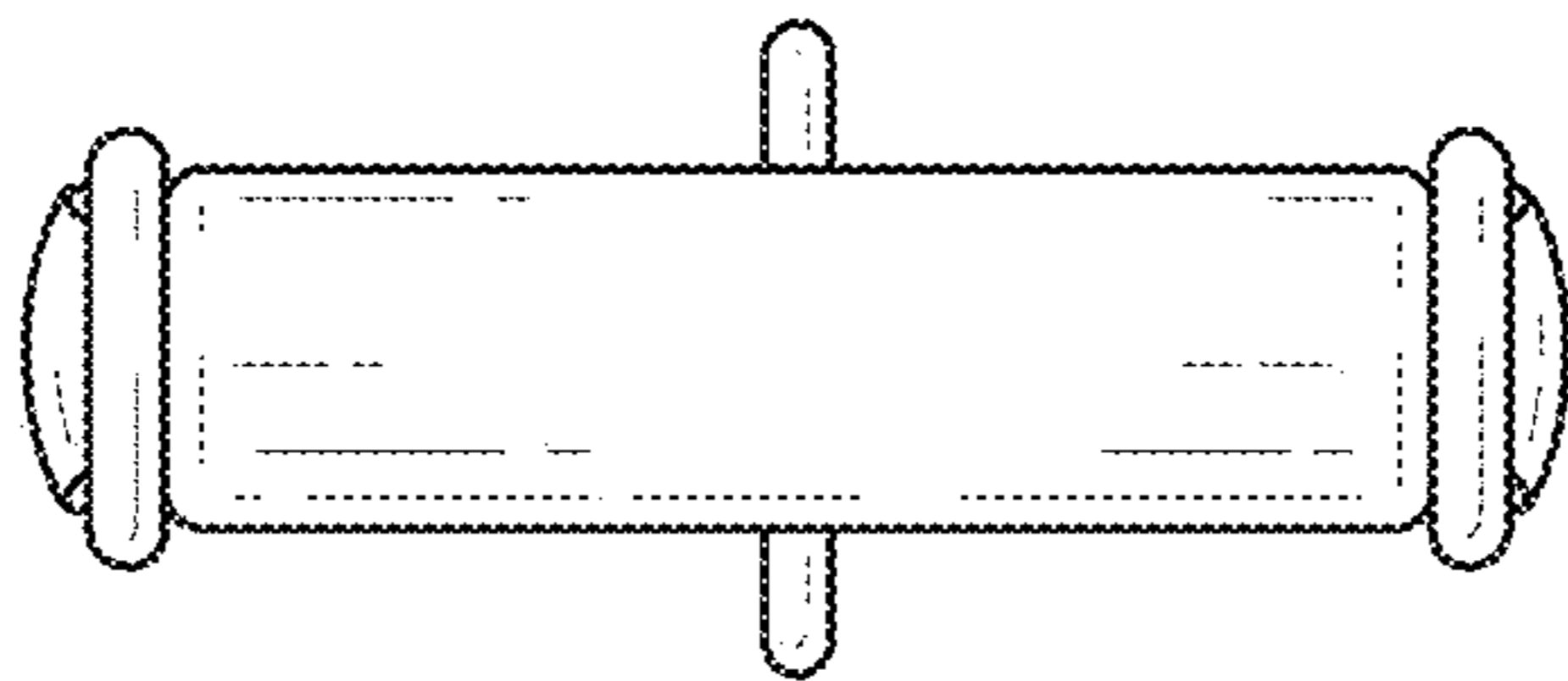


FIG. 8