



US00D934594S

(12) **United States Design Patent** (10) **Patent No.:** **US D934,594 S**
Davis (45) **Date of Patent:** **** *Nov. 2, 2021**

(54) **BABY POCKET ATTACHED TO AN ADULT SIZE BLANKET**

7,584,515 B2 * 9/2009 Jones et al. 5/485
7,647,658 B2 * 1/2010 Wilson 5/485
D614,431 S * 4/2010 Sands D6/608
D619,327 S * 7/2010 Pierson D2/501

(71) Applicant: **Mary Davis**, Missouri City, TX (US)

(Continued)

(72) Inventor: **Mary Davis**, Missouri City, TX (US)

Primary Examiner — Kevin K Rudzinski

(*) Notice: This patent is subject to a terminal disclaimer.

Assistant Examiner — Clare Ann Gannon

(74) *Attorney, Agent, or Firm* — Delphine James

(**) Term: **14 Years**

(57) **CLAIM**

(21) Appl. No.: **29/473,010**

The ornamental design for a baby pocket attached to an adult size blanket, as shown and described.

(22) Filed: **Nov. 18, 2013**

DESCRIPTION

(51) **LOC (13) Cl.** **06-13**

(52) **U.S. Cl.**
USPC **D6/603**

(58) **Field of Classification Search**
USPC D2/500, 501, 894; D3/205, 216, 274,
D3/303; D6/589, 591, 596, 598, 599,
D6/602, 603, 606, 608, 609, 614, 620;
D21/604, 605, 630; 5/485, 486, 495;
2/207; D9/433; 229/67.4, 68.1
CPC A47C 27/081; A47G 9/02; A47G 9/04;
A47G 9/08
See application file for complete search history.

FIG. 1 is a perspective view of the first embodiment of a baby pocket attached to an adult size blanket as shown and described.

FIG. 2 is a side elevation view thereof.

FIG. 3 is a front plan view thereof.

FIG. 4 is a top elevation view thereof.

FIG. 5 is a back plan view thereof.

FIG. 6 is a perspective view of the second embodiment of a baby pocket attached to an adult size blanket thereof.

FIG. 7 is a side elevation view thereof.

FIG. 8 is a front plan view thereof.

FIG. 9 is a top elevation view thereof.

FIG. 10 is a back plan view thereof.

FIG. 11 is a perspective view of the third embodiment of a baby pocket attached to an adult size blanket thereof.

FIG. 12 is a side elevation view thereof.

FIG. 13 is a front plan view thereof.

FIG. 14 is a top elevation view thereof; and,

FIG. 15 is a back plan view thereof.


The FIGS. 1-4, 6-9 and 11-14 are shown in a position of use with an unclaimed baby. The broken lines in the drawings depict portions of the article that are not included in the claim. The baby drawn in the broken lines is environmental subject matter that forms no part of the claimed invention.

(56) **References Cited**

U.S. PATENT DOCUMENTS

1,425,952 A * 8/1922 Fidler 5/485
D341,285 S * 11/1993 Kraus D6/608
D379,730 S * 6/1997 Dickman 5/417
D384,853 S * 10/1997 Parker D6/596
D433,590 S * 11/2000 Johnson D6/608
6,233,763 B1 * 5/2001 Spaan 5/485
D501,350 S * 2/2005 Kelly et al. D6/603
D510,195 S * 10/2005 Adams D6/608
D531,443 S * 11/2006 Sabeti et al. D6/608
D538,095 S 3/2007 Turner
D546,613 S * 7/2007 OConnor D6/602
D594,684 S * 6/2009 Wilson D6/603

1 Claim, 6 Drawing Sheets



(56)

References Cited

U.S. PATENT DOCUMENTS

D634,149	S *	3/2011	St. James	D6/608
8,056,161	B2 *	11/2011	Barry	5/494
8,516,632	B2 *	8/2013	Ogundare	5/485
D693,971	S *	11/2013	Daugherty	D30/158
D707,466	S *	6/2014	Lancaster	D6/603
D708,870	S *	7/2014	George	D6/608
D757,462	S *	5/2016	Mathews	D6/608
D771,978	S *	11/2016	McCullough, Jr.	D6/603
D806,356	S *	1/2018	McMillan	D2/728
D821,782	S *	7/2018	Turlick	D6/603
D830,735	S *	10/2018	Johnson	D6/603
D834,352	S *	11/2018	Oyekan	D6/608
D850,158	S *	6/2019	Daniels	D6/603
D856,032	S *	8/2019	Hindley	D6/603
D878,810	S *	3/2020	O'Donnell	D6/603
D880,196	S *	4/2020	Wright	D6/602
D896,554	S *	9/2020	Chen	D6/603
D898,452	S *	10/2020	Moule	D6/602
D919,334	S *	5/2021	Beamen	D6/608
2007/0157384	A1 *	7/2007	Alexander	5/494
2007/0186345	A1 *	8/2007	Mankin	5/485
2008/0028518	A1 *	2/2008	Miotke et al.	5/482
2010/0138996	A1 *	6/2010	Davis	5/485
2013/0189898	A1 *	7/2013	Abbott	A47G 9/0207 446/73

* cited by examiner

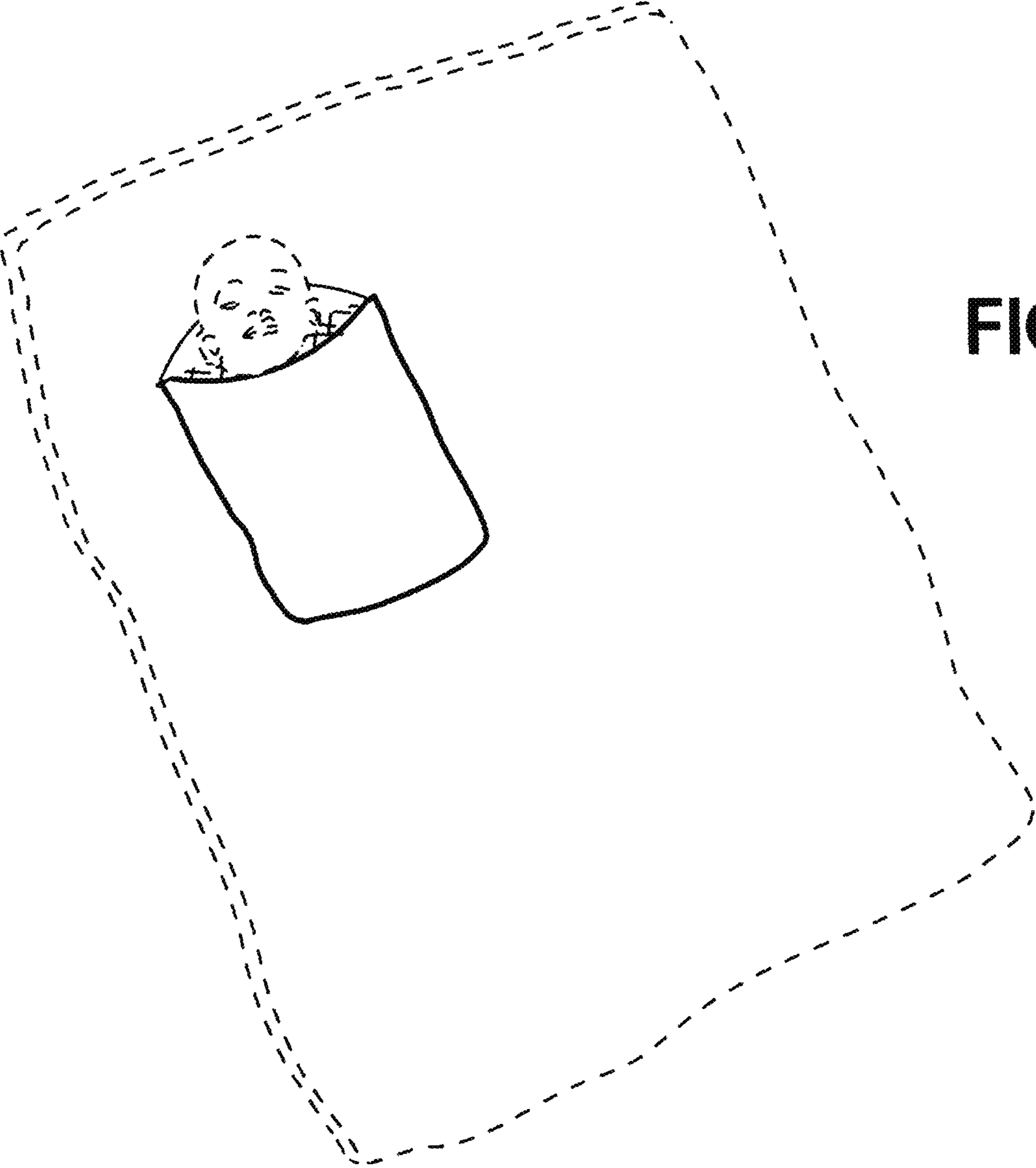


FIG. 1




FIG. 2




FIG. 3



FIG. 4




FIG 5

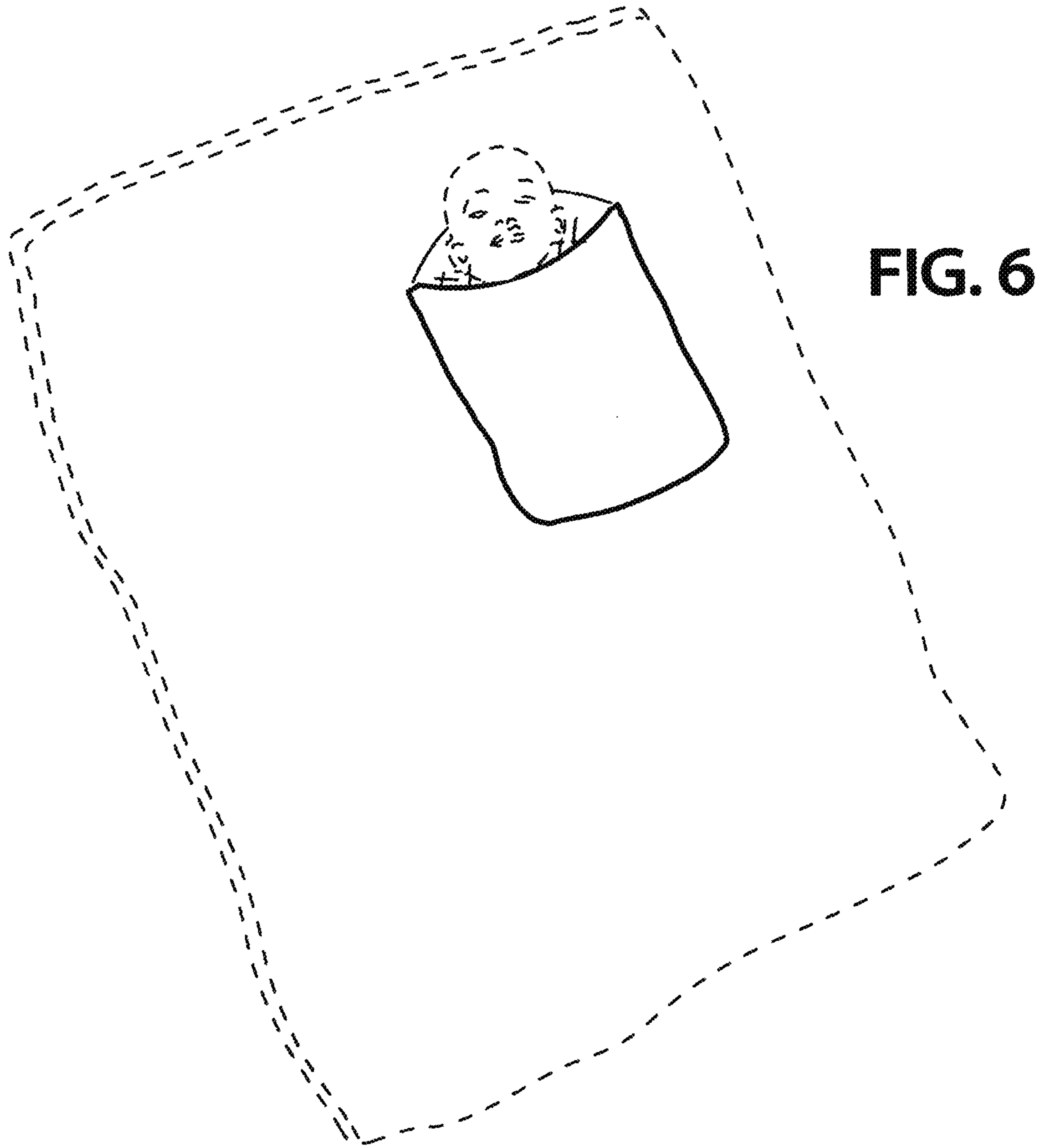


FIG. 6




FIG. 7

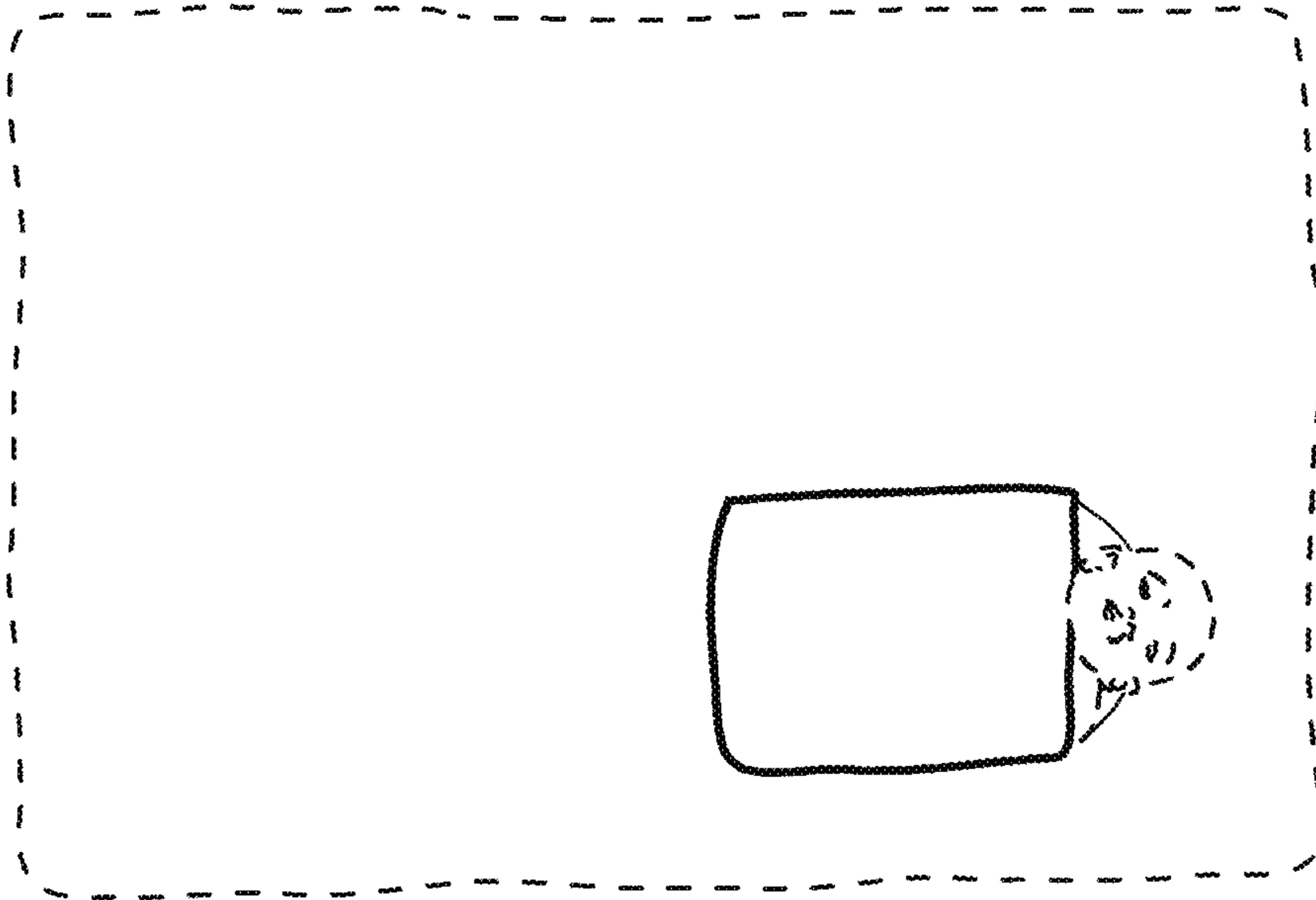


FIG. 8



FIG. 9

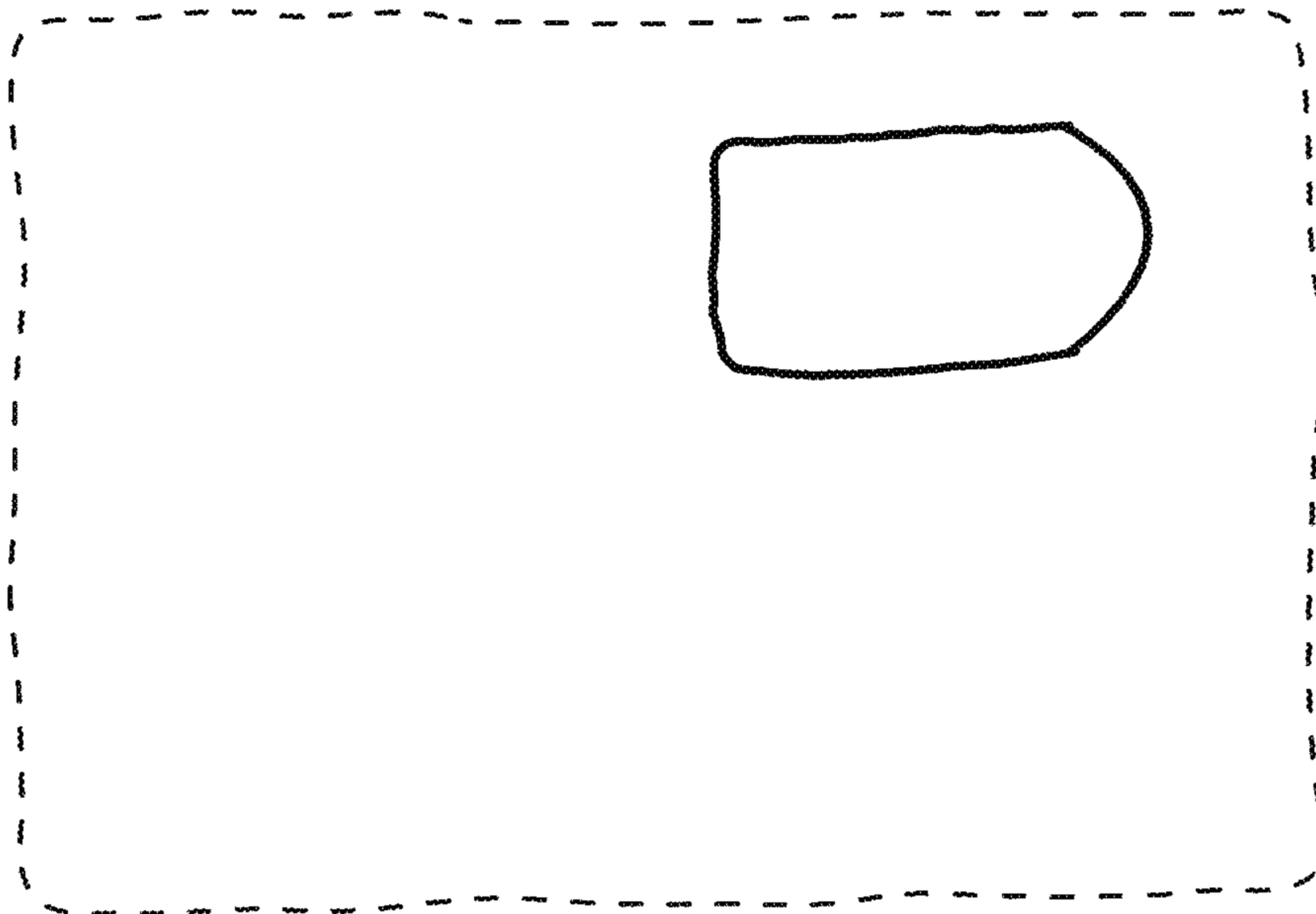


FIG. 10

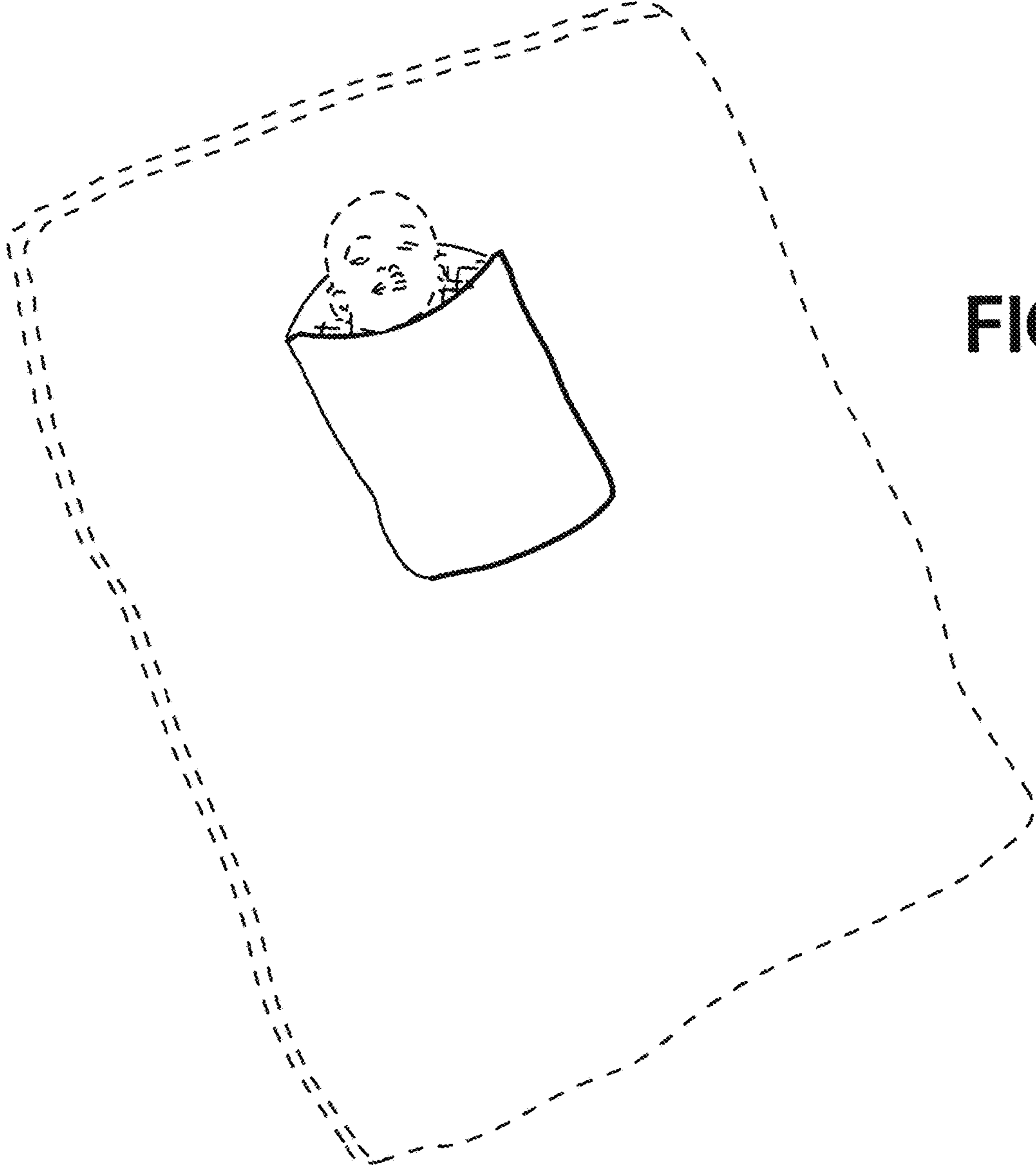


FIG. 11



FIG. 12

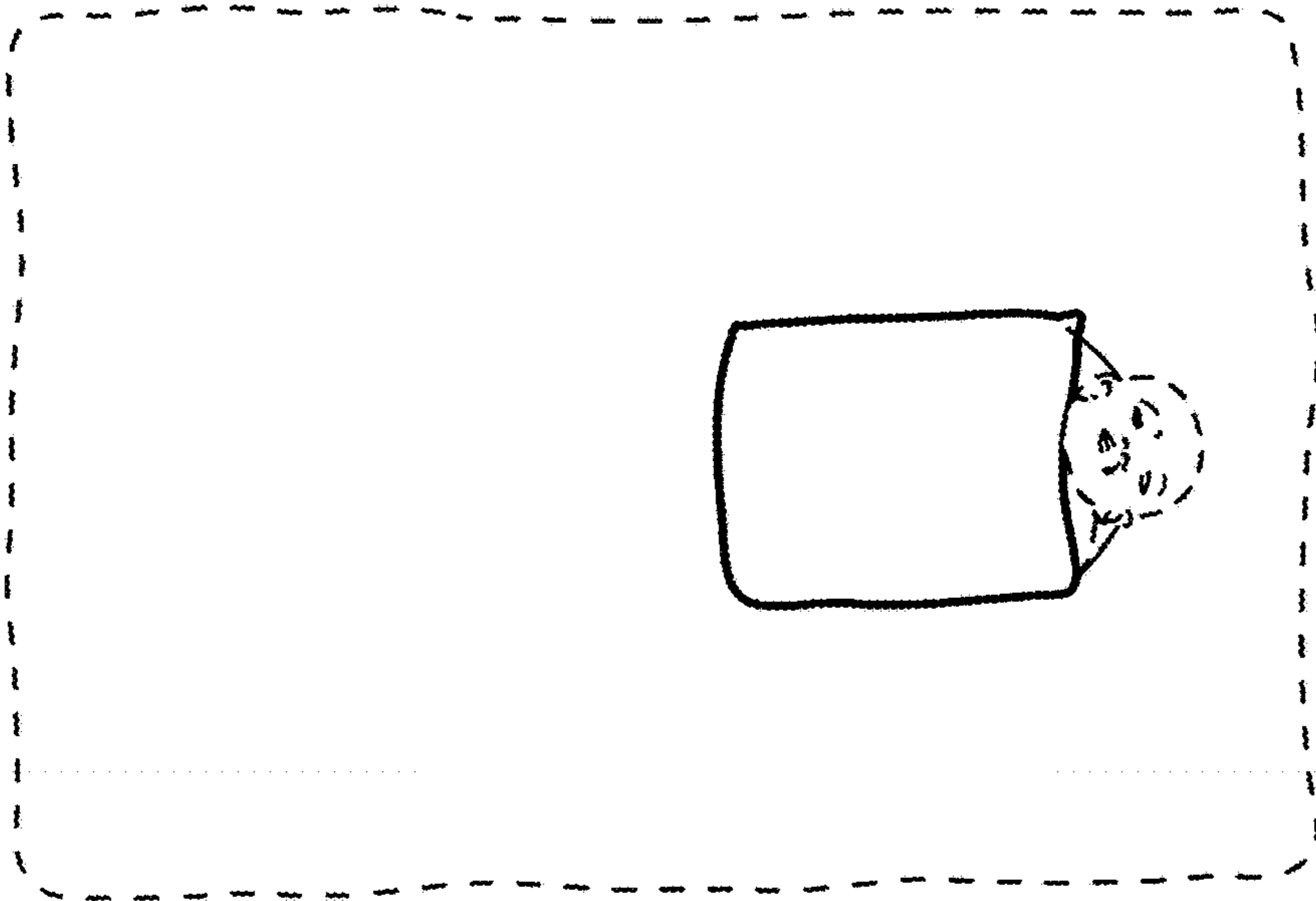


FIG. 13



FIG. 14

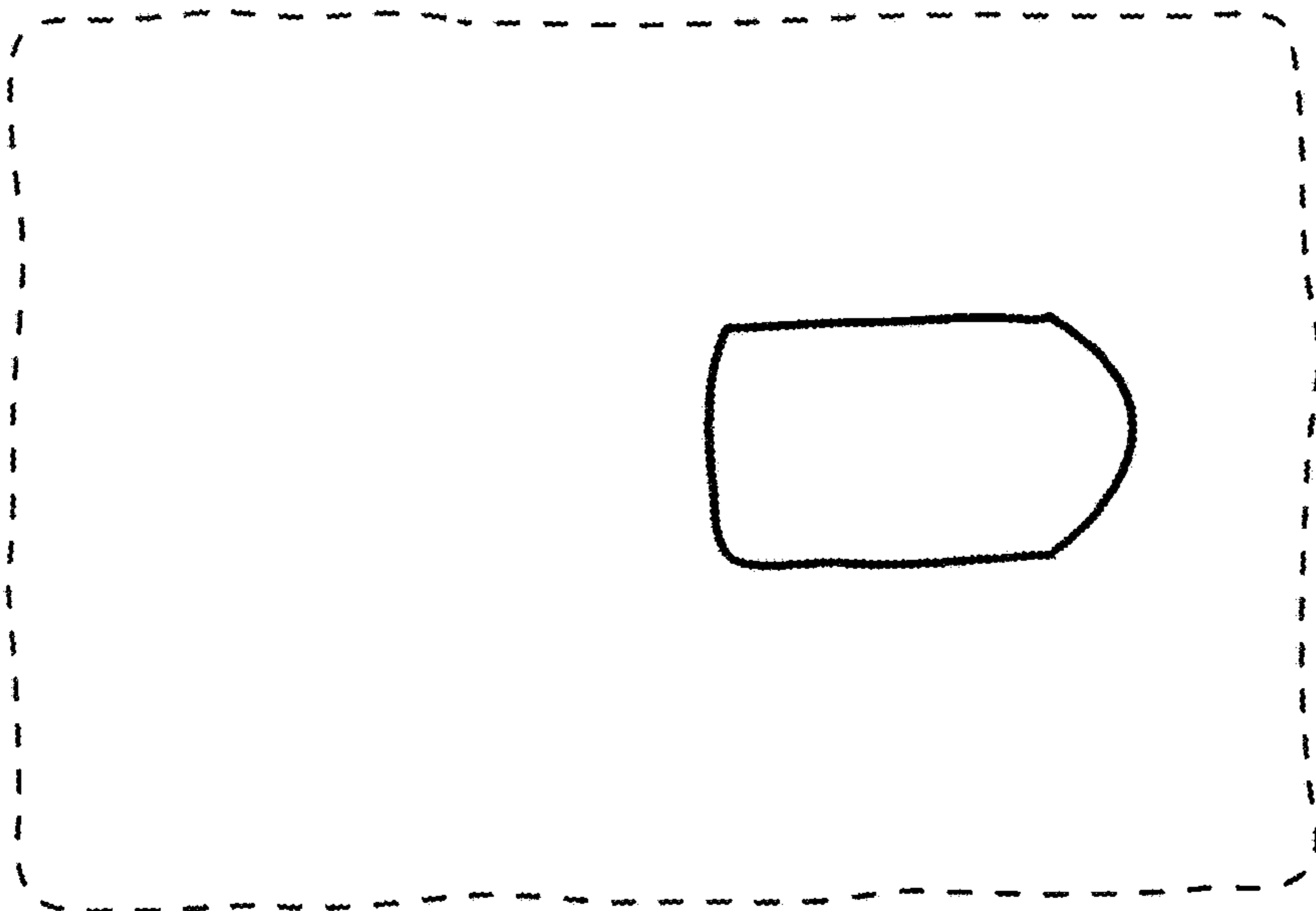


FIG. 15