



US00D934582S

(12) **United States Design Patent**
Haham et al.

(10) **Patent No.:** **US D934,582 S**
(45) **Date of Patent:** **** Nov. 2, 2021**

(54) **SEAT**
(71) Applicant: **Keter Plastic Ltd.**, Herzliya (IL)
(72) Inventors: **Yaacov Haham**, Ashkelon (IL); **Hanna Spaander**, Tel Aviv (IL); **Ron Eyal**, Shaked (IL)
(73) Assignee: **KETER PLASTIC LTD.**, Herzliya (IL)

2,528,949 A * 11/1950 Engstrom A47C 3/18
248/425
D716,569 S * 11/2014 Werner D6/352
D818,279 S * 5/2018 Chiaramonte D6/352
D904,776 S * 12/2020 Li D6/352
D910,325 S * 2/2021 Li D6/352
D915,089 S * 4/2021 Li D6/352
D917,903 S * 5/2021 Lin A47C 3/24
D6/352

(**) Term: **15 Years**
(21) Appl. No.: **29/725,867**
(22) Filed: **Feb. 27, 2020**

(30) **Foreign Application Priority Data**

Aug. 29, 2019 (IL) 64134

(51) **LOC (13) Cl.** **06-01**

(52) **U.S. Cl.**
USPC **D6/349**

(58) **Field of Classification Search**
USPC D6/334, 346, 349, 355, 360, 361, 362,
D6/363, 364, 365, 366, 367, 368, 371,
D6/372, 374, 375, 379, 380, 716.4, 716.7
CPC A47C 3/00; A47C 3/12; A47C 3/20; A47C
3/32; A47C 1/00; A47C 1/022; A47C
1/024; A47C 1/04; A47C 1/06; A47C
7/24; A47C 7/36; A47C 7/46; A47C 7/18;
A47C 7/40; A47C 3/18
See application file for complete search history.

(56) **References Cited**

U.S. PATENT DOCUMENTS

2,415,663 A * 2/1947 Vitek A47C 3/28
297/344.18
2,525,670 A * 10/1950 Hamilton A47C 7/26
5/402

OTHER PUBLICATIONS

Enhancing Your Habitat. <https://www.enhancingyourhabitat.com/Brass-Finish-Quilted-Leather-Seat-Industrial-Bar-Stool>. "Brass Finish & Quilted Leather Seat Industrial Bar Stool". Date Unknown: Viewed Jun. 2021 (Year: 2021).*

Enhancing Your Habitat. <https://www.enhancingyourhabitat.com/Industrial-Iron-Quilted-Leather-Seat-Stool-black-finish-metal>. "Industrial Iron & Quilted Leather Seat Stool". Date Unknown: Viewed Jun. 2021 (Year: 2021).*

* cited by examiner

Primary Examiner — R. Johnson
(74) *Attorney, Agent, or Firm* — Vorys, Sater, Seymour and Pease LLP; William L. Klima

(57) **CLAIM**

The ornamental design for a seat, as shown and described.

DESCRIPTION

FIG. 1 is a front perspective view of a new design for a seat; FIG. 2 is a left side view thereof; FIG. 3 is a right side view thereof; FIG. 4 is a front view thereof; FIG. 5 is a rear view thereof; FIG. 6 is a top view thereof; and, FIG. 7 is a bottom view thereof.

The broken lines shown in the drawings illustrate unclaimed portions and form no part of the claimed design.

1 Claim, 4 Drawing Sheets



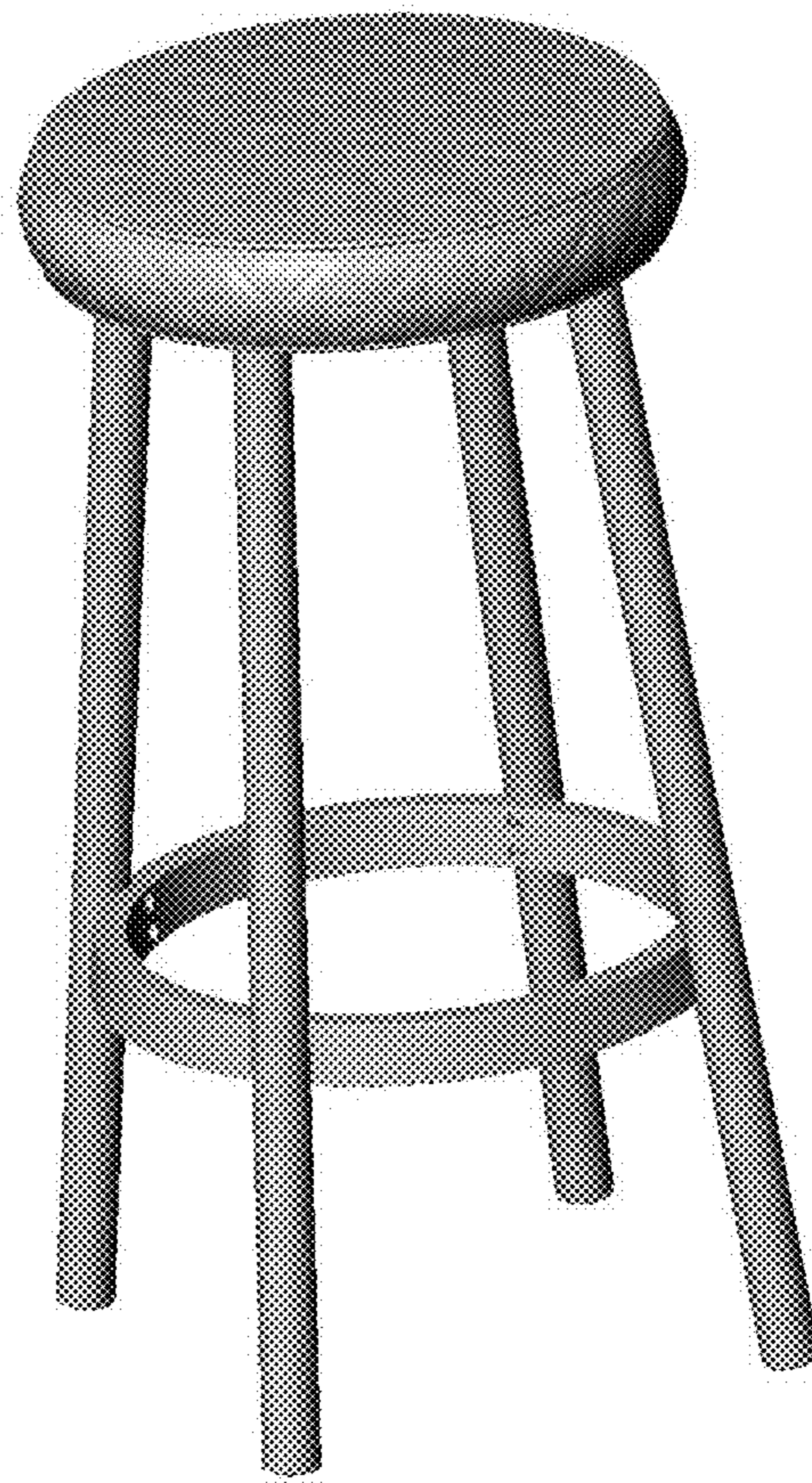


FIG. 1

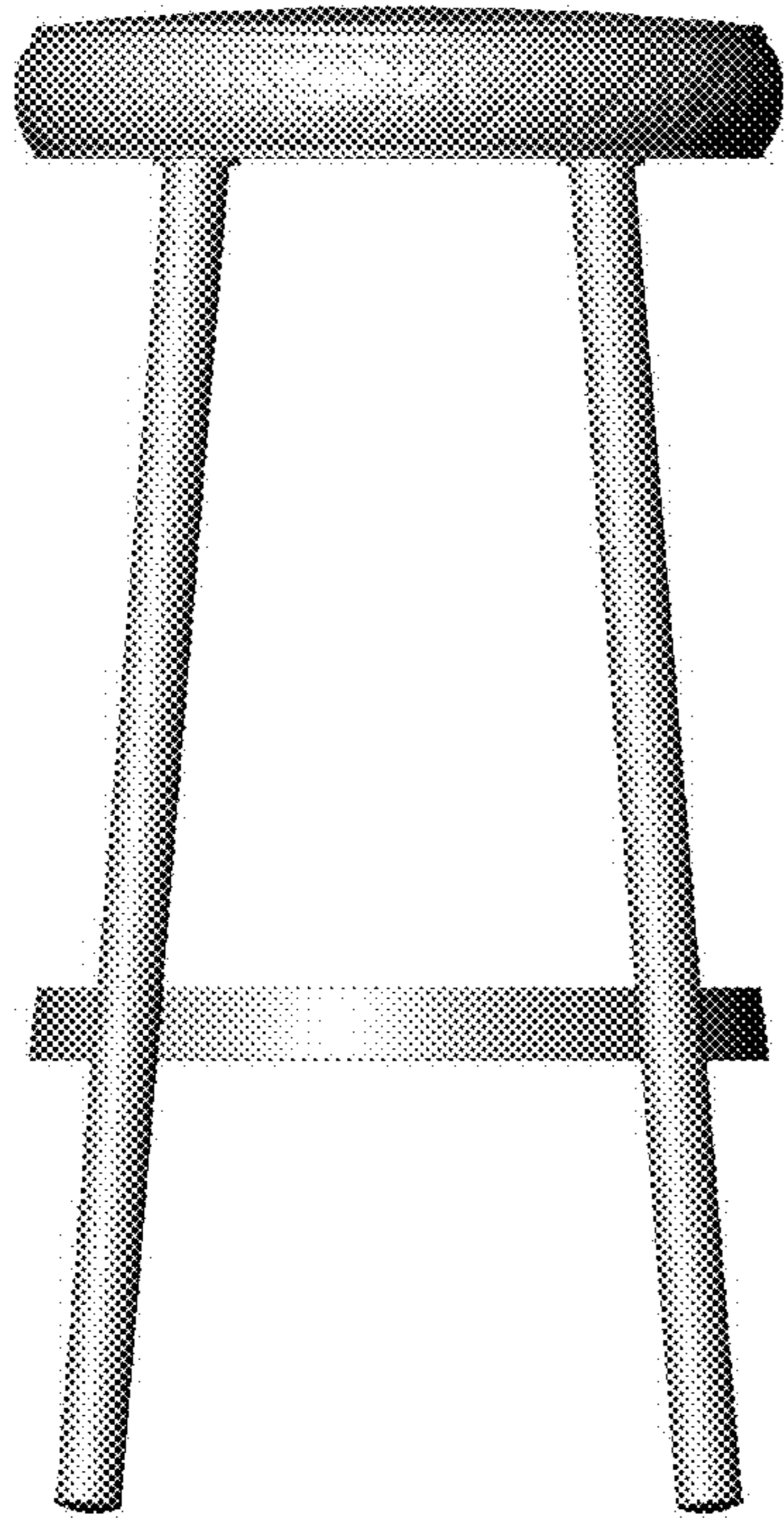


FIG. 2

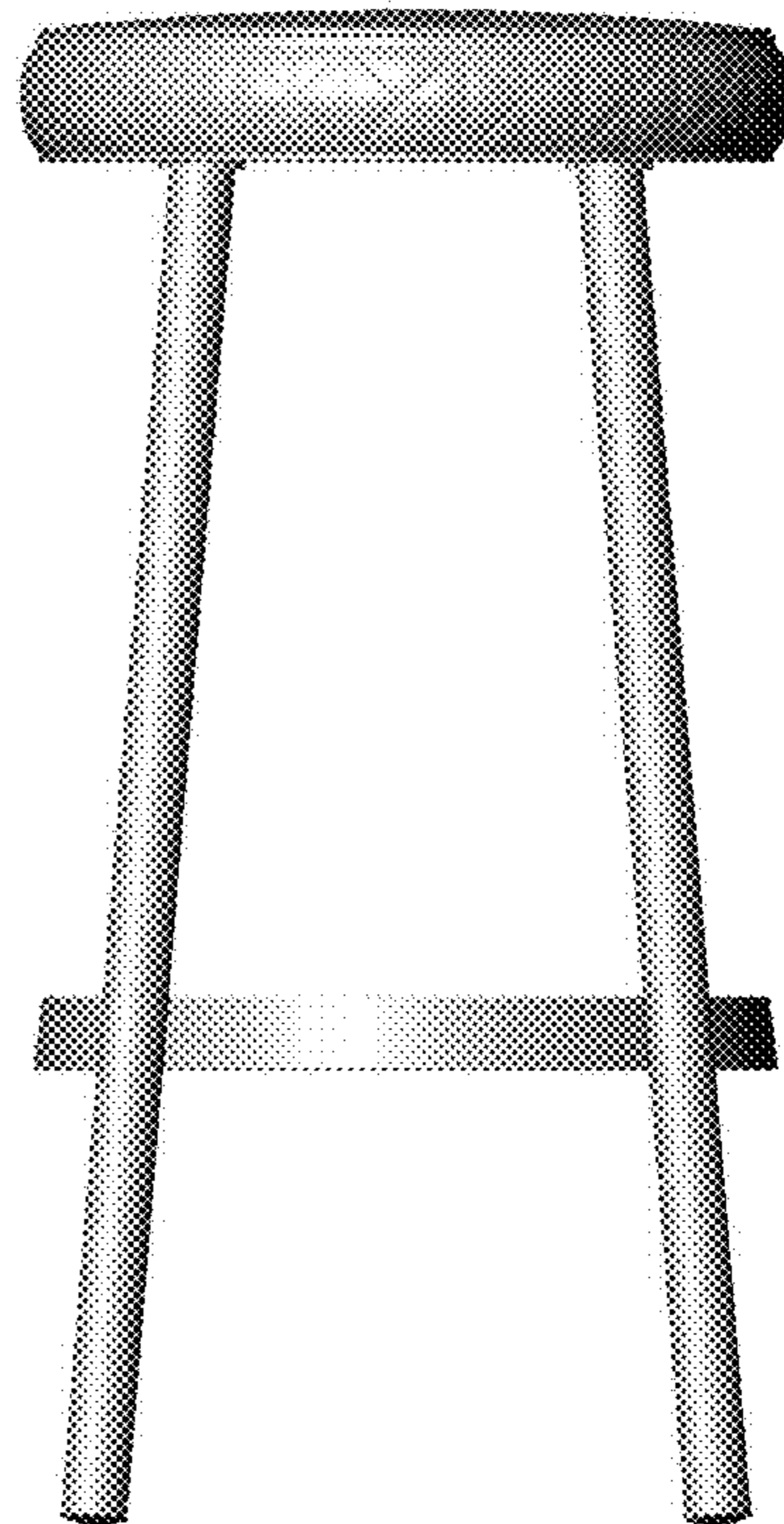


FIG. 3

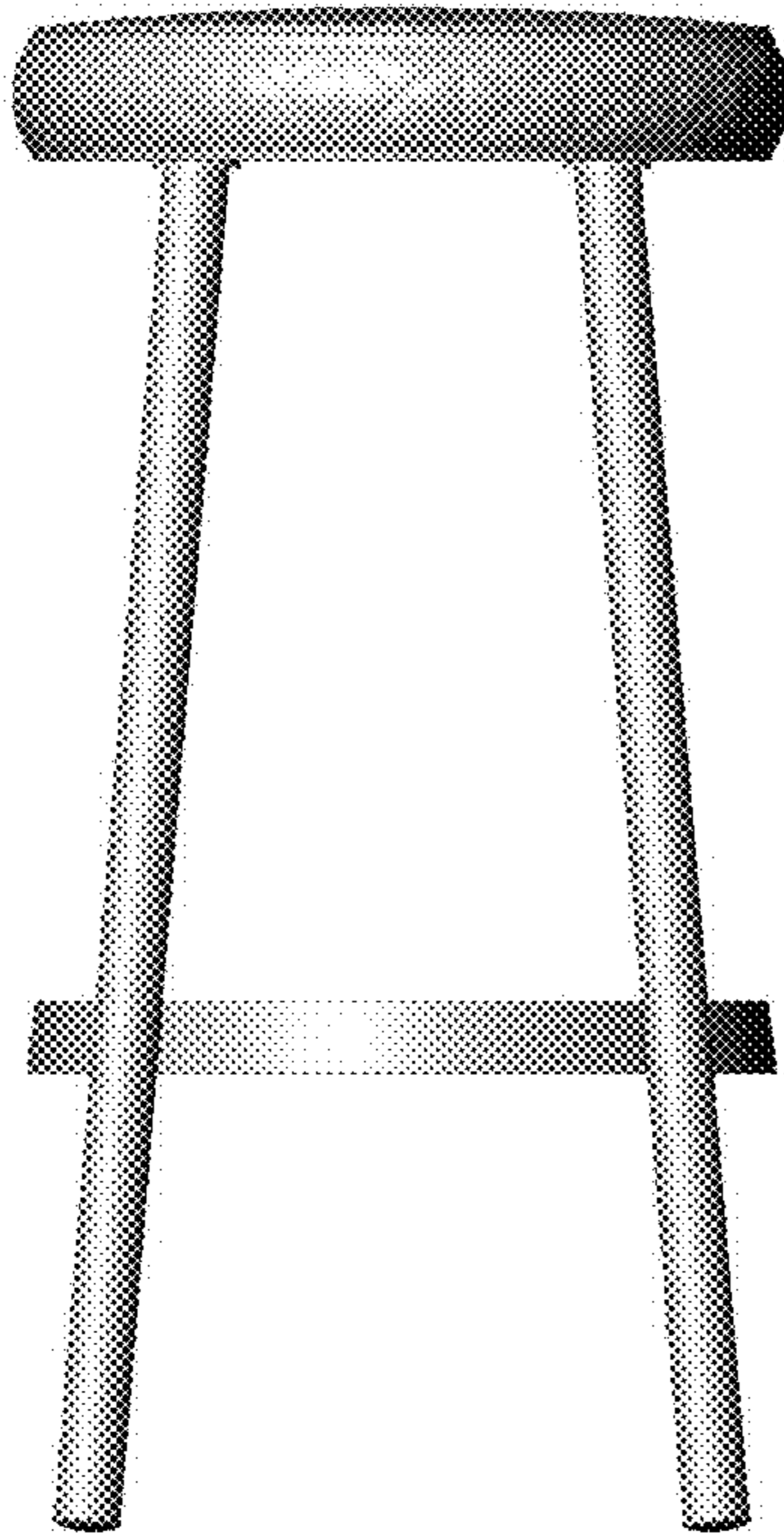


FIG. 4

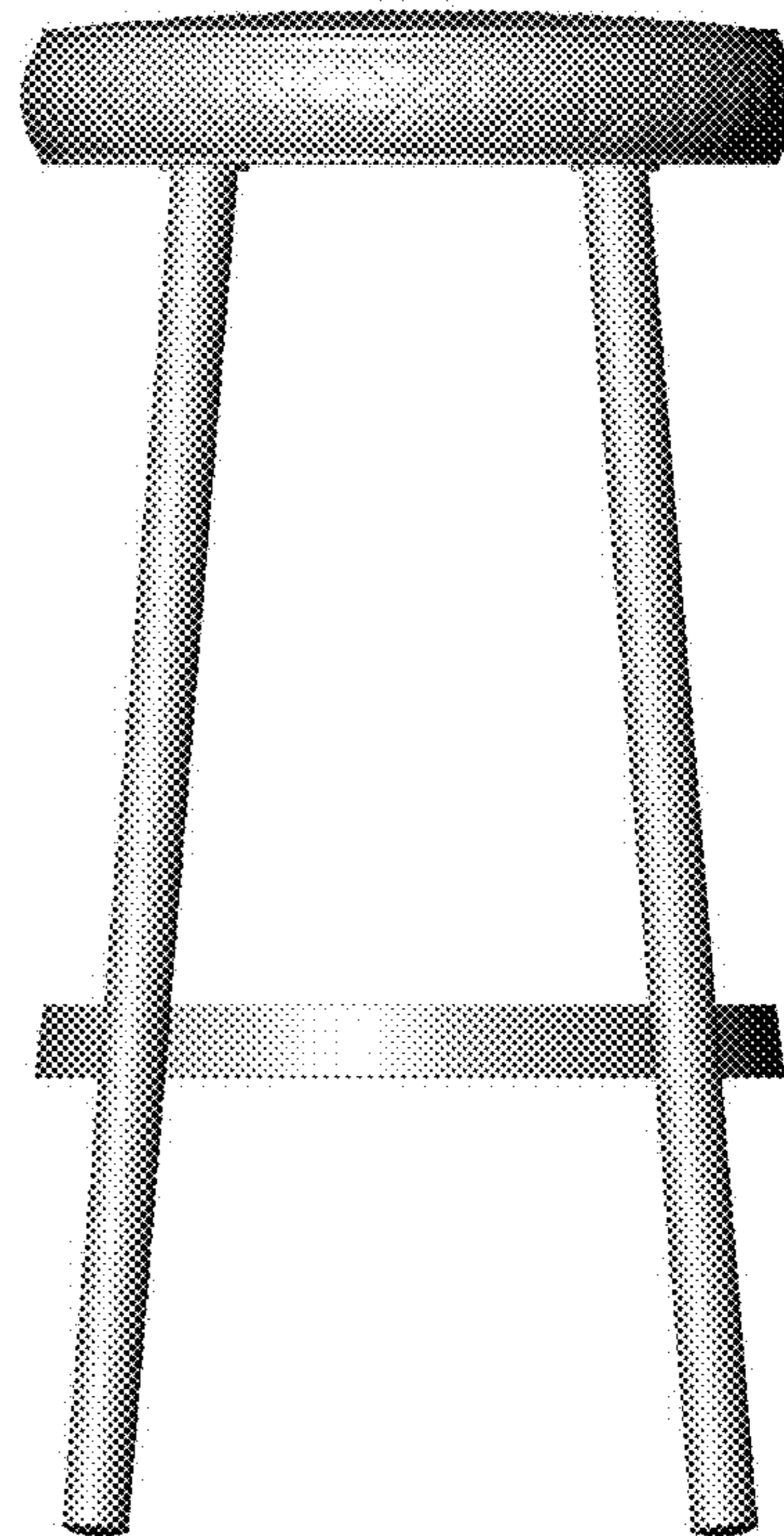


FIG. 5




FIG. 6

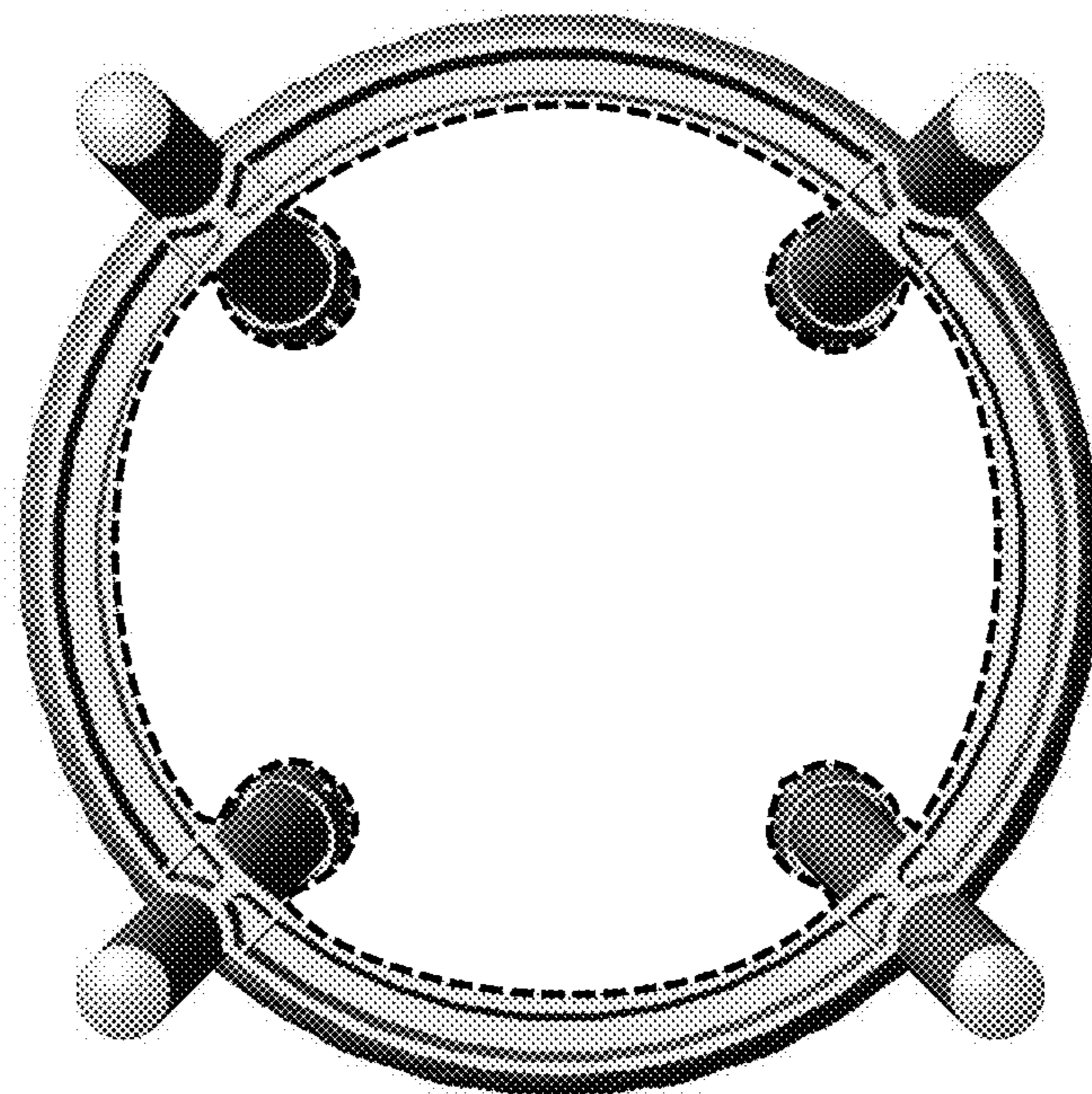


FIG. 7