



US00D934578S

(12) **United States Design Patent** (10) **Patent No.:** **US D934,578 S**
Hurlemann (45) **Date of Patent:** **** Nov. 2, 2021**

(54) **MULTIFUNCTIONAL OFFICE PARTITION**

(71) Applicant: **Vitra Patente AG**, Birsfelden (CH)

(72) Inventor: **Stephan Hurlemann**, Zurich (CH)

(73) Assignee: **Vitra Patente AG**, Birsfelden (CH)

(**) Term: **15 Years**

(21) Appl. No.: **29/787,461**

(22) Filed: **Jun. 7, 2021**

Related U.S. Application Data

(62) Division of application No. 29/685,439, filed on Mar. 28, 2019, now Pat. No. Des. 921,377.

Foreign Application Priority Data

Oct. 1, 2018 (WO) WIPO75915

(51) **LOC (13) Cl.** **06-06**

(52) **U.S. Cl.**
USPC **D6/332**

(58) **Field of Classification Search**
USPC D6/332
CPC E04B 2002/7496; E04B 2002/7479; E04B 2002/7481; E04B 2002/742; E04B 2002/7498; E04B 2/00; E04B 2/72; E04B 2/74; E04B 2/7401; E04B 2/7405; E04B 2/827; E04B 2/7872; E04B 2/7854; A47G 5/00

See application file for complete search history.

(56) **References Cited**

U.S. PATENT DOCUMENTS

D446,028 S 8/2001 Ruedinger et al.
D642,390 S * 8/2011 West D6/332

D669,693 S 10/2012 Goranson et al.
D669,694 S * 10/2012 Yoo D6/332
9,010,045 B1 4/2015 Kopish et al.
9,328,504 B2 5/2016 Gosling et al.
9,622,602 B2 4/2017 Potter
RE47,132 E 11/2018 Gosling et al.
10,508,452 B2 12/2019 Hooper
10,617,207 B2 4/2020 Hsiao
10,689,844 B2 6/2020 Patton et al.

* cited by examiner

Primary Examiner — Doris Clark

(74) *Attorney, Agent, or Firm* — Dentons US LLP

(57) **CLAIM**

I claim the ornamental design for a multifunctional office partition, as shown and described.

DESCRIPTION

FIG. 1 is an isometric view of a multifunctional office partition, showing a front and right sides of the multifunctional office partition;

FIG. 2 is a front elevational view of the multifunctional office partition of FIG. 1;

FIG. 3 is a right-side elevational view of the multifunctional office partition of FIG. 1;

FIG. 4 is a rear elevational view of the multifunctional office partition of FIG. 1;

FIG. 5 is a left-side elevational view of the multifunctional office partition of FIG. 1;

FIG. 6 is a top view of the multifunctional office partition of FIG. 1; and,

FIG. 7 is a bottom view of the multifunctional office partition of FIG. 1.

The figures are illustrated with various gray levels of surface shading to show contrasting appearance of different portions of the design. No particular color or design pattern is claimed.

1 Claim, 7 Drawing Sheets

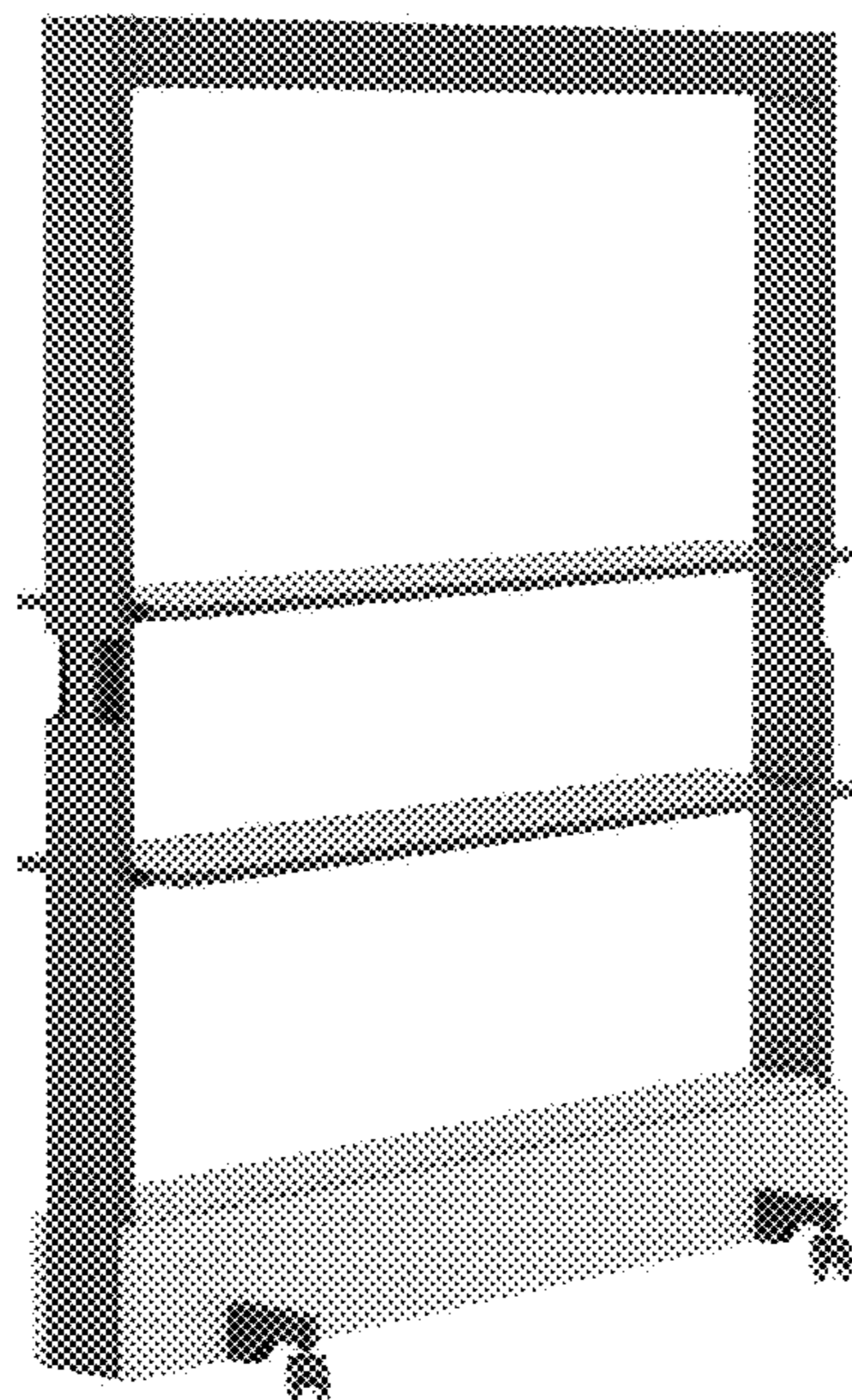




FIG. 1




FIG. 2




FIG. 3




FIG. 4




FIG. 5




FIG. 6




FIG. 7