



US00D934571S

(12) **United States Design Patent**  
**Wang**

(10) **Patent No.:** **US D934,571 S**

(45) **Date of Patent:** **\*\* Nov. 2, 2021**

(54) **HAIRBRUSH**

(71) Applicant: **CANDYBRUSH LLC**, Las Vegas, NV  
(US)

(72) Inventor: **Liangwei Wang**, Ningbo (CN)

(\*\*) Term: **15 Years**

(21) Appl. No.: **29/724,801**

(22) Filed: **Feb. 19, 2020**

(51) **LOC (13) Cl.** ..... **04-02**

(52) **U.S. Cl.**  
USPC ..... **D4/134**

(58) **Field of Classification Search**  
USPC ..... D4/100, 102, 114, 115, 116, 117, 118,  
D4/119, 120, 121, 122, 123, 124, 125,  
D4/126, 127, 128, 129, 130, 131, 132,  
D4/133, 134, 135, 136, 137, 138, 199;  
D30/158, 159  
CPC ..... A46B 5/02; A46B 9/005; A46B 9/023;  
A46B 9/026; A46B 9/028; A46B 9/06;  
A46B 2200/104; A46B 5/0025; A46B  
5/0037  
See application file for complete search history.

8,857,005 B2 \* 10/2014 Shim ..... A46B 5/0025  
15/169  
D783,292 S \* 4/2017 Chang ..... D4/128  
D784,705 S \* 4/2017 York ..... D4/128  
D815,839 S \* 4/2018 Rosenzweig ..... D4/136  
D820,603 S \* 6/2018 Yoon ..... D4/138  
D828,040 S \* 9/2018 Rosenzweig ..... D4/138  
D830,704 S \* 10/2018 Treeby ..... D4/134  
D837,532 S \* 1/2019 Dunn ..... D4/136  
D845,644 S \* 4/2019 Kuo ..... D4/134  
D895,299 S \* 9/2020 Sun ..... D4/134  
D895,300 S \* 9/2020 Sun ..... D4/134  
D900,481 S \* 11/2020 Chen ..... D4/133  
D913,703 S \* 3/2021 Sze ..... D4/134  
2019/0261768 A1 \* 8/2019 Tsui ..... A45D 19/02

**FOREIGN PATENT DOCUMENTS**

EM 004023935-0002 \* 6/2017  
EM 005818028-0003 \* 11/2018  
EM 005818028-0005 \* 11/2018  
WO WO-D206184-003 \* 7/2020

\* cited by examiner

*Primary Examiner* — Karen E Eldridge Powers

(57) **CLAIM**

The ornamental design for a hairbrush, as shown and described.

**DESCRIPTION**


FIG. 1 is a front elevational view of a hairbrush showing my new design;  
FIG. 2 is a rear elevational view thereof;  
FIG. 3 is a left side view thereof;  
FIG. 4 is a right side view thereof;  
FIG. 5 is a top plan view thereof;  
FIG. 6 is a bottom plan view thereof; and,  
FIG. 7 is a perspective view thereof.

**1 Claim, 7 Drawing Sheets**

(56) **References Cited**

**U.S. PATENT DOCUMENTS**

674,120 A \* 5/1901 Montgomery ..... A46B 7/04  
15/176.5  
1,654,036 A \* 12/1927 Carpenter ..... A46B 13/04  
15/180  
3,314,096 A \* 4/1967 Berliner ..... A46B 7/04  
15/207.2  
3,346,901 A \* 10/1967 Fay ..... A46B 15/00  
15/160  
D245,857 S \* 9/1977 Grube ..... D23/223  
D357,810 S \* 5/1995 Evans ..... D4/114



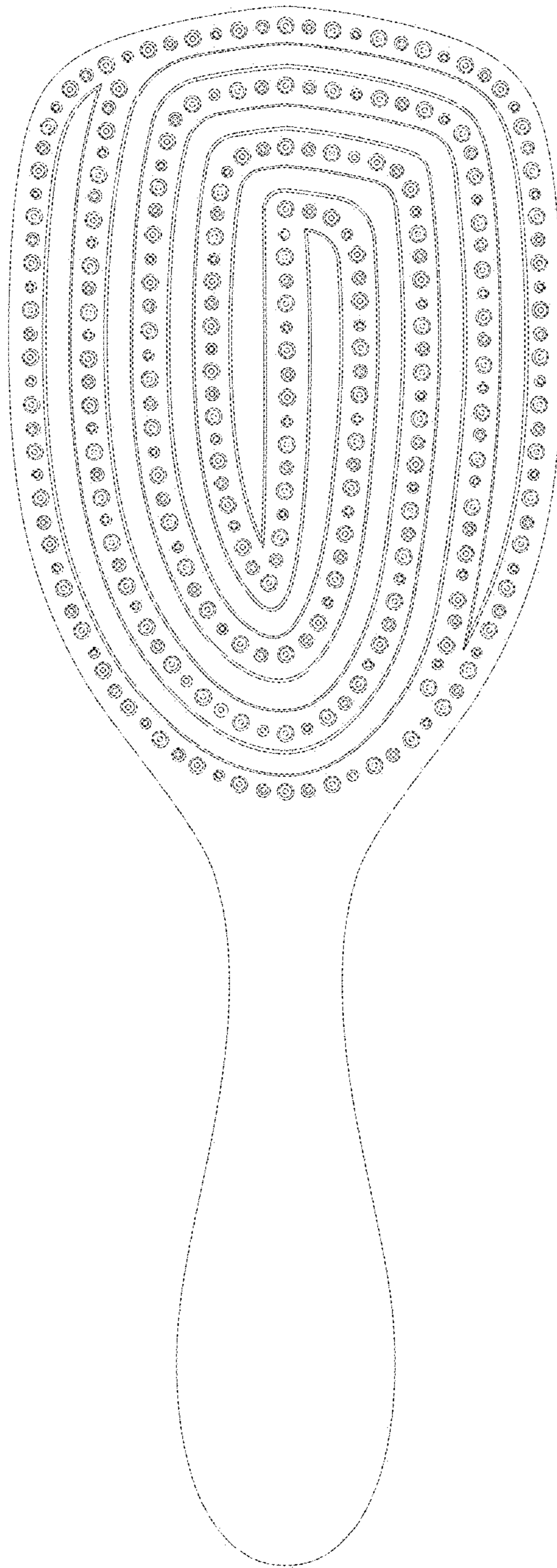


FIG. 1

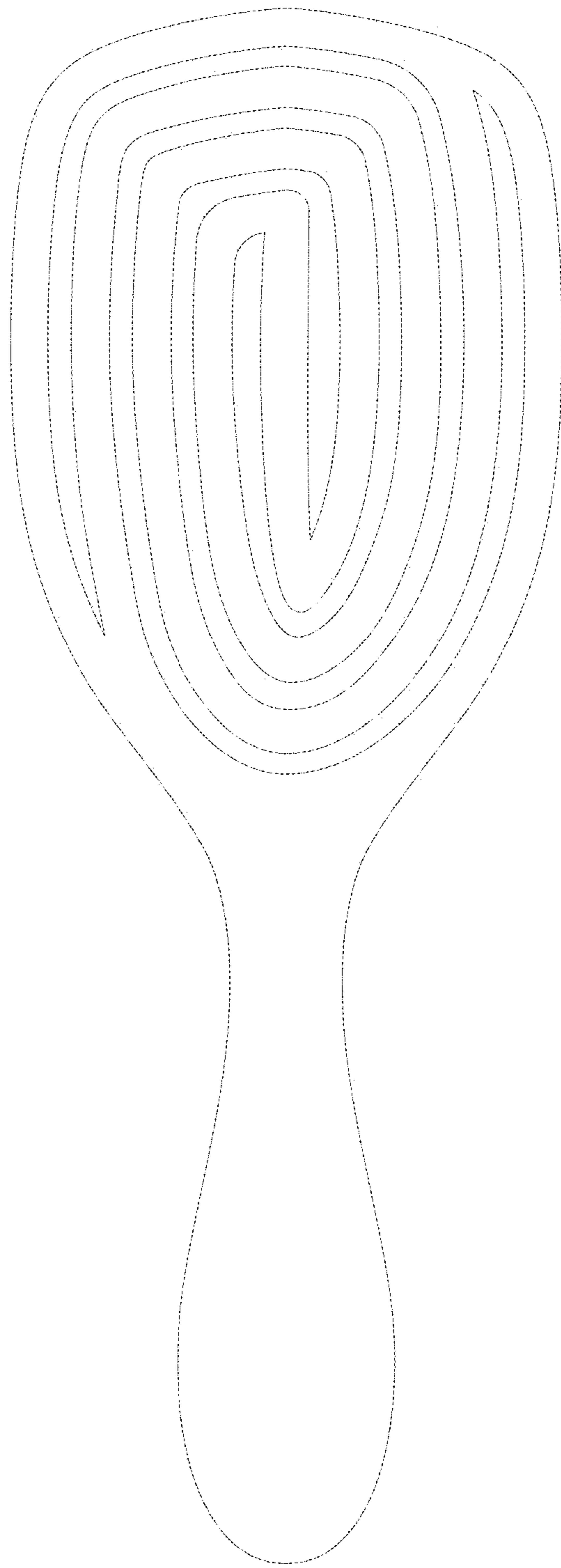


FIG. 2

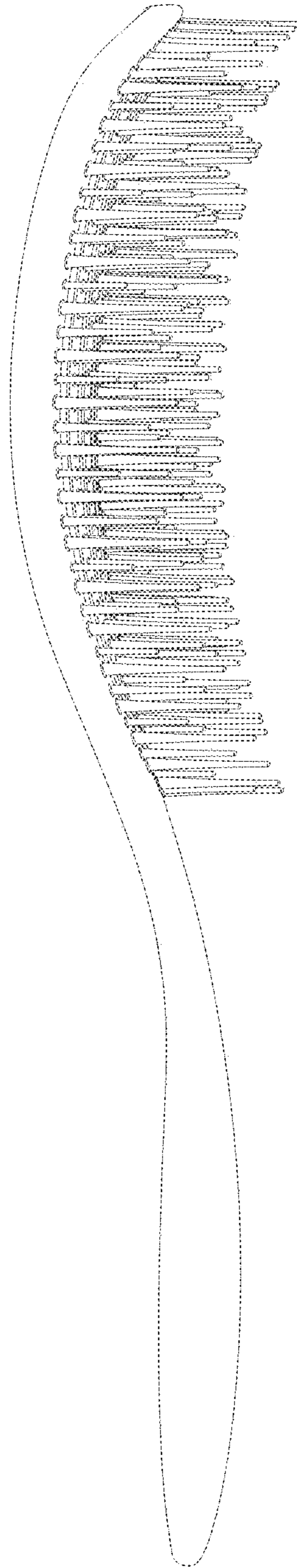


FIG. 3

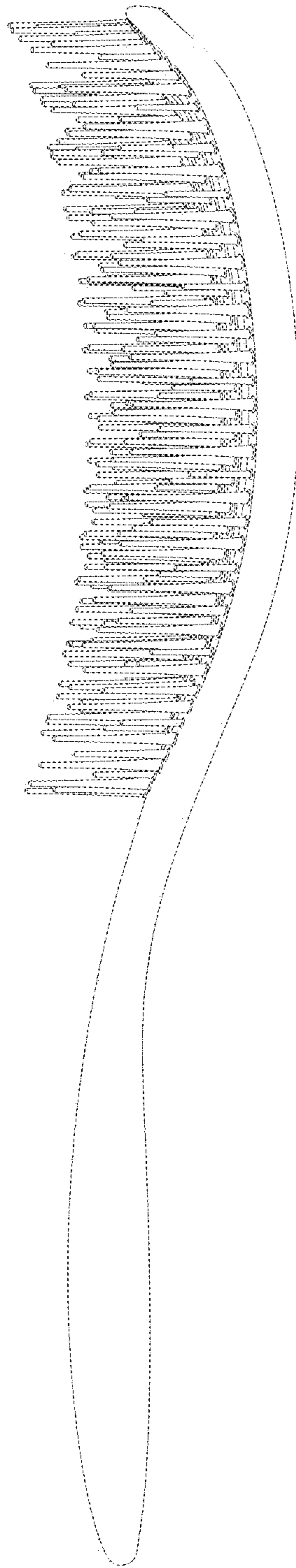


FIG. 4

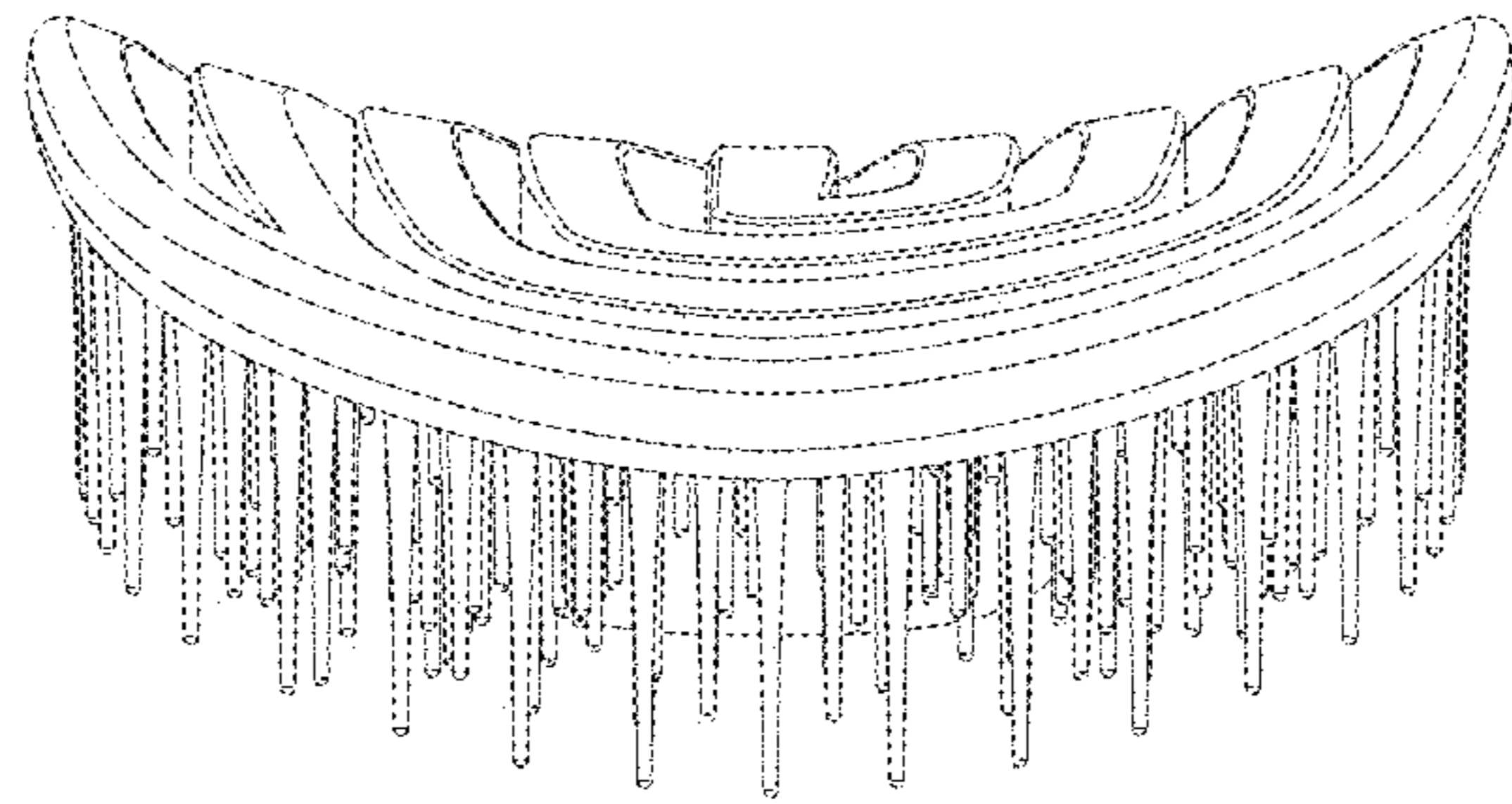


FIG. 5

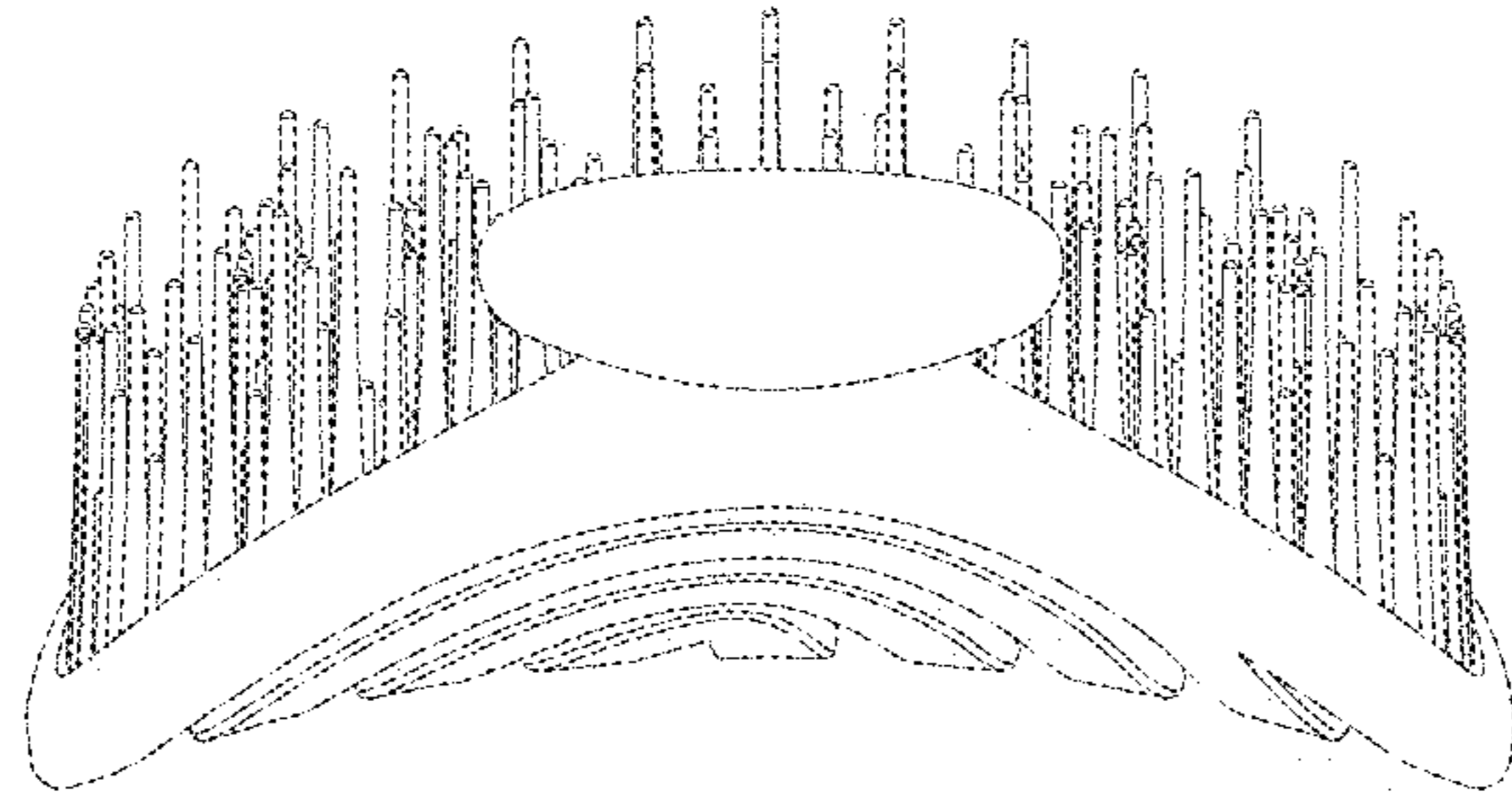


FIG. 6

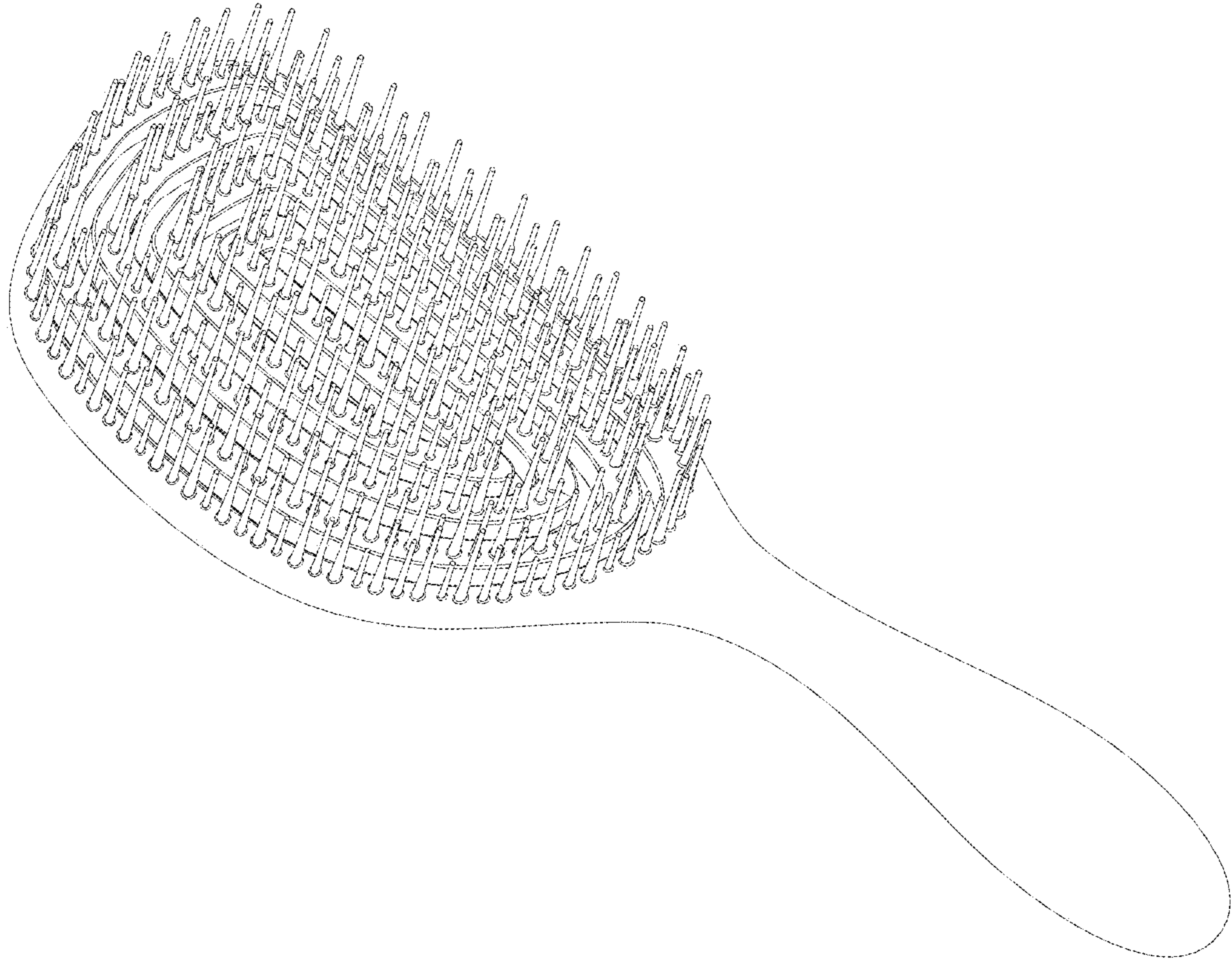


FIG. 7