



US00D934567S

(12) **United States Design Patent**
Liang

(10) **Patent No.:** **US D934,567 S**

(45) **Date of Patent:** **** Nov. 2, 2021**

(54) **COMB**

(71) Applicant: **Yongli Liang**, Guangxi (CN)

(72) Inventor: **Yongli Liang**, Guangxi (CN)

(**) Term: **15 Years**

(21) Appl. No.: **29/718,382**

(22) Filed: **Dec. 24, 2019**

(51) **LOC (13) Cl.** **04-02**

(52) **U.S. Cl.**
USPC **D4/100; D4/134**

(58) **Field of Classification Search**
USPC D4/100, 102, 114, 115, 116, 117, 118,
D4/119, 120, 121, 122, 123, 124, 125,
D4/126, 127, 128, 129, 130, 131, 132,
D4/133, 134, 135, 136, 137, 138, 199;
D30/158, 159

CPC A46B 5/02; A46B 9/005; A46B 9/023;
A46B 9/026; A46B 9/028; A46B 9/06;
A46B 2200/104

See application file for complete search history.

(56) **References Cited**

U.S. PATENT DOCUMENTS

D331,840 S * 12/1992 Garner 401/289
D380,089 S * 6/1997 Bartel D4/114

D384,058 S * 9/1997 Pinon D4/121
D451,244 S * 11/2001 Chen D28/20
D460,271 S * 7/2002 Denebeim D4/124
D466,696 S * 12/2002 Van Dyk D4/121
D812,319 S * 3/2018 Singer D30/159

* cited by examiner

Primary Examiner — Karen E Eldridge Powers

(74) *Attorney, Agent, or Firm* — Zhihua Han; Wen IP LLC

(57) **CLAIM**

I claim the ornamental design for a comb, as shown and described.

DESCRIPTION

FIG. 1 is a perspective view of a comb, showing my new design;
FIG. 2 is a front elevational view thereof;
FIG. 3 is a rear elevational view thereof;
FIG. 4 is a left side elevational view thereof;
FIG. 5 is a right side elevational view thereof;
FIG. 6 is a top plan view thereof; and,
FIG. 7 is a bottom plan view thereof.

1 Claim, 7 Drawing Sheets

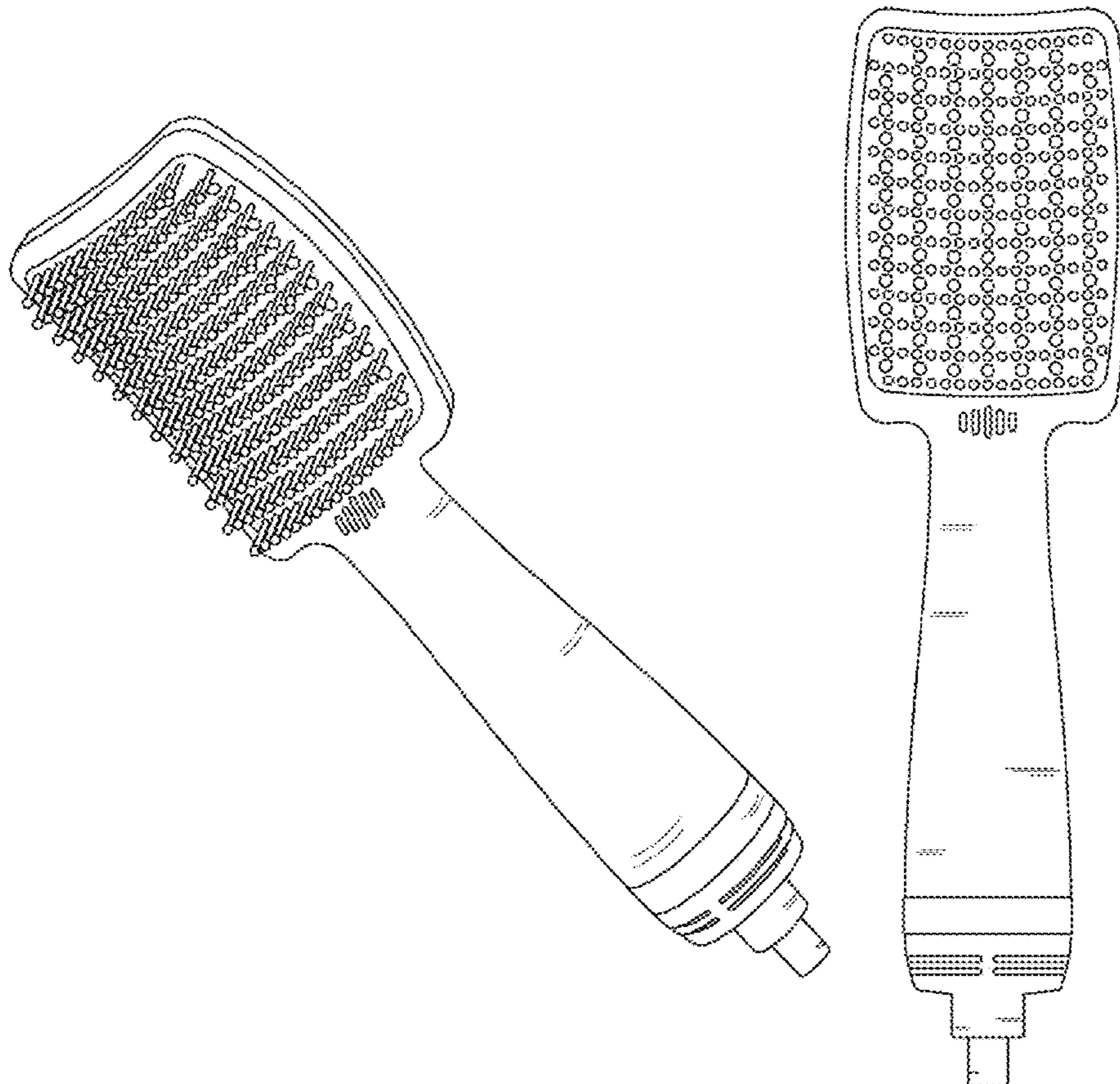




FIG. 1

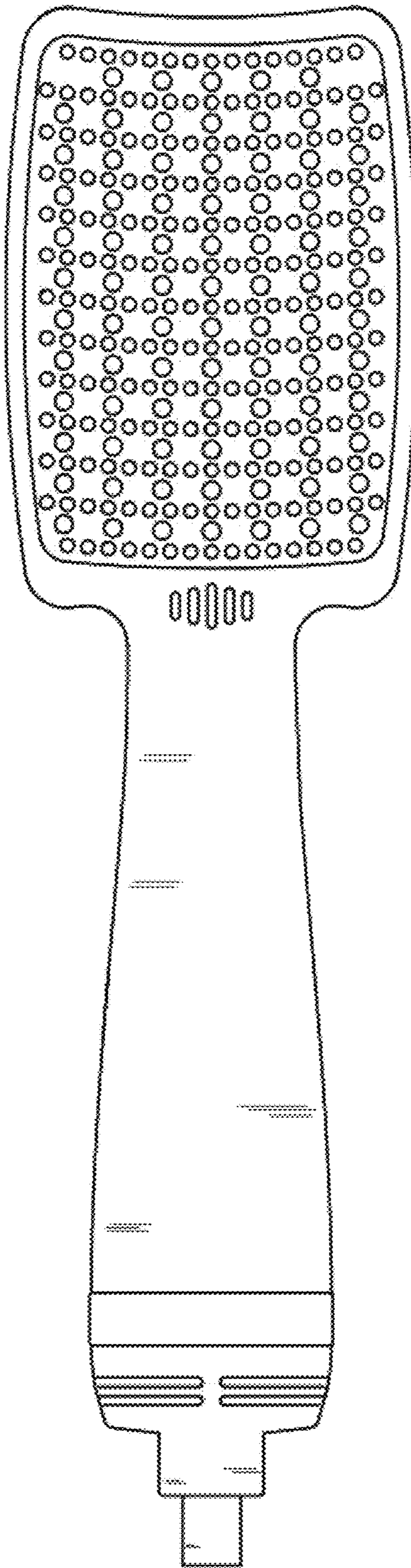


FIG. 2

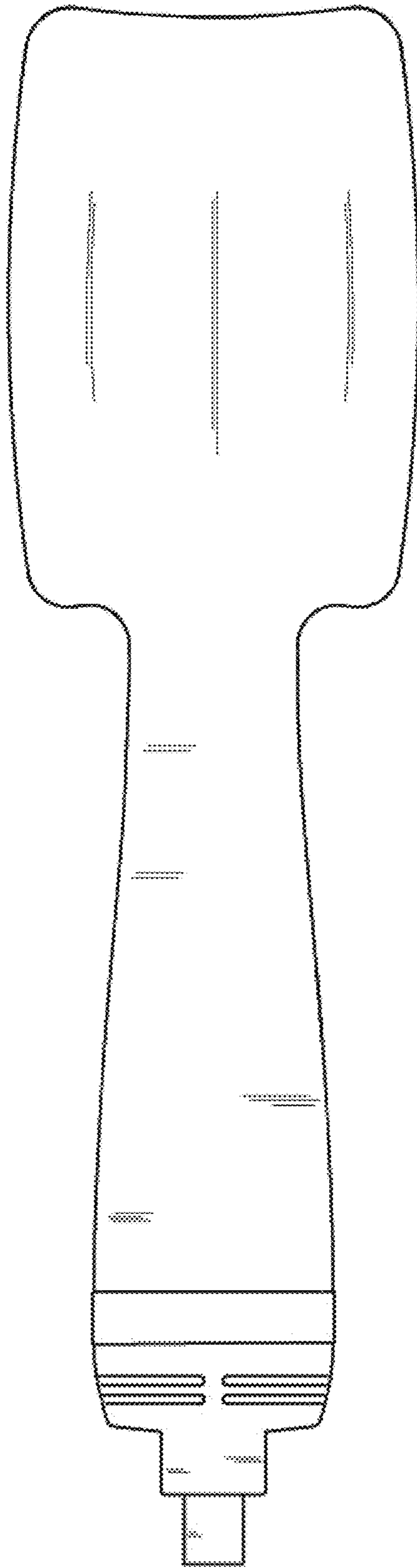


FIG. 3

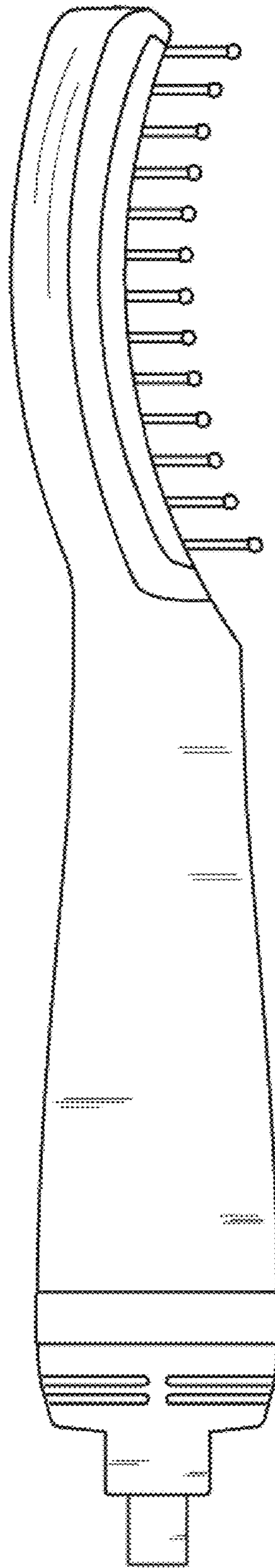


FIG. 4

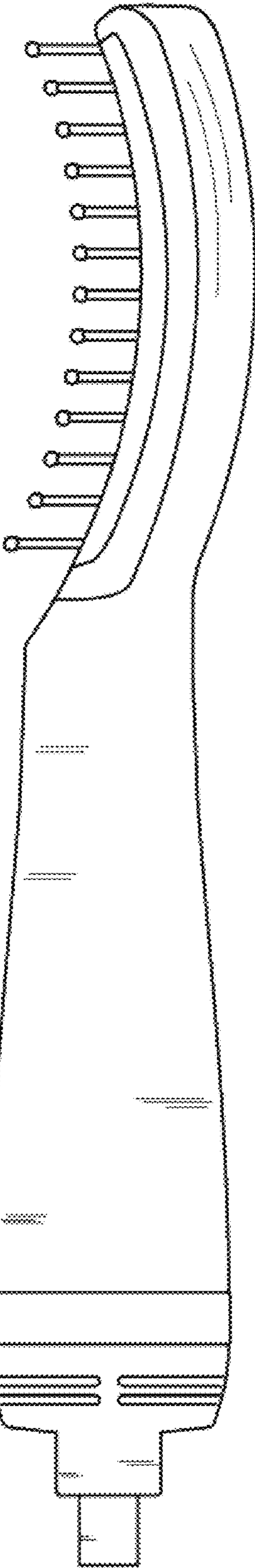


FIG. 5

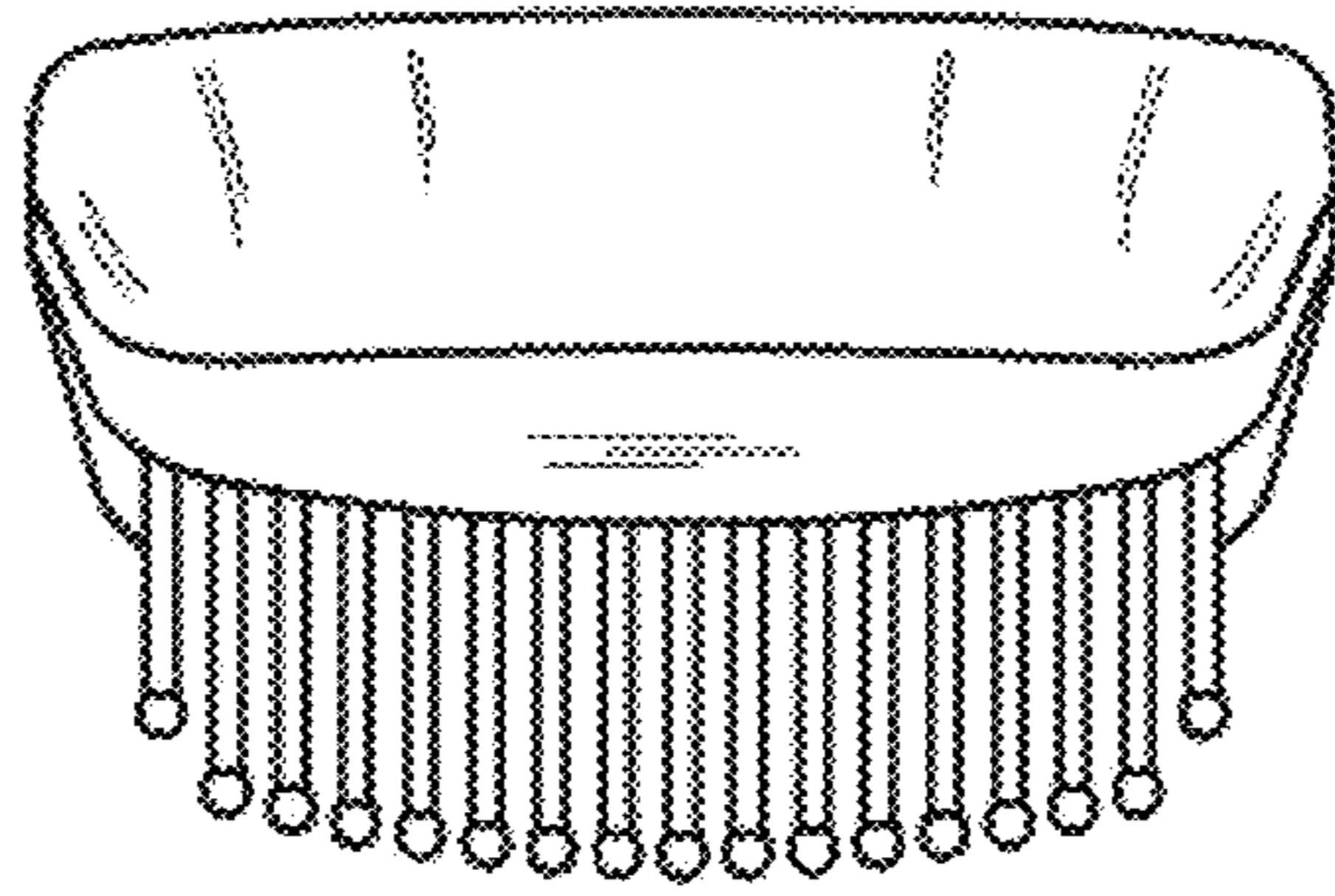


FIG. 6

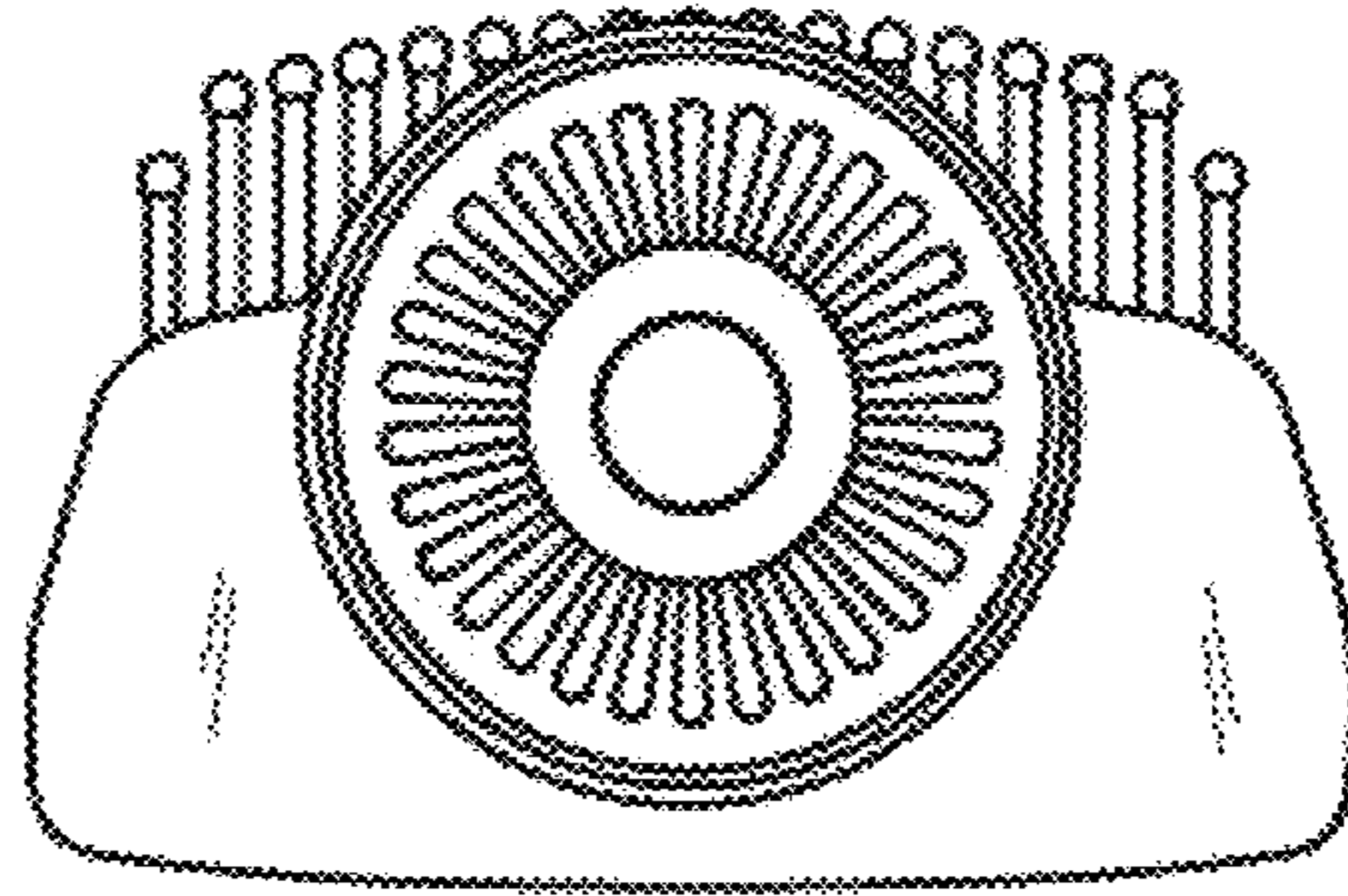


FIG. 7