



US00D934556S

(12) **United States Design Patent** (10) **Patent No.:** **US D934,556 S**
Eremita (45) **Date of Patent:** **** Nov. 2, 2021**

(54) **FITTED CELLULAR PHONE CASE**

FOREIGN PATENT DOCUMENTS

(71) Applicant: **Brian Eremita**, Sylmar, CA (US)

KR 20150017078 8/2013

(72) Inventor: **Brian Eremita**, Sylmar, CA (US)

OTHER PUBLICATIONS

(**) Term: **15 Years**

Phone Case for Sonim XP5s Black Leather Rotating Ratcheting Belt Clip by Turtleback, publication date Mar. 7, 2018, [online][site visited Jul. 7, 2020] URL: <https://www.amazon.com/Turtleback-Fitted-Leather-Rotating-Removable/dp/B07B9NQYD7> (Year: 2018).*

(21) Appl. No.: **29/673,963**

(22) Filed: **Dec. 18, 2018**

(51) **LOC (13) Cl.** **03-01**

Primary Examiner — L. A. Grabenstetter

(52) **U.S. Cl.**

(74) *Attorney, Agent, or Firm* — Ross Brandborg

USPC **D3/218**

(58) **Field of Classification Search**

USPC D3/201, 212, 218, 226, 227, 247, 249,
D3/250, 269, 303; D13/103, 107, 108,
D13/119; D14/137, 138 R, 138 AA,
D14/138 C, 138 G, 172, 192,
D14/203.3–203.7, 217, 238.1, 247, 248,
D14/250–253, 434, 440, 447, 496;
D11/200, 212, 231, 234

(57) **CLAIM**

CPC H04B 1/3888; H04M 1/0283; H04M
1/0202; A45C 1/06; A45C 2011/002;
A45C 11/00; A45F 2005/028; A45F
2200/0525

I claim the ornamental design for a fitted cellular phone case, as shown and described.

See application file for complete search history.

DESCRIPTION

(56) **References Cited**

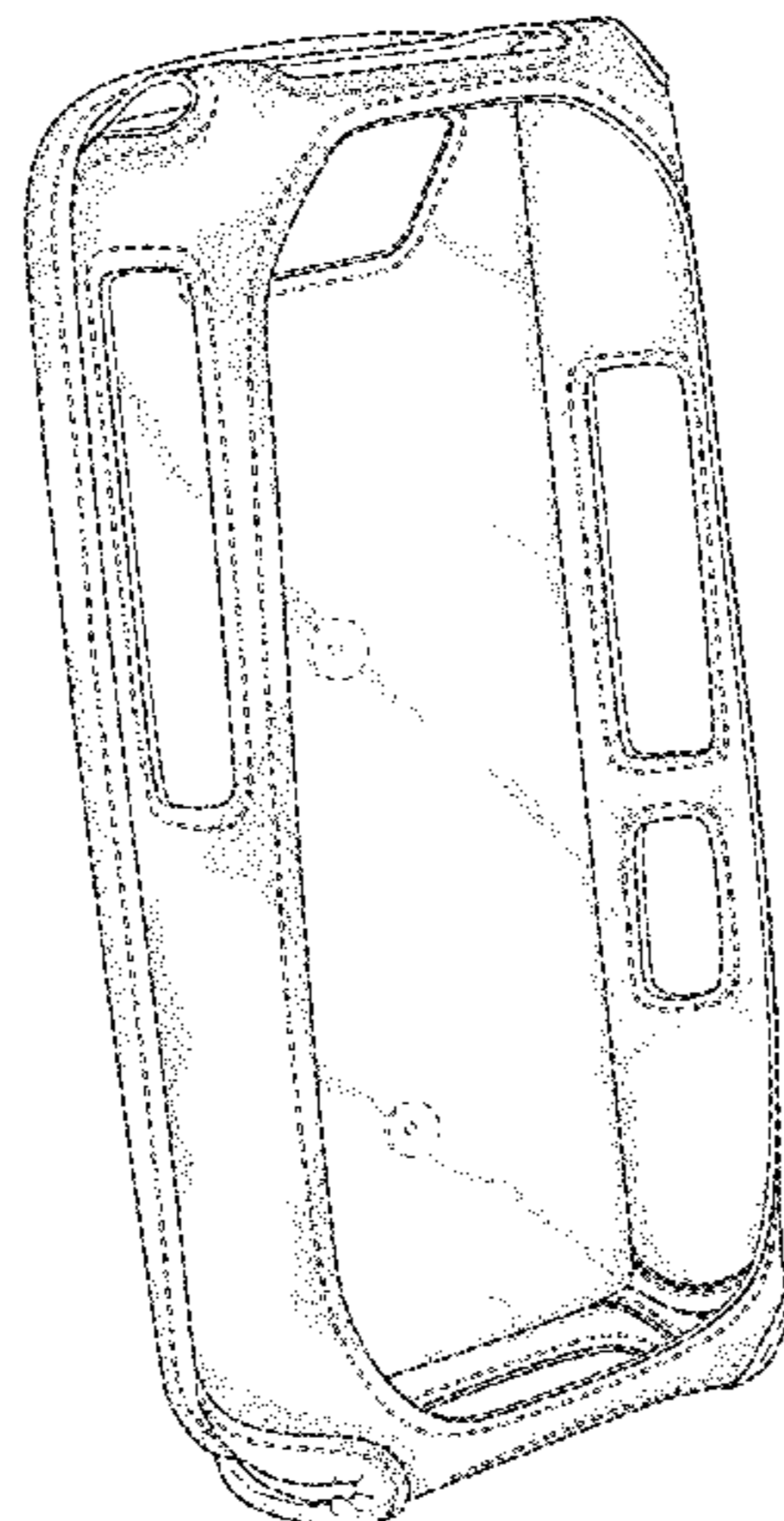
U.S. PATENT DOCUMENTS

4,771,927 A * 9/1988 Ventura A45F 5/00
224/250
D311,919 S * 11/1990 Klaczak D14/138 R
D316,999 S * 5/1991 Sarff 224/250
D343,291 S * 1/1994 Langford D3/218
D346,494 S * 5/1994 Graham D14/250
D360,524 S * 7/1995 Snyder D3/224
D369,903 S * 5/1996 Tetrault D3/218
5,850,954 A * 12/1998 Dong-Joo H04B 1/3888
224/197
6,130,945 A * 10/2000 Shin H04B 1/3888
379/455
6,182,878 B1 * 2/2001 Racca A45C 15/00
224/236

FIG. 1 shows an isometric front view of the invention with an environmental cellular to show conditions of use; FIG. 2 shows a second isometric front view of the invention without the environmental cellular phone; FIG. 3 Shows the straight front view of the invention; FIG. 4 shows the straight back view of the invention; FIG. 5 shows the straight left view of the invention; FIG. 6 shows the straight right view of the invention; FIG. 7 shows the straight top view of the invention; and, FIG. 8 Shows the straight bottom view of the invention. The broken lines depicting a cellular phone in FIG. 1 represents environmental subject matter which forms no part of the claimed design. The broken line clips and grommets on the rear and interior surfaces off the cellular phone case depict portions of the cellular phone case that form no part of the claimed design. The dark broken lines on the surface of the article, shown adjacent to the openings, and semas, represent stitching which forms a part of the claimed design.

(Continued)

1 Claim, 4 Drawing Sheets



(56)

References Cited

U.S. PATENT DOCUMENTS

D448,761	S	*	10/2001	Powell	D14/250
D448,762	S	*	10/2001	Powell	D14/250
D451,094	S		11/2001	Powell		
D455,899	S	*	4/2002	Gur	H04B 1/3888 D3/218
D459,874	S	*	7/2002	Gur	H04B 1/3888 D3/218
D485,834	S	*	1/2004	Davetas	D14/250
D500,203	S		12/2004	Kim		
D501,079	S	*	1/2005	Crosskey	D3/218
D525,781	S	*	8/2006	Arney	D3/218
D535,815	S	*	1/2007	Infanti	D3/218
D538,035	S	*	3/2007	Chen	D3/218
D540,537	S	*	4/2007	Azoulay	D3/218
D585,640	S	*	2/2009	Case	D3/218
D721,693	S		1/2015	Lee et al.		
D721,694	S		1/2015	Lee et al.		
D723,795	S	*	3/2015	Kalbach	D3/218
D725,643	S		3/2015	Lee et al.		
9,545,140	B1		1/2017	Johnson et al.		
D787,810	S	*	5/2017	Wang	D3/203.1
D836,624	S	*	12/2018	Berg	D14/253
2002/0175099	A1	*	11/2002	Wu	H04B 1/3838 206/320

* cited by examiner

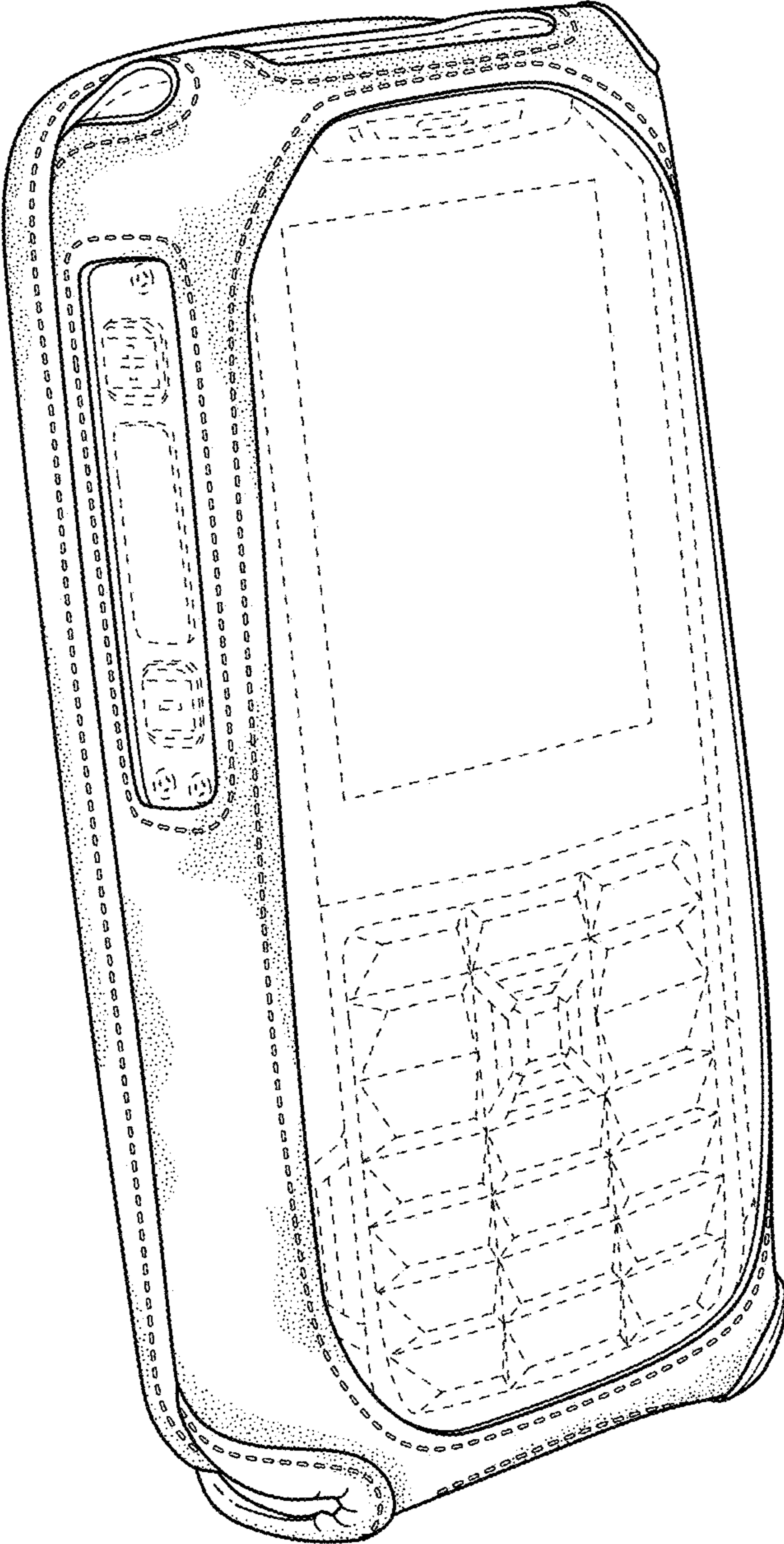


FIG. 1

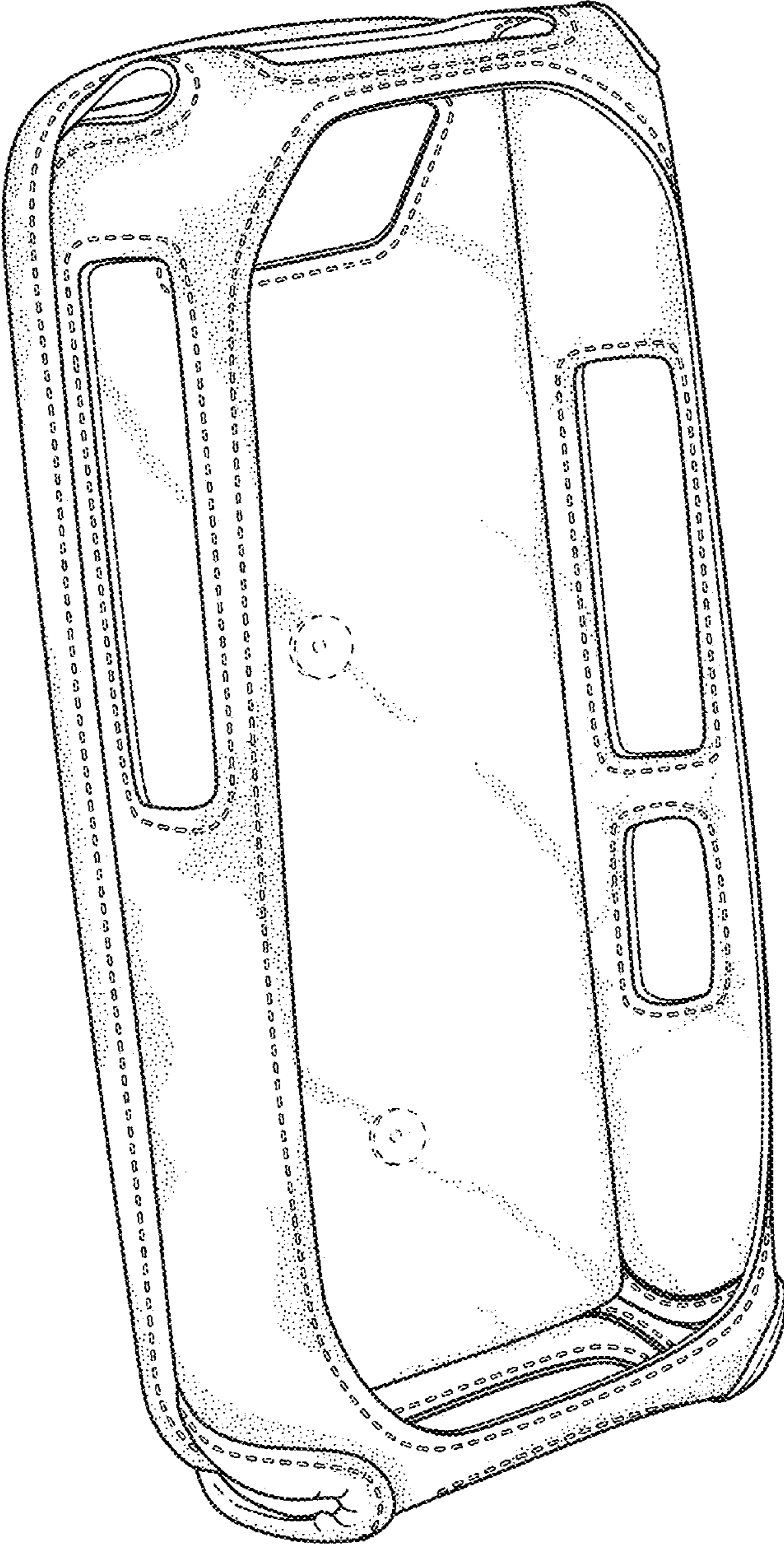


FIG. 2

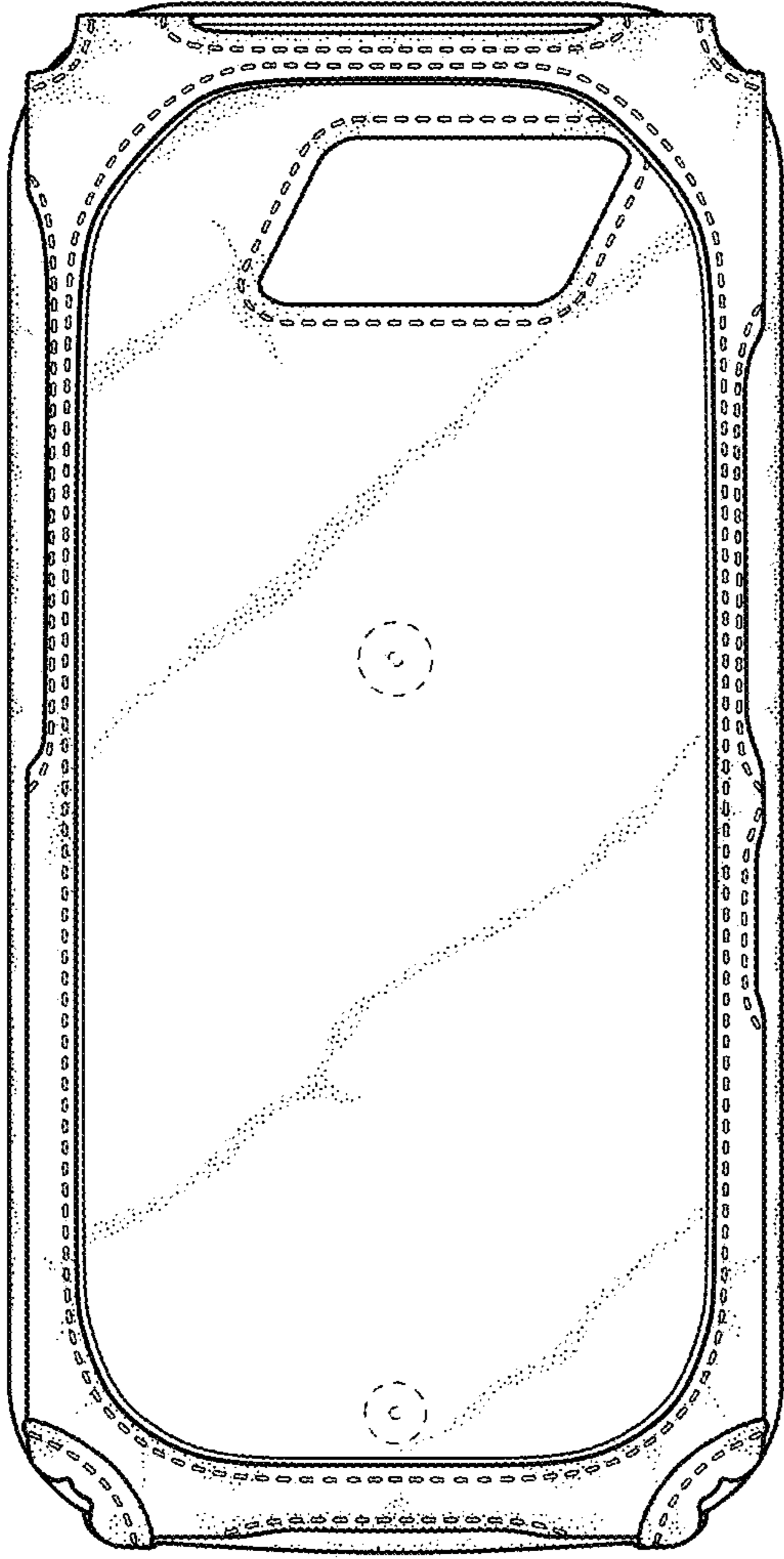


FIG. 3




FIG. 4

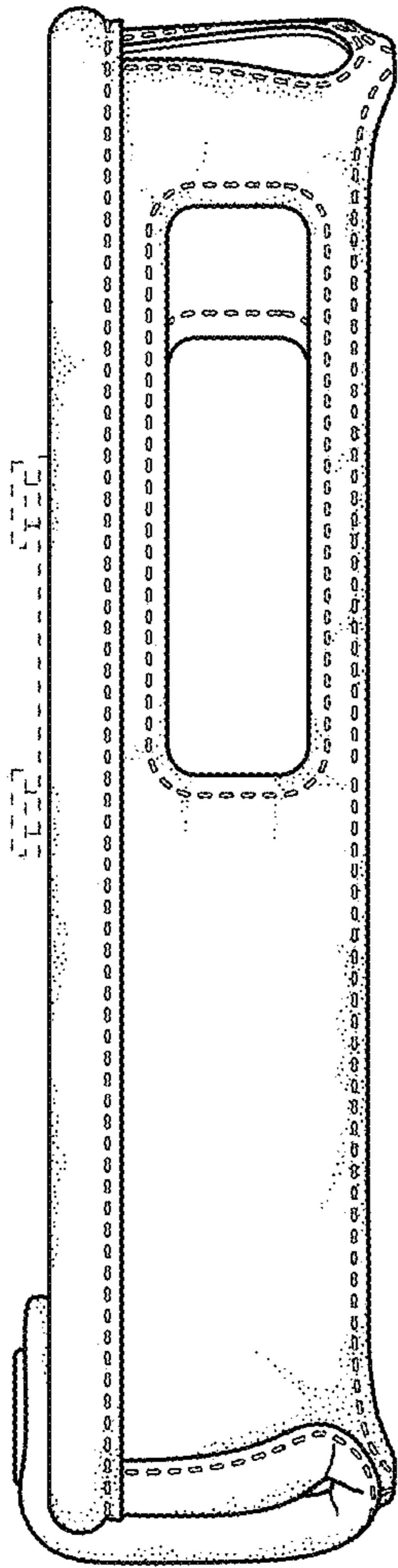


FIG. 5

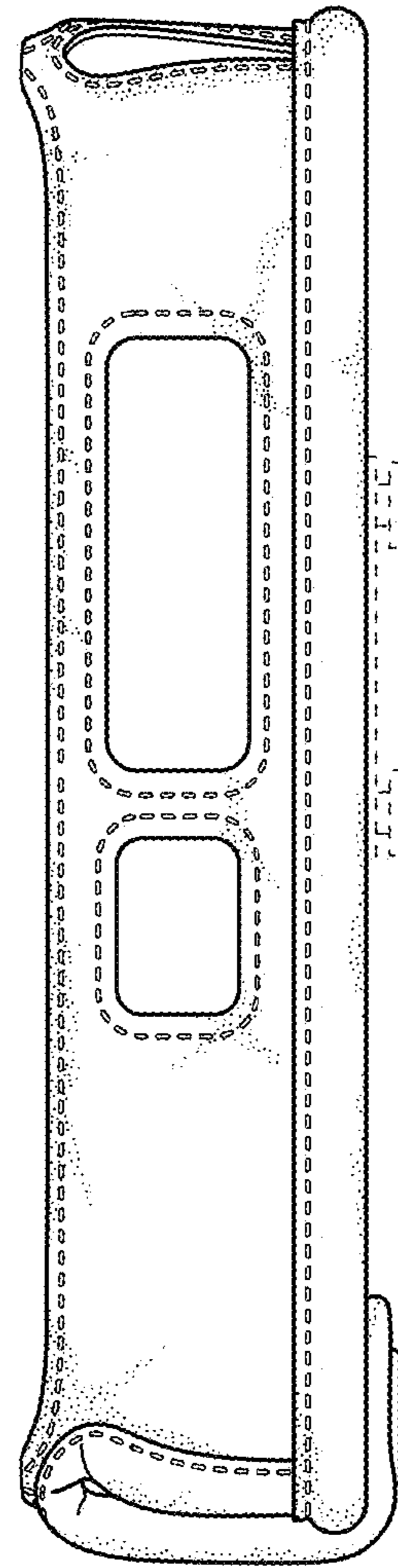


FIG. 6

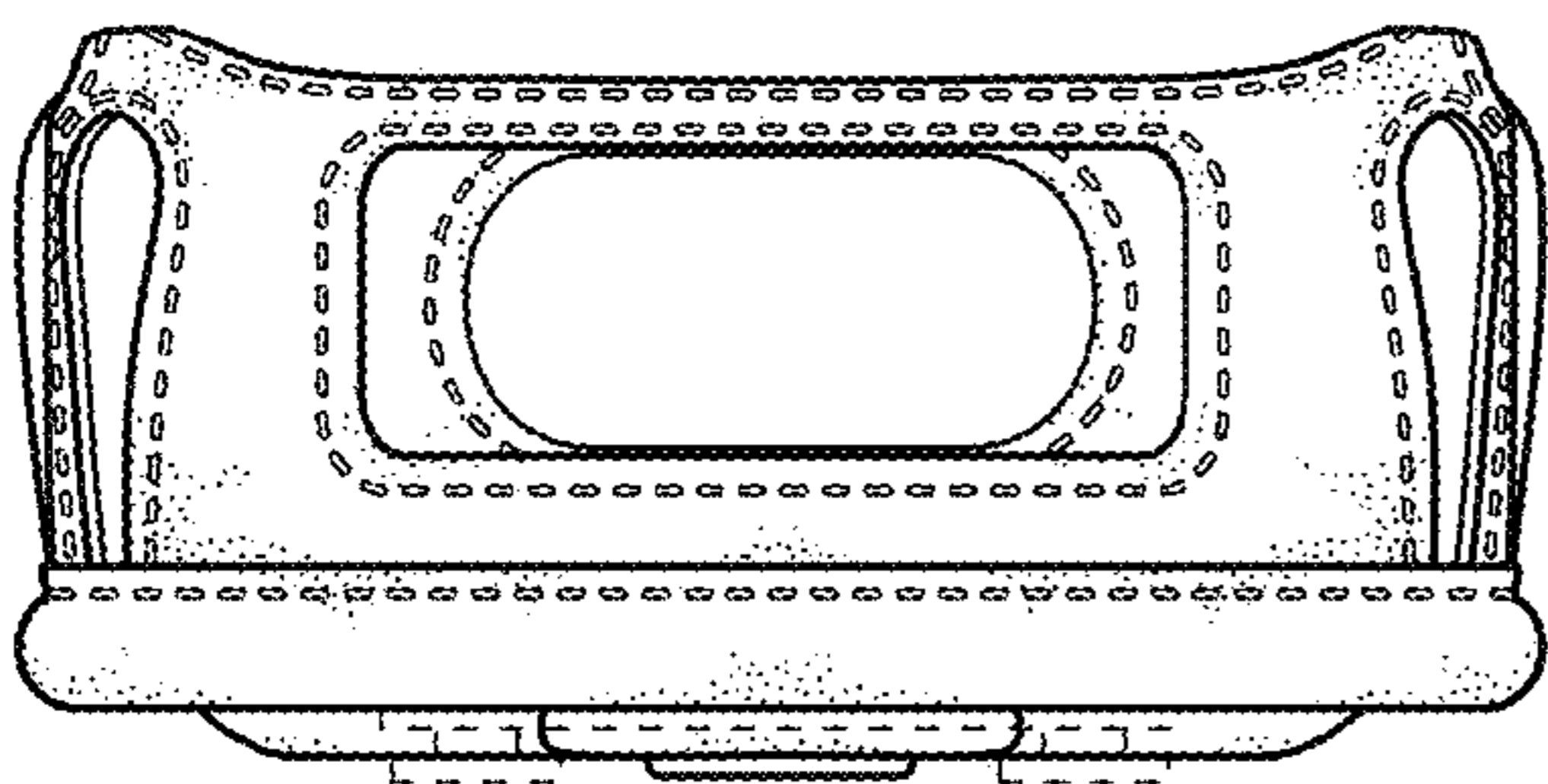


FIG. 7

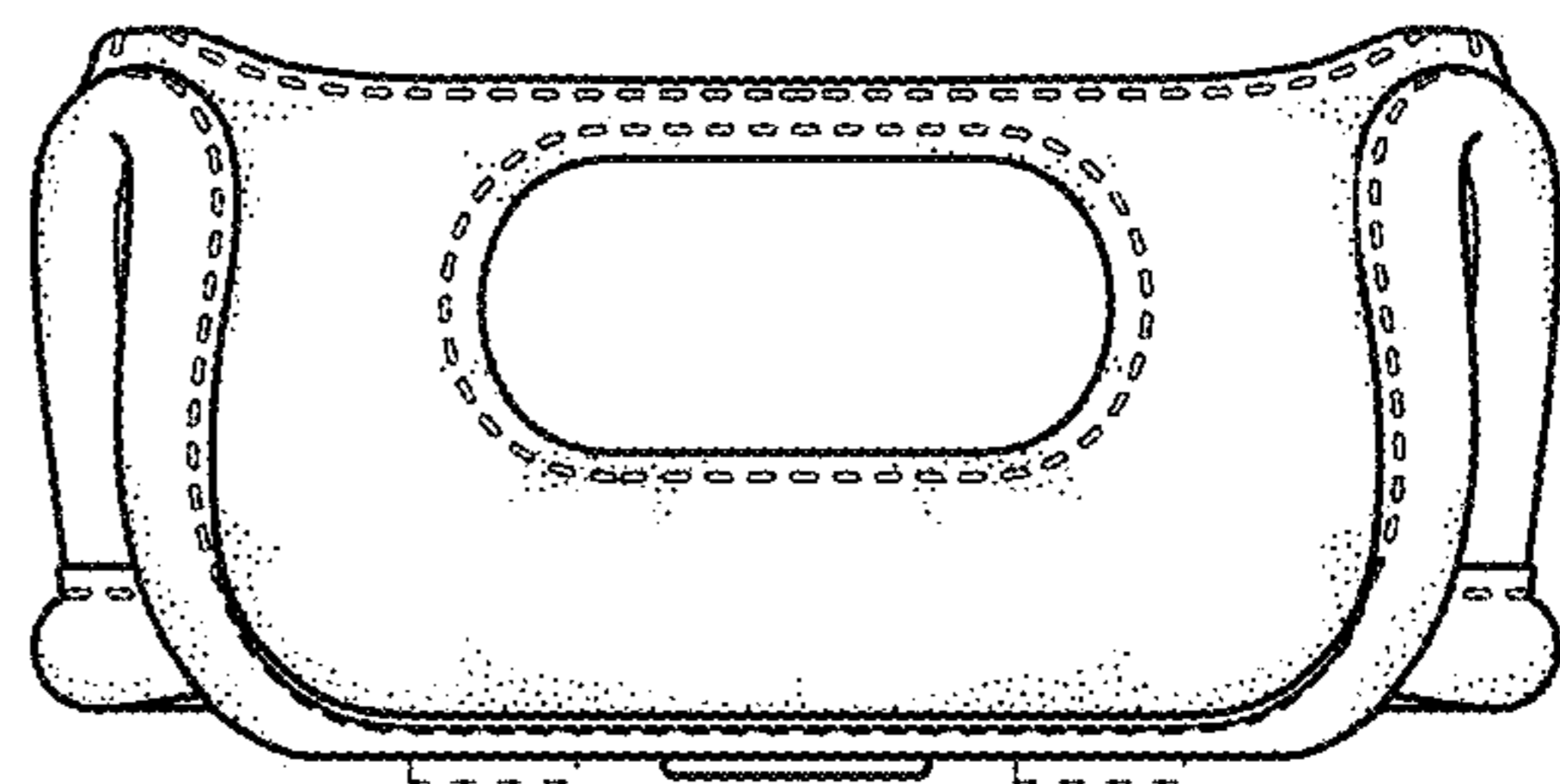


FIG. 8