



US00D934553S

(12) **United States Design Patent** (10) **Patent No.:** **US D934,553 S**
Seamarks (45) **Date of Patent:** **** Nov. 2, 2021**

(54) **SHOE**
(71) Applicant: **NIKE, Inc.**, Beaverton, OR (US)
(72) Inventor: **Karl Seamarks**, Portland, OR (US)
(73) Assignee: **NIKE, Inc.**, Beaverton, OR (US)
(**) Term: **15 Years**
(21) Appl. No.: **29/713,380**
(22) Filed: **Nov. 15, 2019**
(51) **LOC (13) Cl.** **02-04**
(52) **U.S. Cl.**
USPC **D2/973**
(58) **Field of Classification Search**
USPC D2/902-908, 928, 929, 935, 943-945,
D2/946, 969, 970, 973, 976, 977, 978
CPC ... A43B 23/00; A43B 23/0205; A43B 23/021;
A43B 23/0215; A43B 23/024; A43B
23/025; A43B 23/24; A43B 1/00; A43B
1/10; A43B 5/00; A43B 5/008; A43B
5/04; A43B 5/0401; A43B 5/10; A43C
5/00; A43C 1/00; A43C 11/00; A43C
11/004
See application file for complete search history.

(56) **References Cited**
U.S. PATENT DOCUMENTS
4,255,876 A * 3/1981 Johnson A43B 5/00
36/129
D313,498 S * 1/1991 Aveni D2/970
5,253,435 A * 10/1993 Auger A43B 5/00
36/114
D475,515 S * 6/2003 St-Louis D2/972
D672,129 S 12/2012 Bell et al.
D684,350 S * 6/2013 Seamarks D2/972
D770,750 S * 11/2016 Nethongkome D2/972
D792,065 S * 7/2017 Shyllon D2/946
D802,289 S * 11/2017 Hardman D2/972

D805,759 S * 12/2017 Robusti D2/973
D816,973 S * 5/2018 Pauk A43B 5/00
D2/972
D819,312 S * 6/2018 Lashmore D2/947
D828,001 S * 9/2018 Sokol D2/972
D832,570 S * 11/2018 Durand D2/973
D838,957 S * 1/2019 Robusti D2/969
D844,965 S 4/2019 Lashmore et al.
D851,904 S * 6/2019 de Montgolfier D2/973
D860,626 S 9/2019 de Montgolfier
D865,351 S * 11/2019 Sokol D2/973
D868,446 S * 12/2019 de Montgolfier D2/972
D870,442 S * 12/2019 Robusti D2/969
D882,233 S * 4/2020 Pauk D2/972
D883,648 S * 5/2020 Pauk D2/973
D889,813 S * 7/2020 Seamarks D2/973
D889,814 S * 7/2020 Seamarks D2/973

(Continued)

Primary Examiner — Elizabeth J Oswecki
Assistant Examiner — Yelizaveta Y Masalimova
(74) *Attorney, Agent, or Firm* — Banner & Witcoff, Ltd.

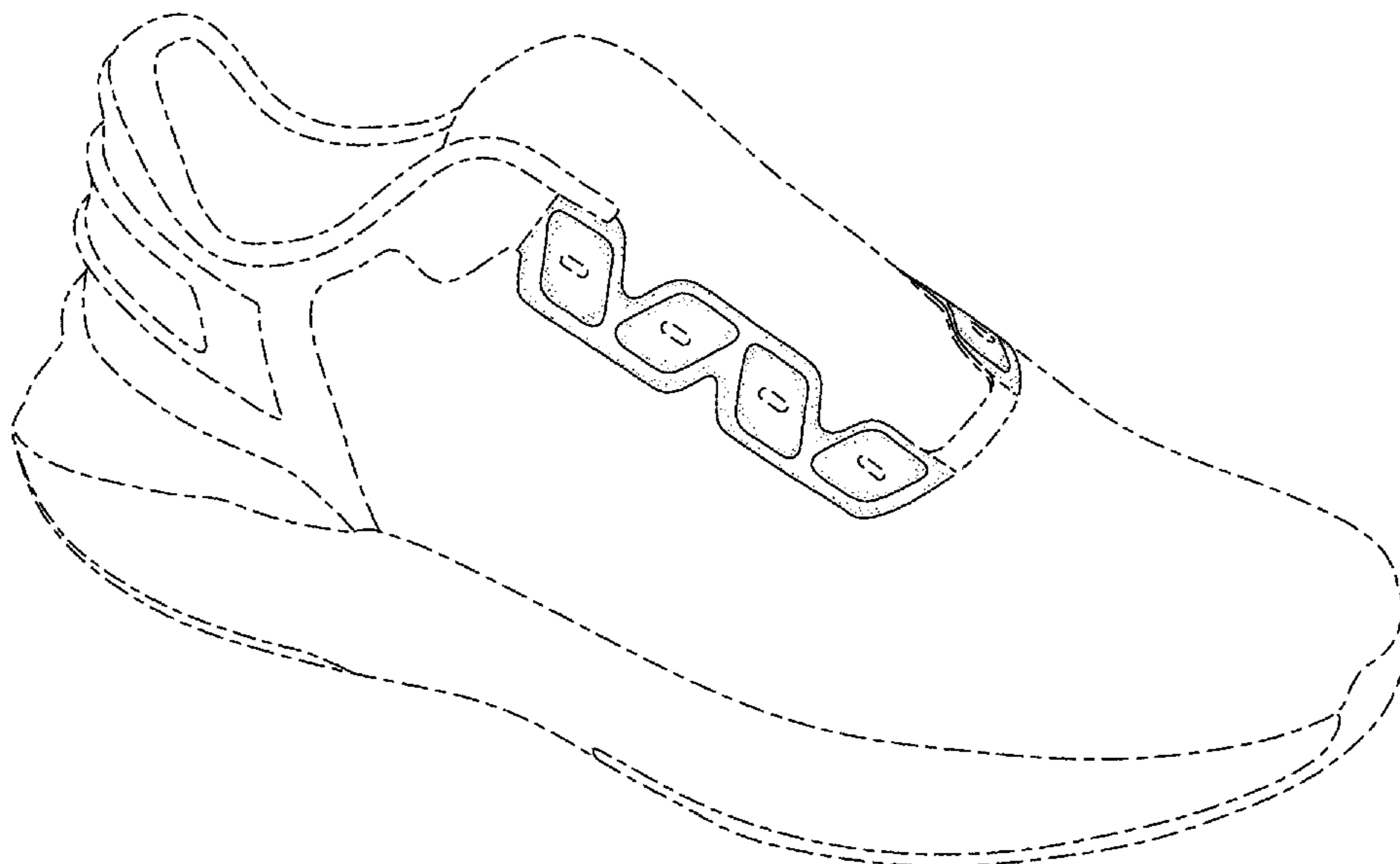
(57) **CLAIM**

The ornamental design for a shoe, as shown and described.

DESCRIPTION

FIG. 1 is a front perspective view of a shoe showing my new design;
FIG. 2 is a side view thereof;
FIG. 3 is a front view thereof;
FIG. 4 is an opposite side view thereof;
FIG. 5 is an opposite side front perspective view thereof;
and,
FIG. 6 is a top view thereof.
The broken lines immediately adjacent to the shaded area define the bounds of the claimed design and form no part thereof. The racetrack shaped broken lines and the unshaded areas therein represent eyelets and form no part of the claimed design. The broken lines depicting the remainder of the shoe form no part of the claimed design.

1 Claim, 6 Drawing Sheets



(56)

References Cited

U.S. PATENT DOCUMENTS

D890,500 S * 7/2020 Petrie D2/969
D893,164 S * 8/2020 Lee A43B 5/00
D2/973

* cited by examiner

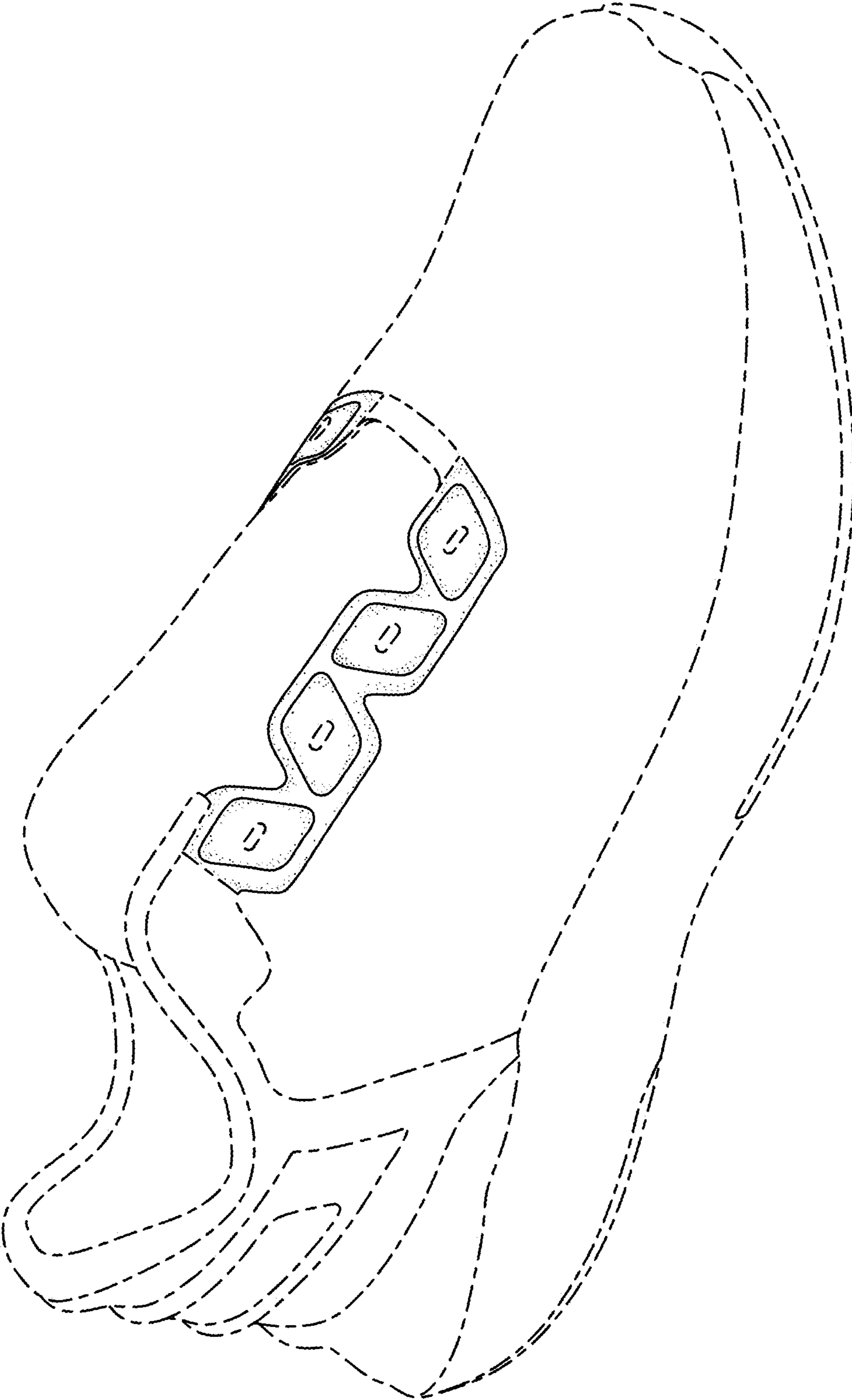


FIG. 1

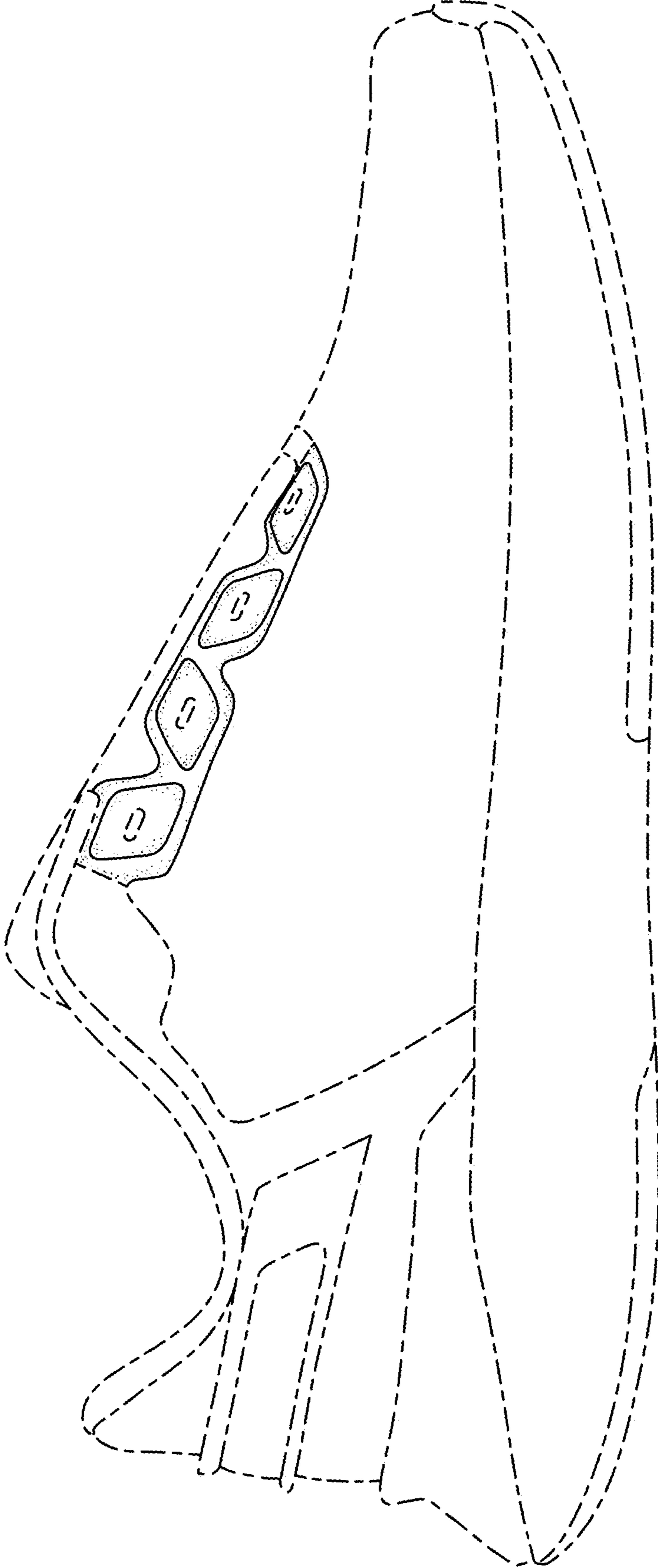


FIG. 2

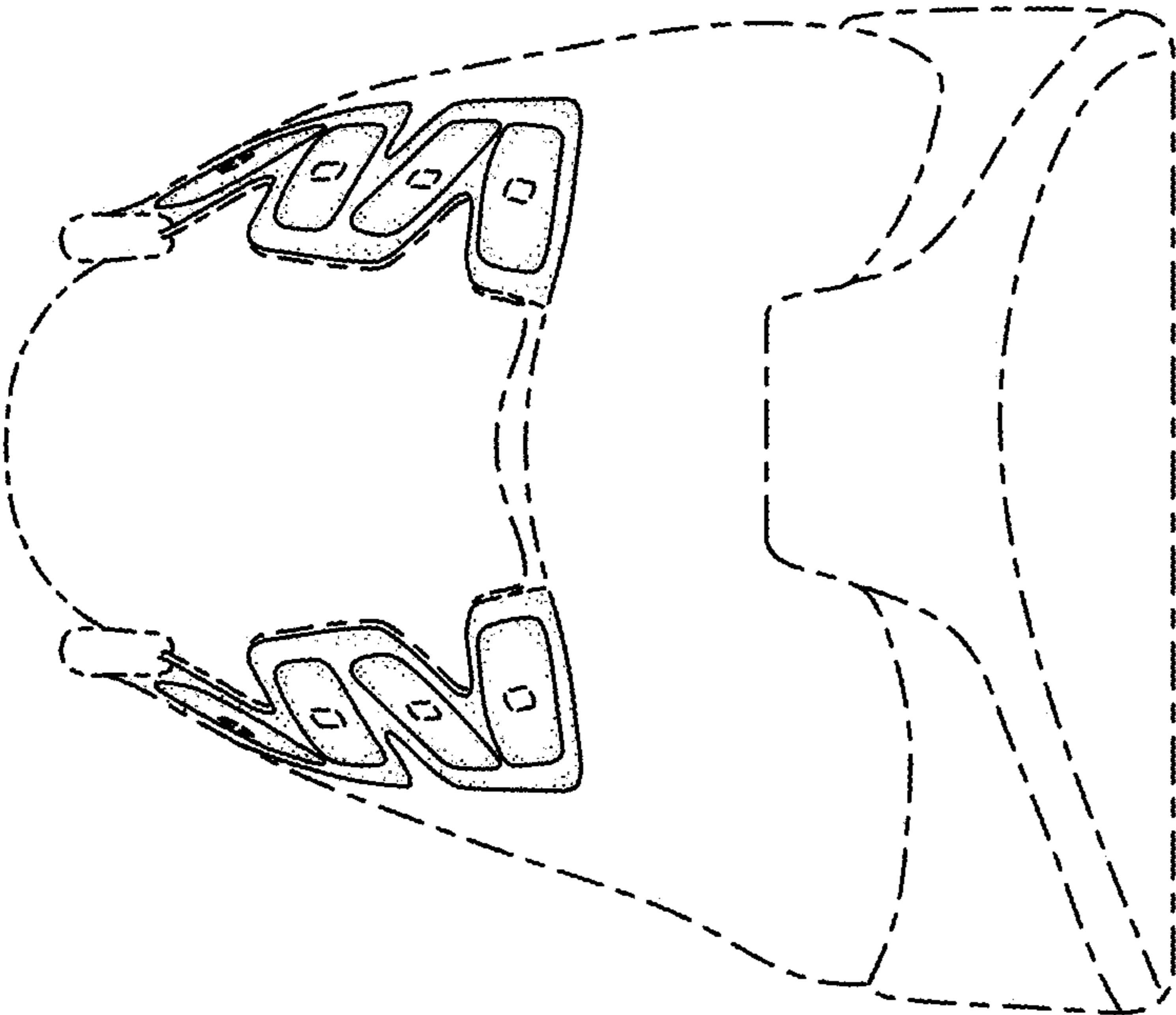


FIG. 3

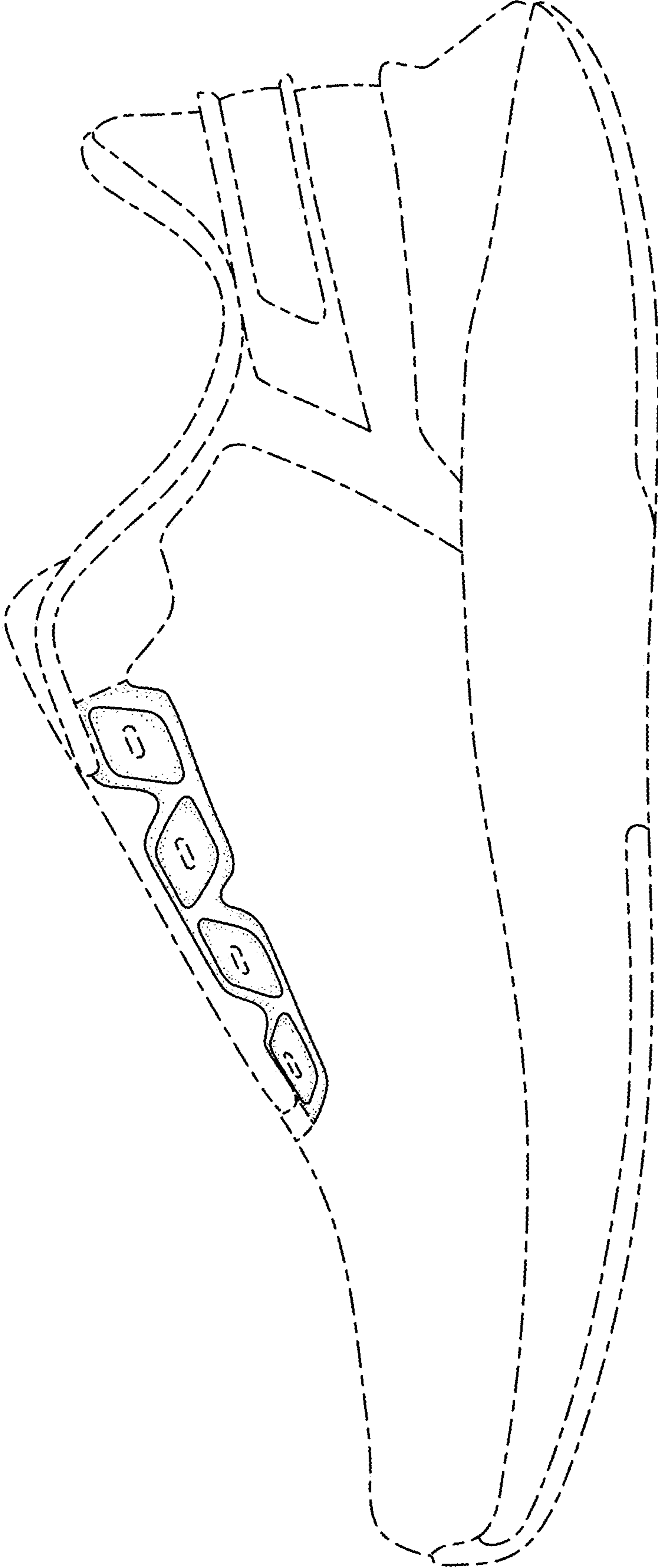


FIG. 4

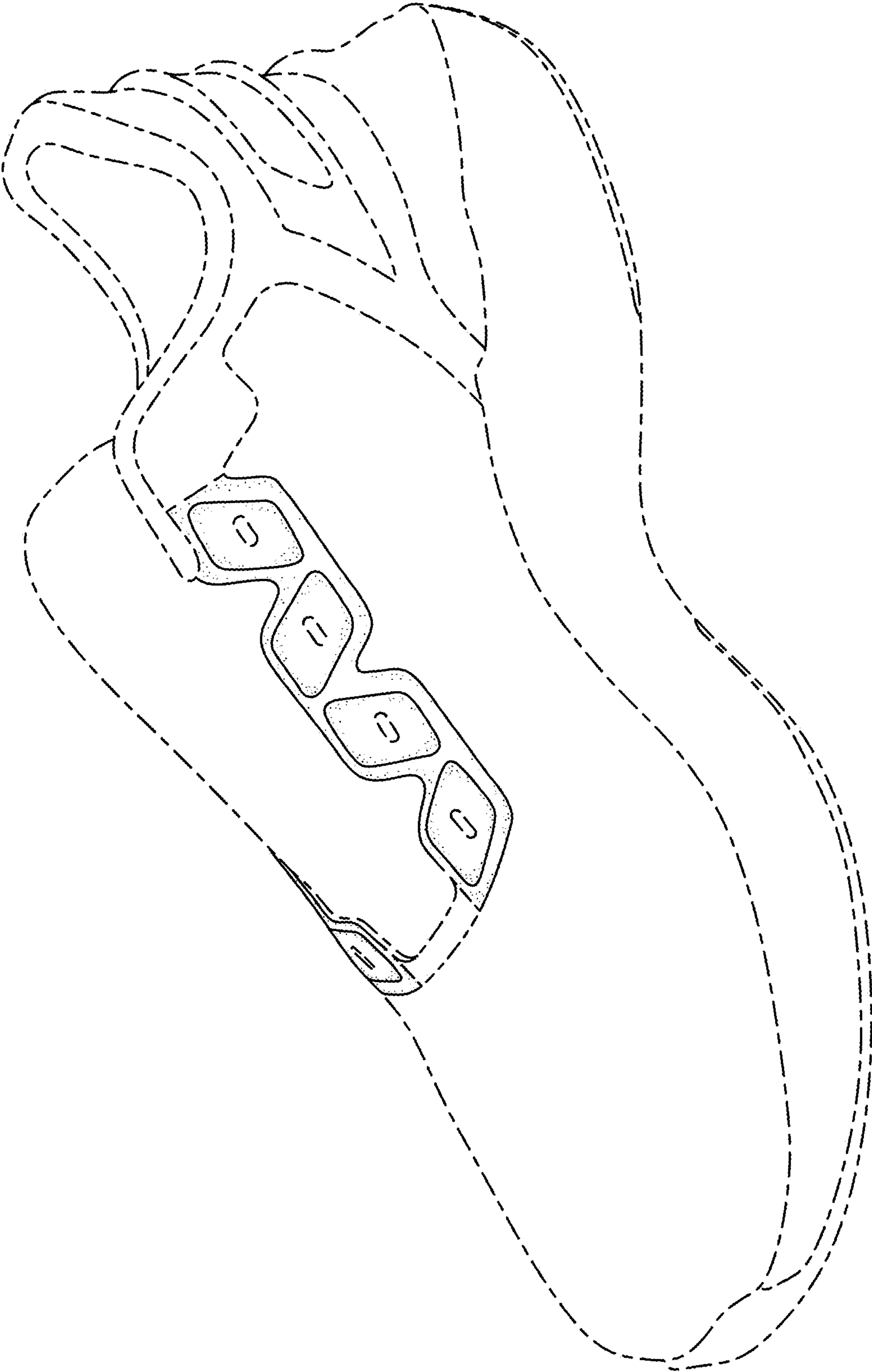


FIG. 5

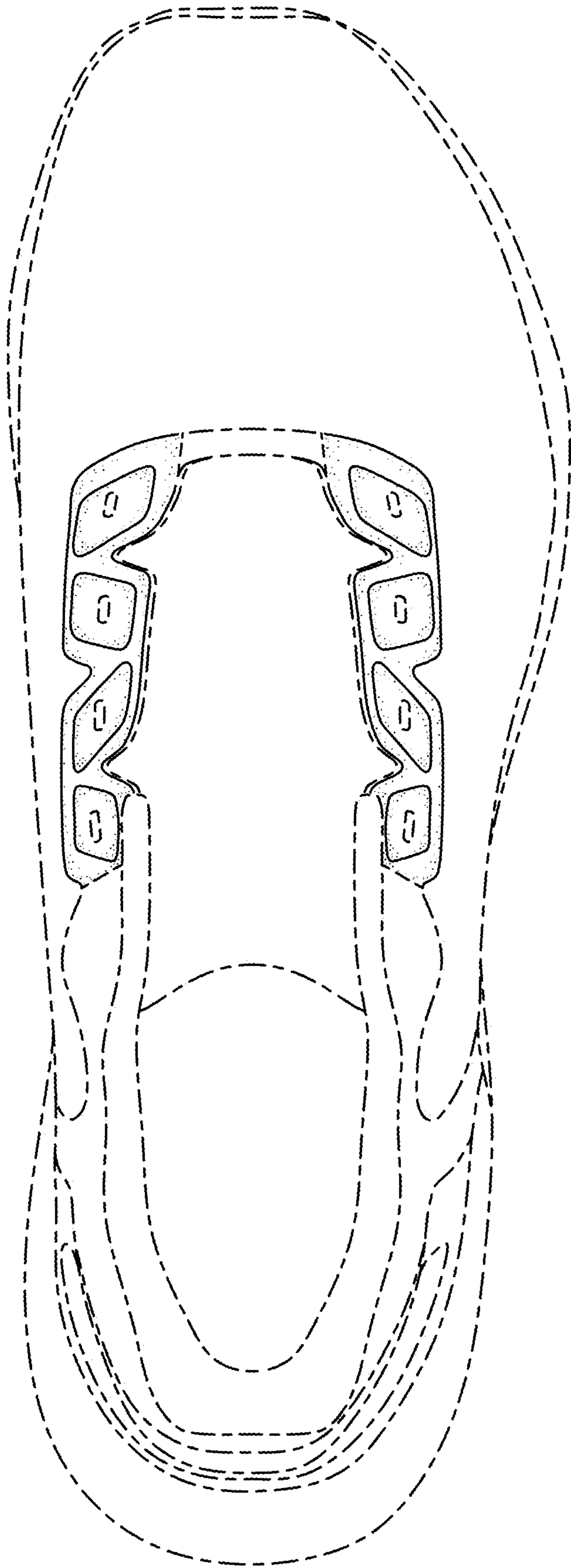


FIG. 6