



US00D934550S

(12) **United States Design Patent** (10) **Patent No.:** **US D934,550 S**
Ernst (45) **Date of Patent:** **** Nov. 2, 2021**

- (54) **SHOE**
- (71) Applicant: **PUMA SE**, Herzogenaurach (DE)
- (72) Inventor: **Cornelia Ernst**, Nuremberg (DE)
- (73) Assignee: **PUMA SE**, Herzogenaurach (DE)
- (**) Term: **15 Years**
- (21) Appl. No.: **29/672,341**
- (22) Filed: **Dec. 5, 2018**

(30) **Foreign Application Priority Data**

Aug. 27, 2018 (EM) 005621679
 Nov. 8, 2018 (EM) 005771185

(51) **LOC (13) Cl.** **02-04**

(52) **U.S. Cl.**
USPC **D2/969**

(58) **Field of Classification Search**

USPC D2/896, 897, 902, 907, 908, 911, 912,
 D2/923, 929, 935, 943-946, 948, 953,
 D2/954, 959, 969, 970, 972-978
 CPC A43B 23/02; A43B 23/025; A43B 23/24;
 A43B 3/0078; A43B 15/00; A43B 5/001;
 A43B 5/06; A43B 5/10; A43B 1/0081
 See application file for complete search history.

(56) **References Cited**

U.S. PATENT DOCUMENTS

D281,458 S * 11/1985 Roberts D2/944
 4,616,432 A * 10/1986 Bunch A43B 11/00
 36/114
 5,392,535 A * 2/1995 Van Noy A43C 11/00
 24/68 SK
 D364,266 S * 11/1995 Orzeck D2/907
 D375,617 S * 11/1996 Orzeck D2/969
 D383,597 S * 9/1997 Gerber D2/972
 D485,669 S * 1/2004 Koo D2/972
 D498,581 S * 11/2004 Hudson D2/972
 D547,044 S * 7/2007 Belley D2/969

D572,455 S * 7/2008 Lubrano D2/969
 D581,634 S * 12/2008 Hickman D2/902
 7,543,397 B2 * 6/2009 Kilgore A43B 5/00
 36/50.1

(Continued)

OTHER PUBLICATIONS

Basket Crush posted by PUMA posted date Nov. 26, 2018, © Amazon, [online], [site visited Feb. 8, 2021]. Available from Internet, https://www.amazon.com/PUMA-Womens-Basket-Sneaker-Violet/dp/B07FXX1SRS/ref=sr_1_1?dchild=1&keywords=basket%2Bcrush%2Bsneaker%2Bpuma&qid=1612814630&s=apparel&sr=1-1&th=1 (Year: 2018).*

Primary Examiner — T Chase Nelson

Assistant Examiner — Laura H Yu

(74) *Attorney, Agent, or Firm* — Leydig, Voit & Mayer, Ltd.

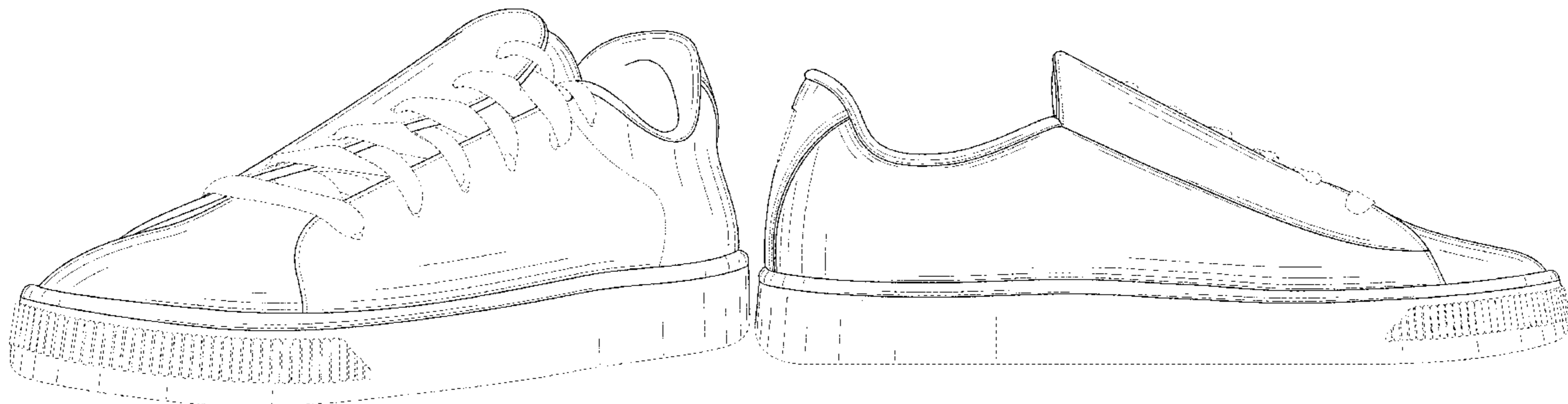
(57) **CLAIM**

The ornamental design for a shoe, as shown and described.

DESCRIPTION

FIG. 1 is lateral view of a first embodiment of my new design for a shoe;
 FIG. 2 is a front view thereof;
 FIG. 3 is a front-lateral perspective view thereof;
 FIG. 4 is a medial view thereof;
 FIG. 5 is a bottom view thereof;
 FIG. 6 is a rear view thereof;
 FIG. 7 is a top-front perspective view thereof;
 FIG. 8 is a top view thereof; and,
 FIG. 9 is a top-front perspective view of a second embodiment of my new design for a shoe.
 The long dashed lines illustrate portions of the shoe and form no part of the claimed design. The short dashed lines are for the purpose of illustrating stitching and form part of the claimed design. The second embodiment of my ornamental design for a shoe is for a right foot, and is a mirror image of the first embodiment.

1 Claim, 9 Drawing Sheets



(56)

References Cited

U.S. PATENT DOCUMENTS

D747,599 S *	1/2016	Woodman	D2/973
9,414,645 B2 *	8/2016	Krueger	A43C 1/006
D858,070 S *	9/2019	Bikowski	D2/969
D877,481 S *	3/2020	McMillan	D2/973

* cited by examiner

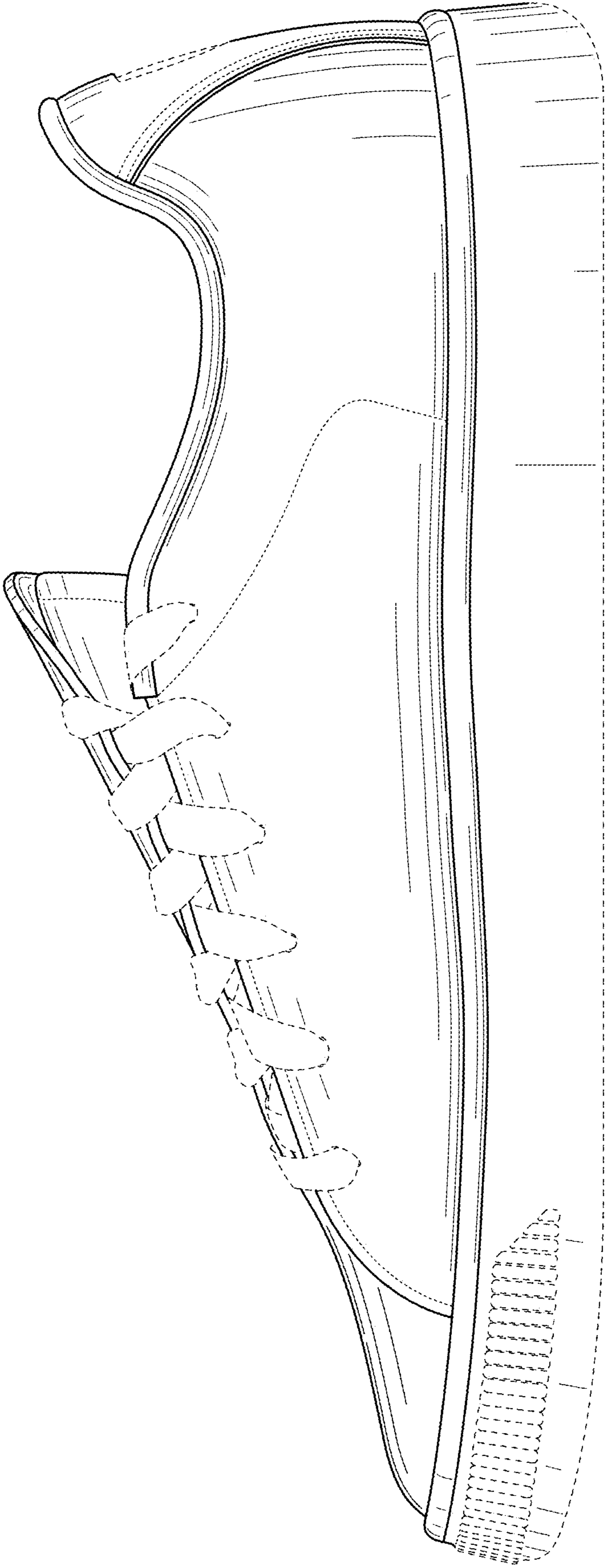


FIG. 1

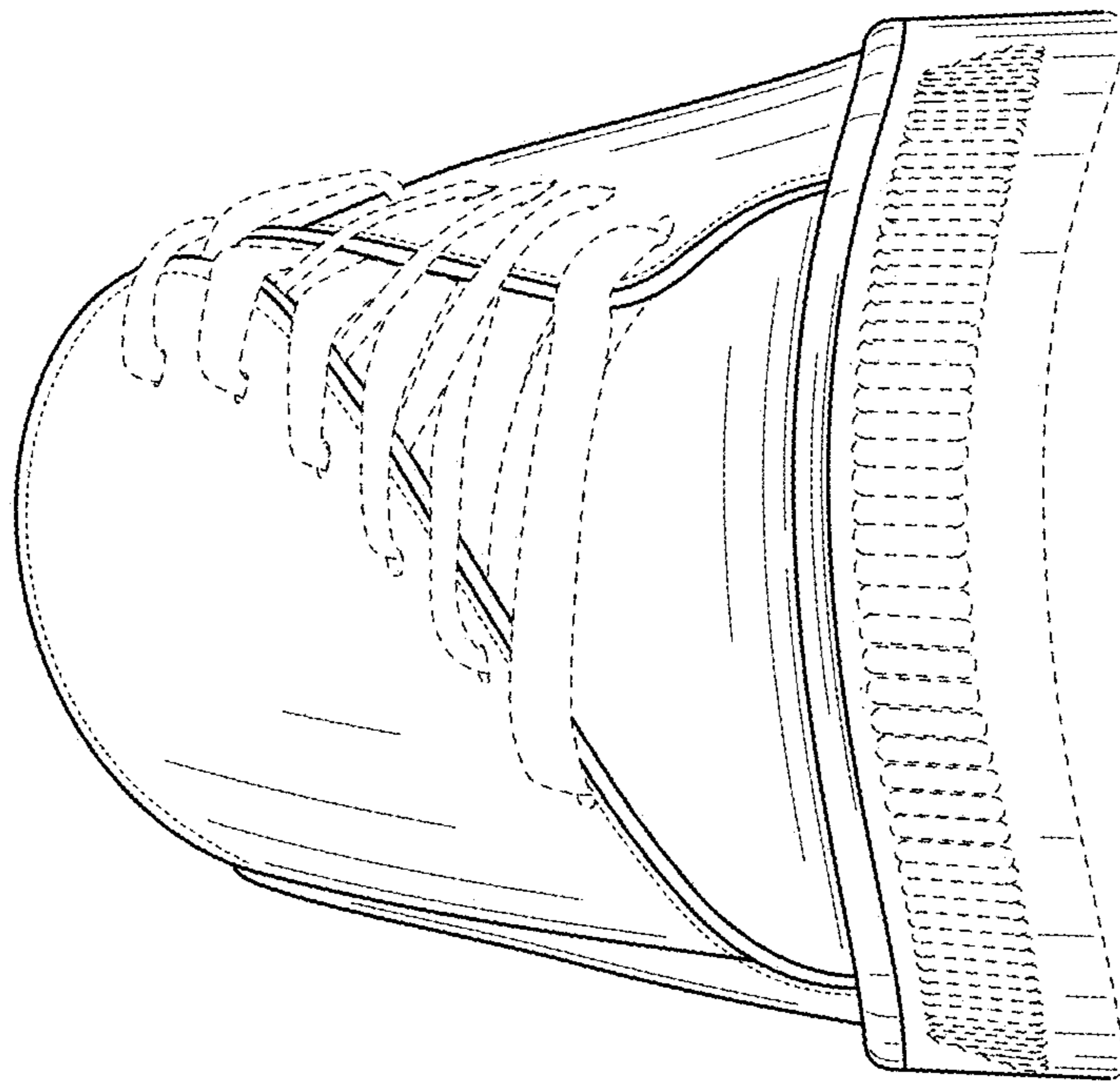


FIG. 2

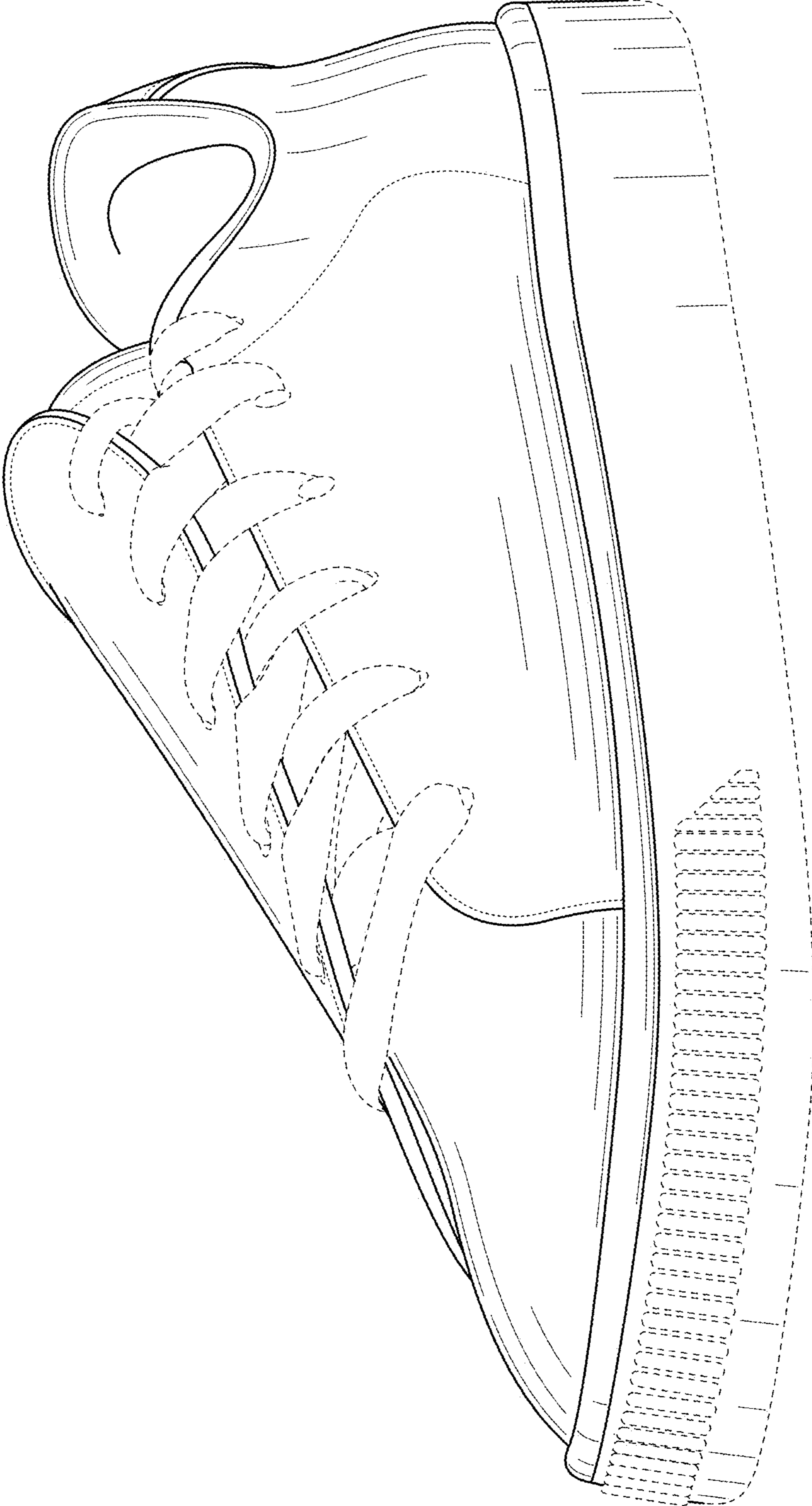


FIG. 3

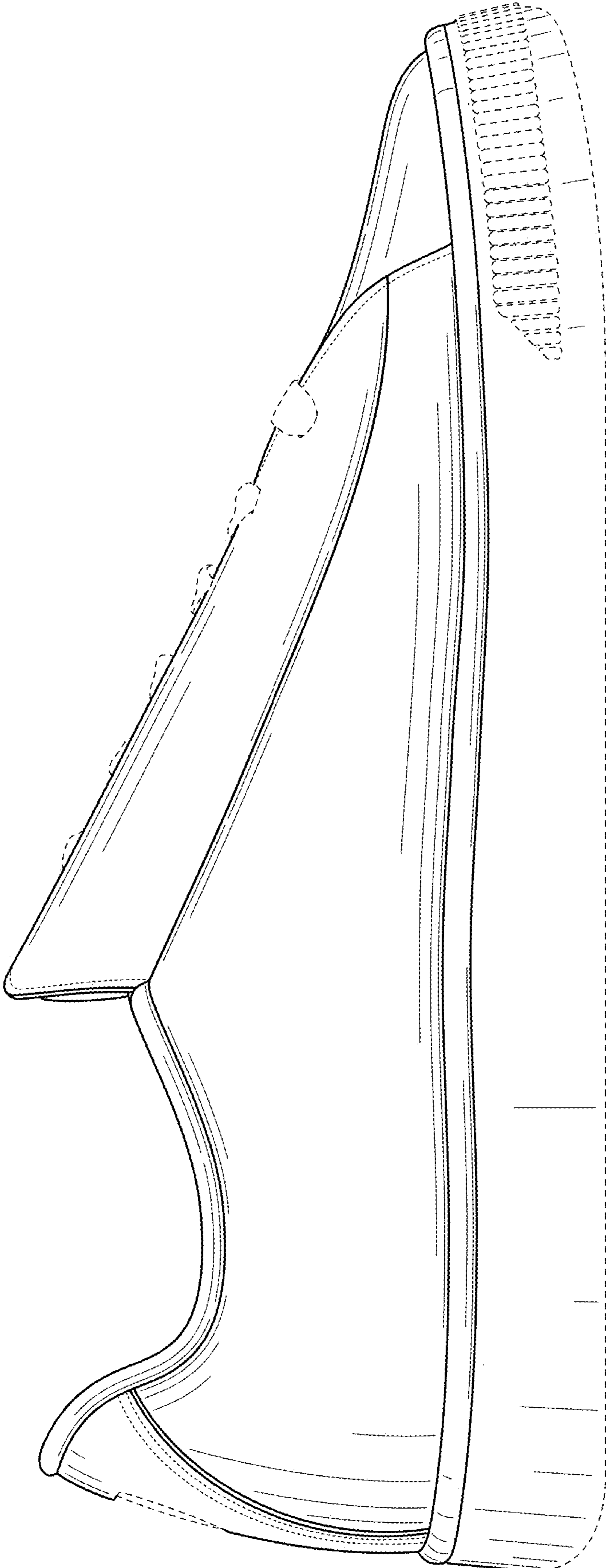


FIG. 4

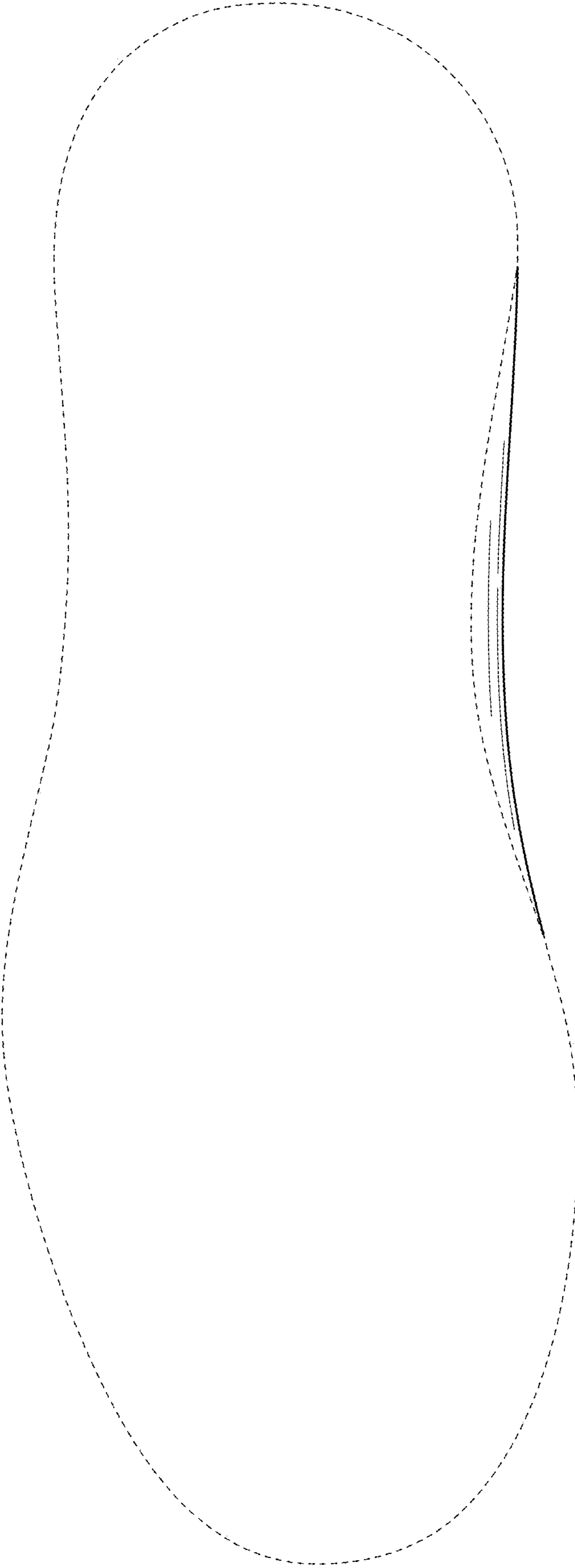


FIG. 5

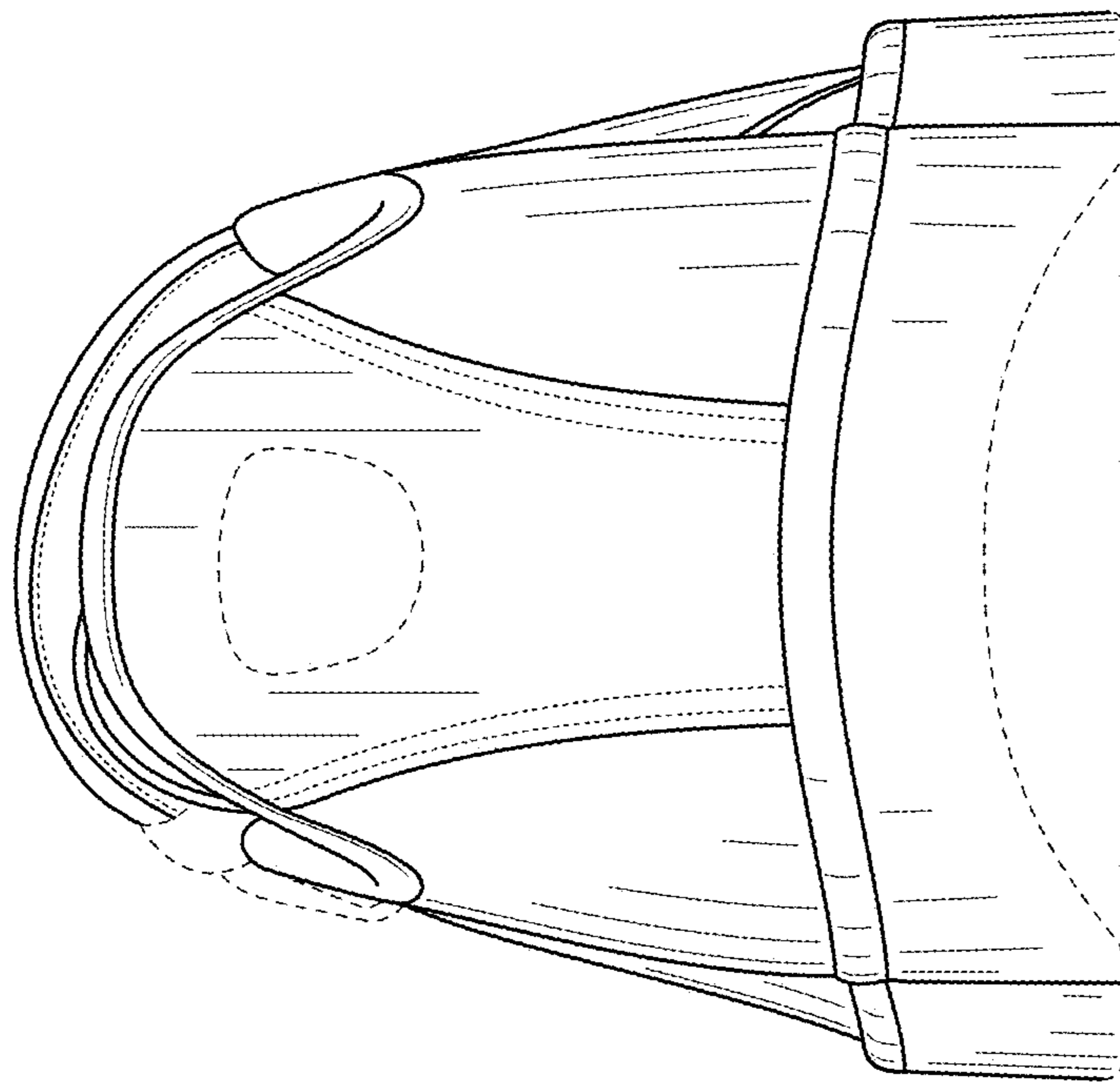


FIG. 6

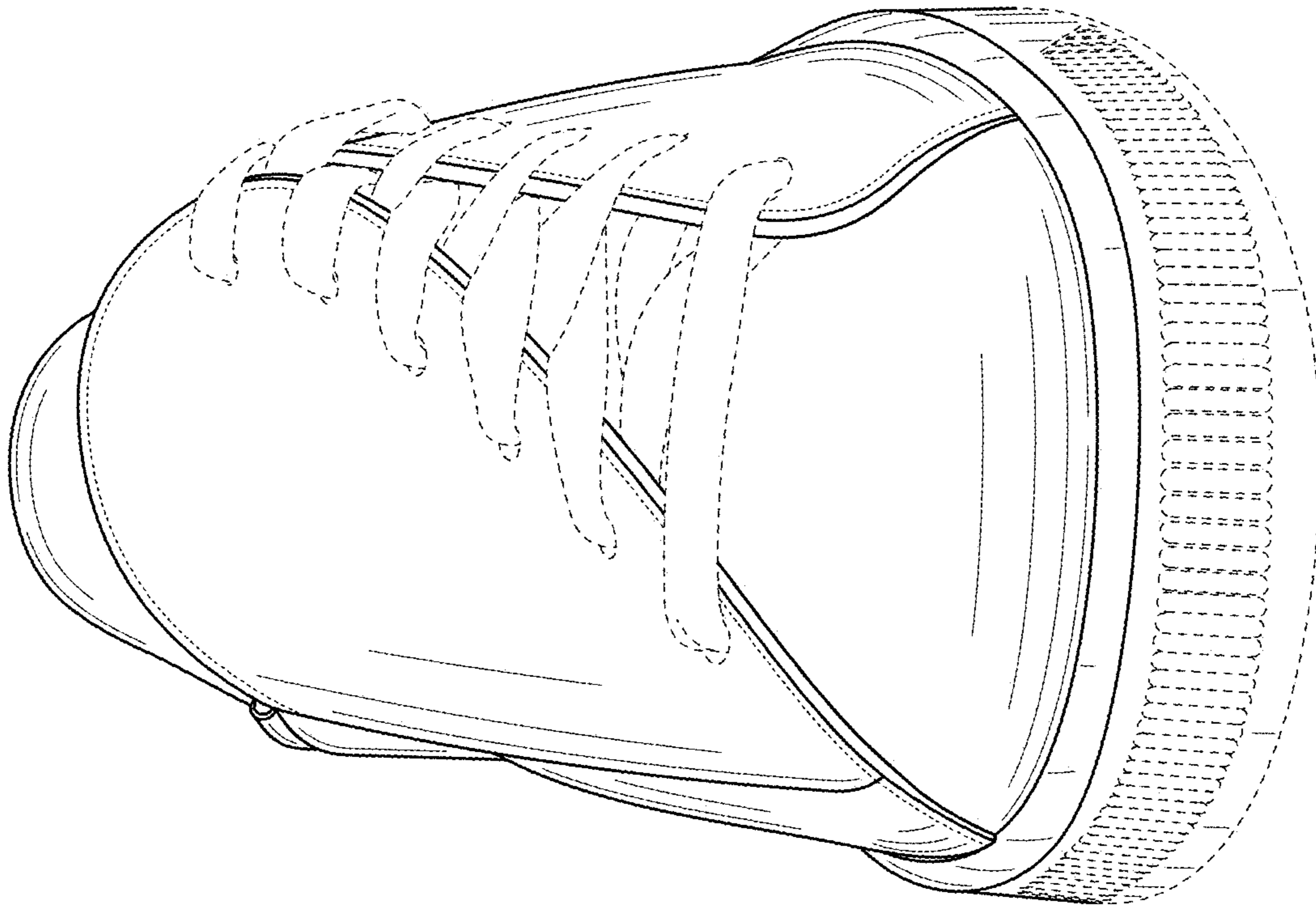


FIG. 7

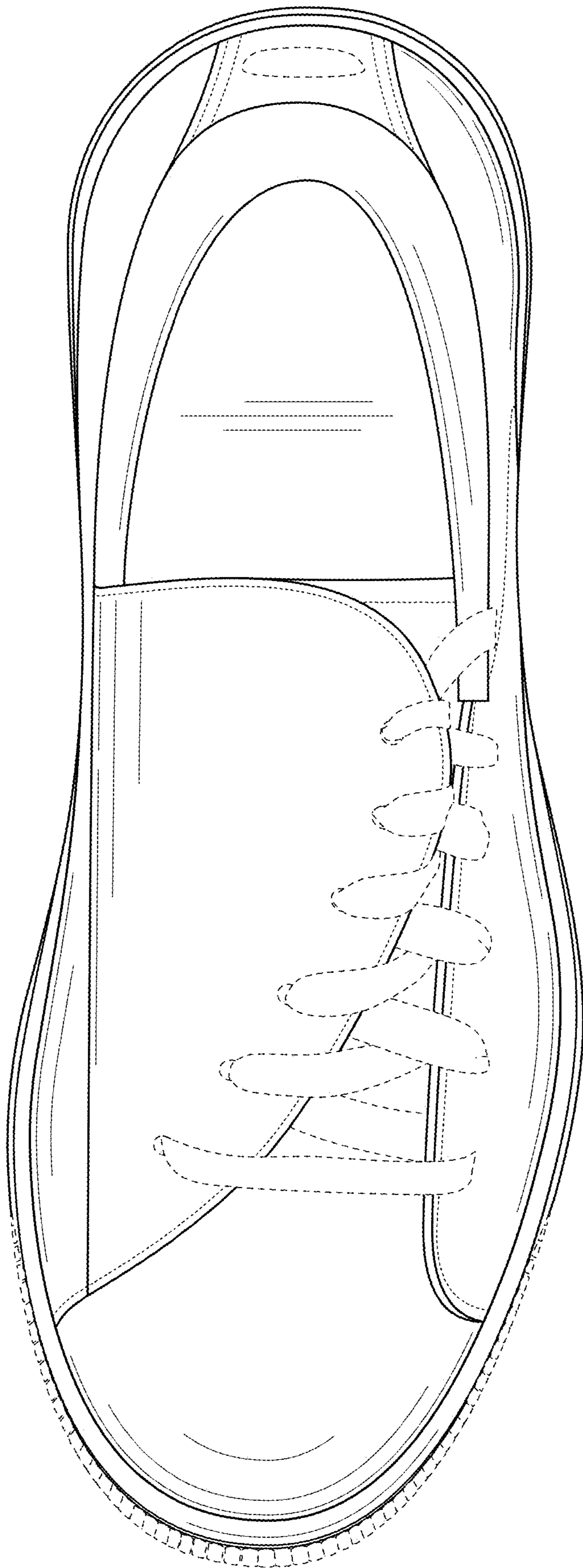


FIG. 8

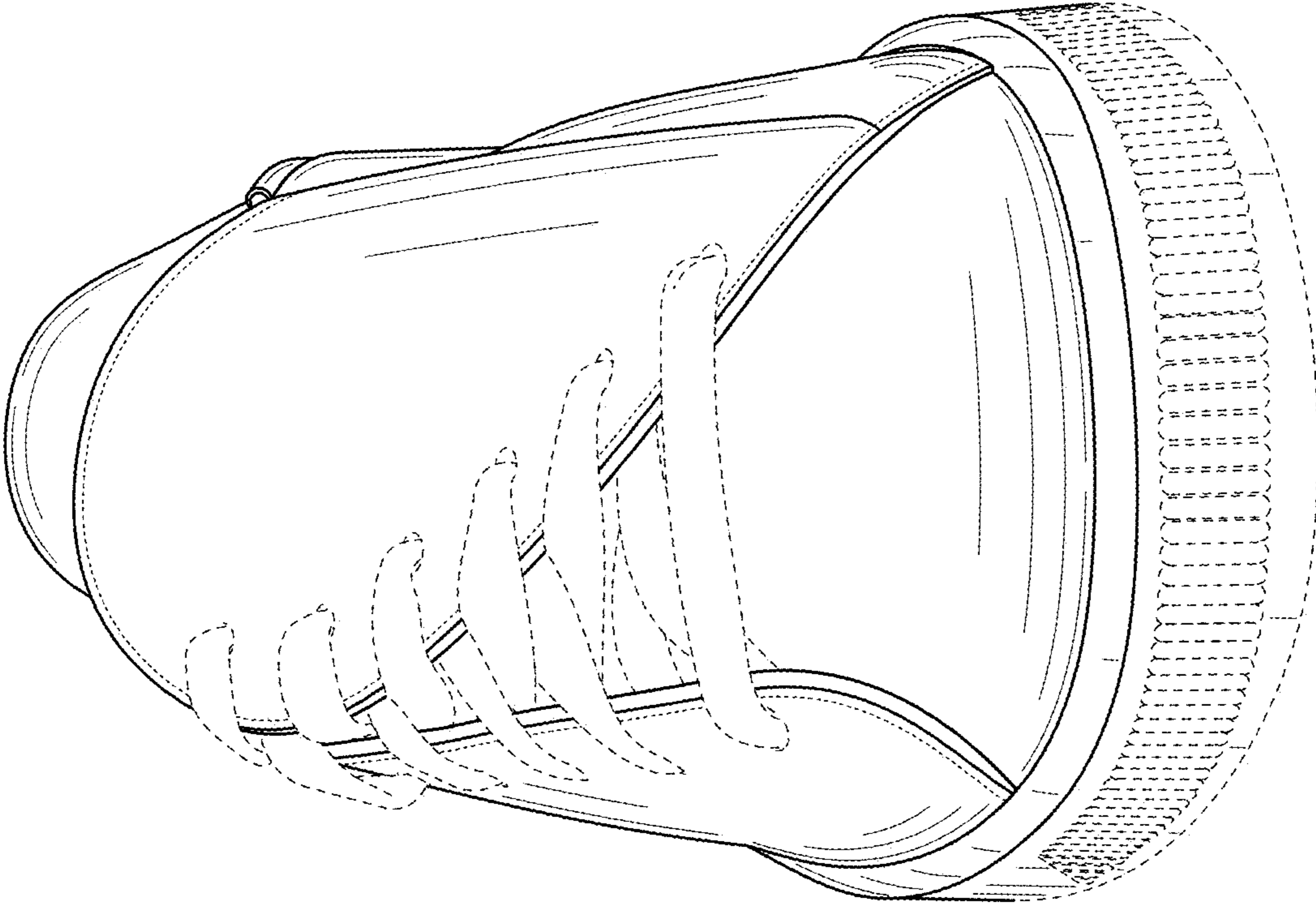


FIG. 9