



US00D934549S

(12) **United States Design Patent** (10) **Patent No.:** **US D934,549 S**  
**Choi** (45) **Date of Patent:** **\*\* Nov. 2, 2021**

(54) **SHOE INSOLE**  
(71) Applicant: **Moo Lip Choi**, Incheon (KR)  
(72) Inventor: **Moo Lip Choi**, Incheon (KR)  
(73) Assignee: **Moo Lip Choi**, Incheon (KR)  
(\*\*) Term: **15 Years**

D747,085 S \* 1/2016 Piontkowski ..... D2/961  
D795,549 S \* 8/2017 Chen ..... D2/961  
D795,552 S \* 8/2017 Clough ..... D2/961  
D796,175 S \* 9/2017 Mitchell ..... D2/961  
D797,429 S \* 9/2017 Granger ..... D2/961  
D800,434 S \* 10/2017 Anthony ..... D2/961  
D841,966 S \* 3/2019 Mitchell ..... D2/961  
2002/0050080 A1 \* 5/2002 Vasyli ..... A43B 7/1435  
36/145

(21) Appl. No.: **29/674,732**  
(22) Filed: **Dec. 24, 2018**  
(51) **LOC (13) Cl.** ..... **02-04**  
(52) **U.S. Cl.**  
USPC ..... **D2/961**  
(58) **Field of Classification Search**  
USPC ..... D2/896, 968, 961, 946, 947; D24/124,  
D24/126; 36/43, 44  
CPC .... A43B 1/00; A43B 1/10; A43B 1/14; A43B  
7/00; A43B 7/14; A43B 7/1405; A43B  
7/141; A43B 7/1415; A43B 7/142; A43B  
7/1425; A43B 7/143; A43B 7/1435; A43B  
7/144; A43B 7/1445; A43B 7/145; A43B  
7/1465; A43B 7/32; A43B 17/00; A43B  
17/003; A43B 17/006; A43B 17/08; A43B  
17/14; A43B 17/18; A43B 19/00  
See application file for complete search history.

(56) **References Cited**  
U.S. PATENT DOCUMENTS  
D121,708 S \* 7/1940 Werman ..... D2/961  
D371,894 S \* 7/1996 Gay ..... D2/961  
D533,336 S \* 12/2006 Walker ..... D2/961  
D545,532 S \* 7/2007 Sawtelle ..... D2/947  
D556,990 S \* 12/2007 Cabados ..... D2/961  
D594,198 S \* 6/2009 Kosmas ..... D2/961  
D596,388 S \* 7/2009 Hill ..... D2/946  
D615,742 S \* 5/2010 Vasyli ..... D2/961  
D672,126 S \* 12/2012 Walker ..... D2/961  
D746,033 S \* 12/2015 Cherneski ..... D2/961

**OTHER PUBLICATIONS**

1 Pair Silicone Bunion Corrector Hallux Valgus Toe Separators  
Straightener Hammer Toe Support Spacers for Men and Women,  
AliExpress, [https://www.aliexpress.com/item/33048502855.html?aff\\_](https://www.aliexpress.com/item/33048502855.html?aff_platform=true&aff_short_key=UneMJZVf&isdl=y&src=bing&albch=shopping&acnt=42005546&isdl=y&aff_short_key, 2020 (Year: 2020).)  
platform=true&aff\_short\_key=UneMJZVf&isdl=y&src=bing&albch=  
shopping&acnt=42005546&isdl=y&aff\_short\_key, 2020 (Year: 2020).\*

\* cited by examiner

*Primary Examiner* — Elizabeth J Oswecki

(57) **CLAIM**

The ornamental design for a shoe insole, as shown and described.

**DESCRIPTION**

FIG. 1 is a front, top, and right side perspective view of a shoe insole showing my new design;  
FIG. 2 is a front elevation view thereof;  
FIG. 3 is a rear elevation view thereof;  
FIG. 4 is a left side elevation view thereof;  
FIG. 5 is a right side elevation view thereof;  
FIG. 6 is a top plan view thereof; and,  
FIG. 7 is a bottom plan view thereof.  
The even broken lines used in the drawings are for the purpose of illustrating environmental structure and form no part of the claimed design. The dash-dot-dash broken lines shown in the drawings illustrate the boundary of the claim and form no part thereof.

**1 Claim, 7 Drawing Sheets**



FIG. 1

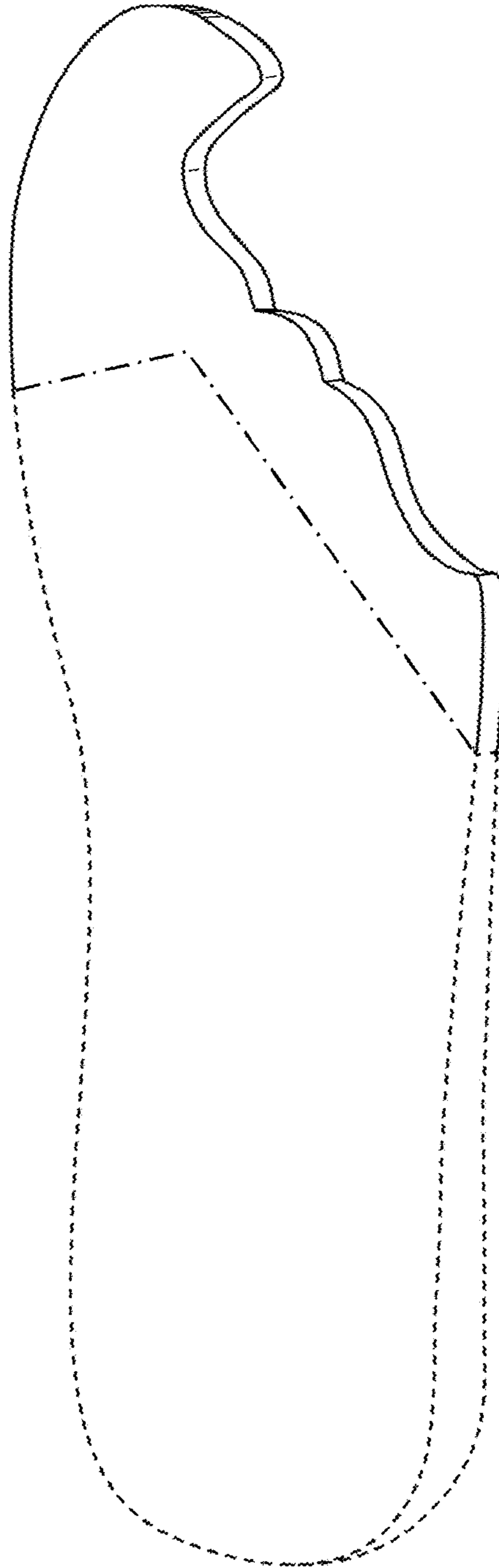


FIG. 2

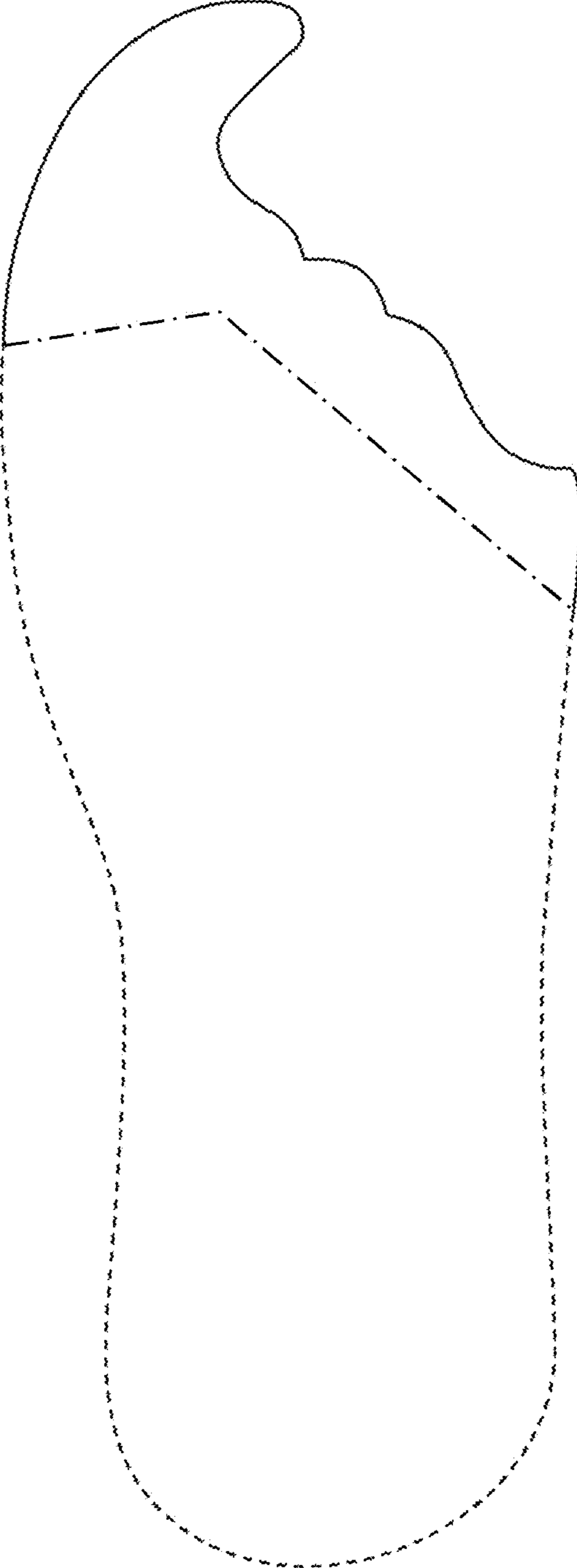


FIG. 3

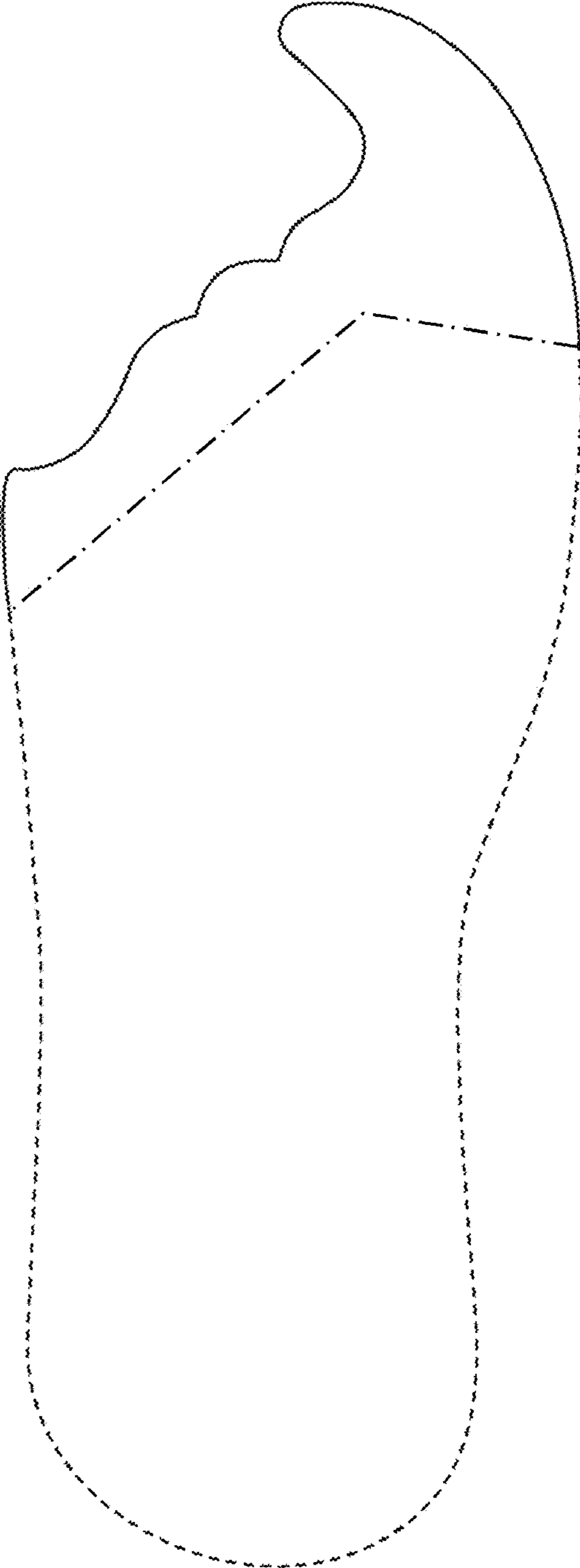


FIG. 4

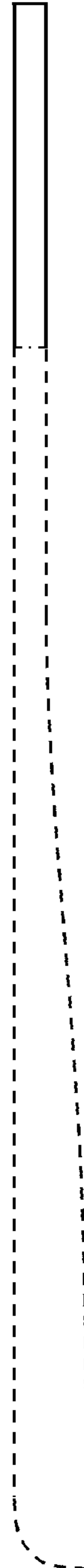


FIG. 5




FIG. 6

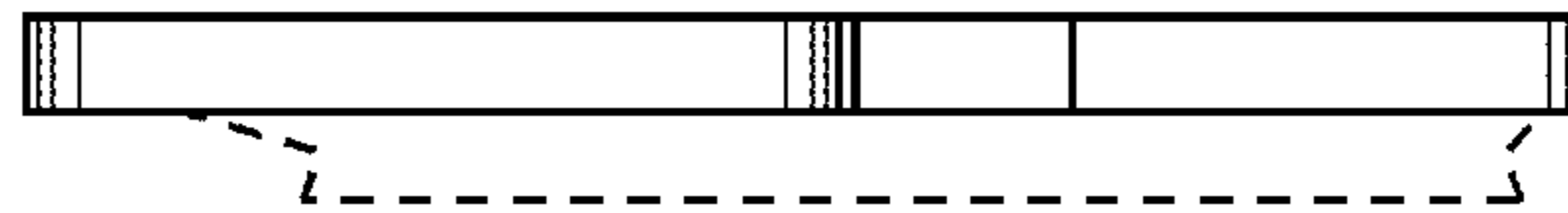


FIG. 7

