



US00D934538S

(12) **United States Design Patent**
Petrenka et al.

(10) **Patent No.:** **US D934,538 S**

(45) **Date of Patent:** **** Nov. 2, 2021**

- (54) **SHOE**
- (71) Applicant: **NIKE, Inc.**, Beaverton, OR (US)
- (72) Inventors: **Dylan Petrenka**, Portland, OR (US);
Lee Gibson, Beaverton, OR (US); **Joël Ryp Greenspan**, Portland, OR (US)
- (73) Assignee: **NIKE, Inc.**, Beaverton, OR (US)
- (**) Term: **15 Years**
- (21) Appl. No.: **29/710,472**
- (22) Filed: **Oct. 23, 2019**
- (51) **LOC (13) Cl.** **02-04**
- (52) **U.S. Cl.**
USPC **D2/947**
- (58) **Field of Classification Search**
USPC D2/902, 906, 908, 916, 918, 925,
D2/946-962, 977; 36/3 B, 22 R, 24.5,
36/25 R, 28, 32 R, 34 R, 59 C, 67 A, 103
CPC A43B 13/00; A43B 13/02; A43B 13/023;
A43B 13/026; A43B 13/04; A43B 13/08;
A43B 13/10; A43B 13/12; A43B 13/14;
A43B 13/141; A43B 13/143; A43B
13/16; A43B 13/18; A43B 13/181; A43B
13/187; A43B 13/189; A43B 13/20; A43B
13/22; A43B 13/223; A43B 13/24; A43B
13/28; A43B 13/30; A43B 13/32; A43B
13/34; A43B 13/36
See application file for complete search history.

- D777,410 S * 1/2017 Takahashi D2/947
- D816,972 S * 5/2018 Pauk
- D819,311 S * 6/2018 Jury et al.
- D851,878 S * 6/2019 Pauk D2/947
- D858,955 S * 9/2019 Bongers D2/910
- D859,794 S * 9/2019 Bongers D2/910
- D869,832 S * 12/2019 Seamarks D2/947
- D871,748 S * 1/2020 Della Valle A43B 21/26
D2/977
- D872,983 S * 1/2020 Louboutin D2/947
- D876,769 S * 3/2020 Aden D2/947
- D876,798 S * 3/2020 Aden D2/972
- D877,469 S * 3/2020 Mateo D2/947
- D882,916 S * 5/2020 Pauk D2/947
- D885,720 S * 6/2020 Galway D2/947
- D887,689 S * 6/2020 Bove D2/947
- D888,386 S * 6/2020 Pauk D2/947
- D891,056 S * 7/2020 Avar D2/947
- D892,479 S * 8/2020 Han D2/947
- D895,240 S * 9/2020 Schultze D2/947
- D901,146 S * 11/2020 Schultze D2/947
- D905,390 S * 12/2020 Hong D2/947
- D905,394 S * 12/2020 Schultze D2/947

(Continued)

Primary Examiner — T Chase Nelson

(74) Attorney, Agent, or Firm — Banner & Witcoff, Ltd.

(57) **CLAIM**

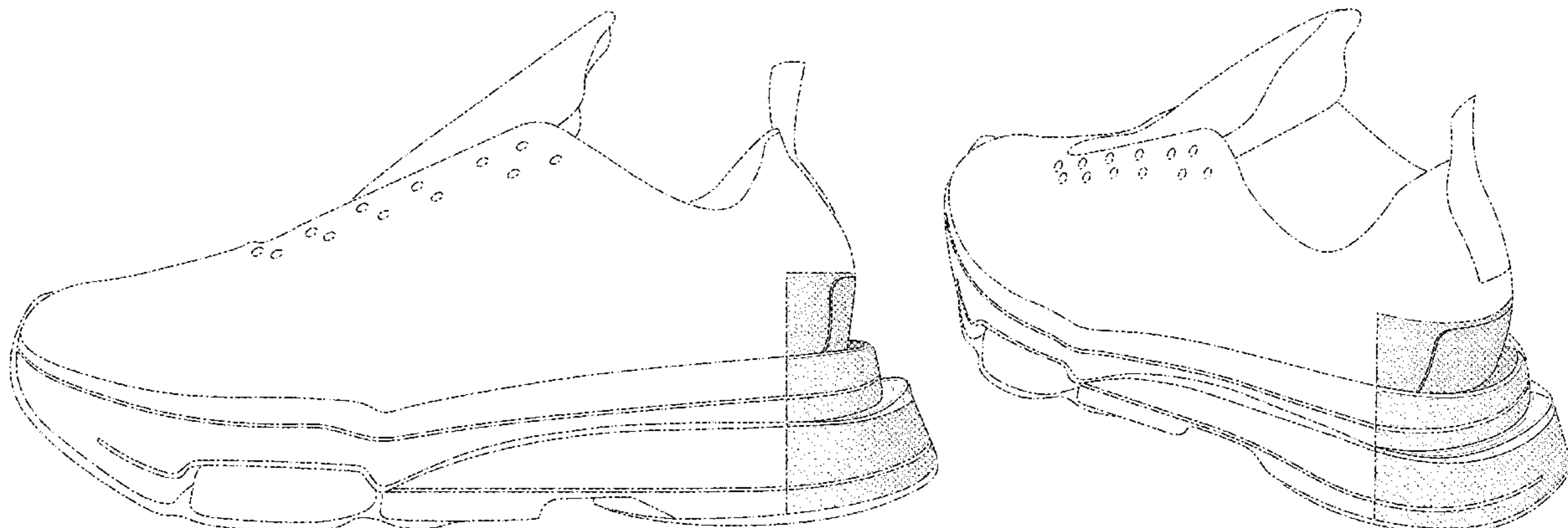
The ornamental design for a shoe, as shown and described.

DESCRIPTION

FIG. 1 is a side view of a shoe showing our new design; FIG. 2 is a rear perspective view thereof; and, FIG. 3 is a rear view thereof.

The broken lines immediately adjacent to the shaded area define the bounds of the claimed design and form no part thereof. The two broken line pairs within the shaded area and the unshaded region there between form no part of the claimed design. The broken lines depicting the remainder of the shoe form no part of the claimed design.

1 Claim, 3 Drawing Sheets



(56)

References Cited

U.S. PATENT DOCUMENTS

D906,649	S	*	1/2021	Odinot	D2/947
D907,342	S	*	1/2021	Odinot	D2/947
D908,325	S	*	1/2021	Petrenka	D2/947
D909,721	S	*	2/2021	Toelle	D2/947
D909,738	S	*	2/2021	Toelle	D2/972
D910,984	S	*	2/2021	Petrenka	D2/947
D910,985	S	*	2/2021	Head	D2/947
D911,694	S	*	3/2021	Matthews	D2/972
D913,657	S	*	3/2021	Matthews	D2/947
D915,750	S	*	4/2021	Street	D2/947
D919,263	S	*	5/2021	Rousteing	D2/947
2018/0289109	A1	*	10/2018	Beers	A43B 21/26

* cited by examiner

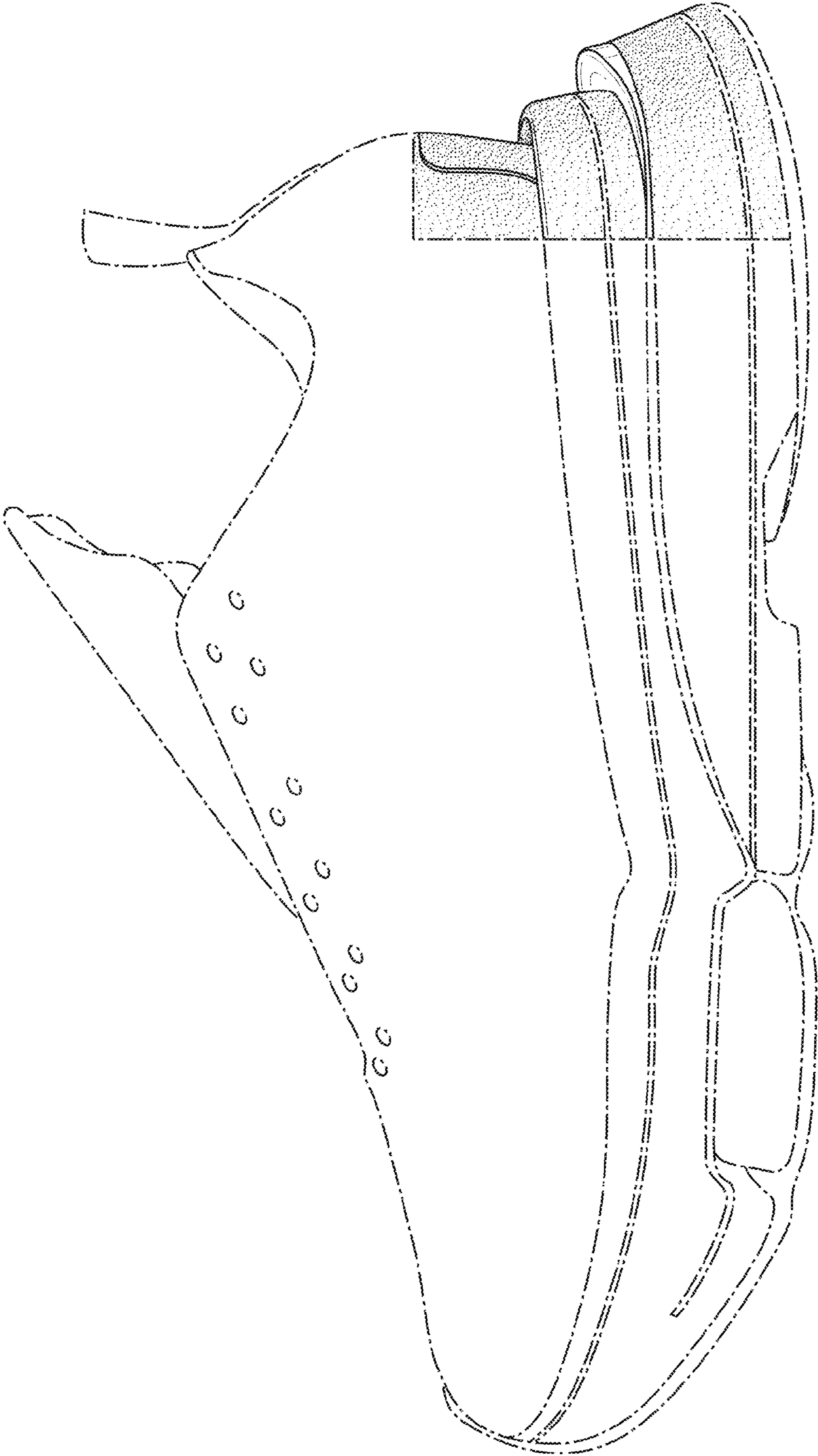


FIG. 1

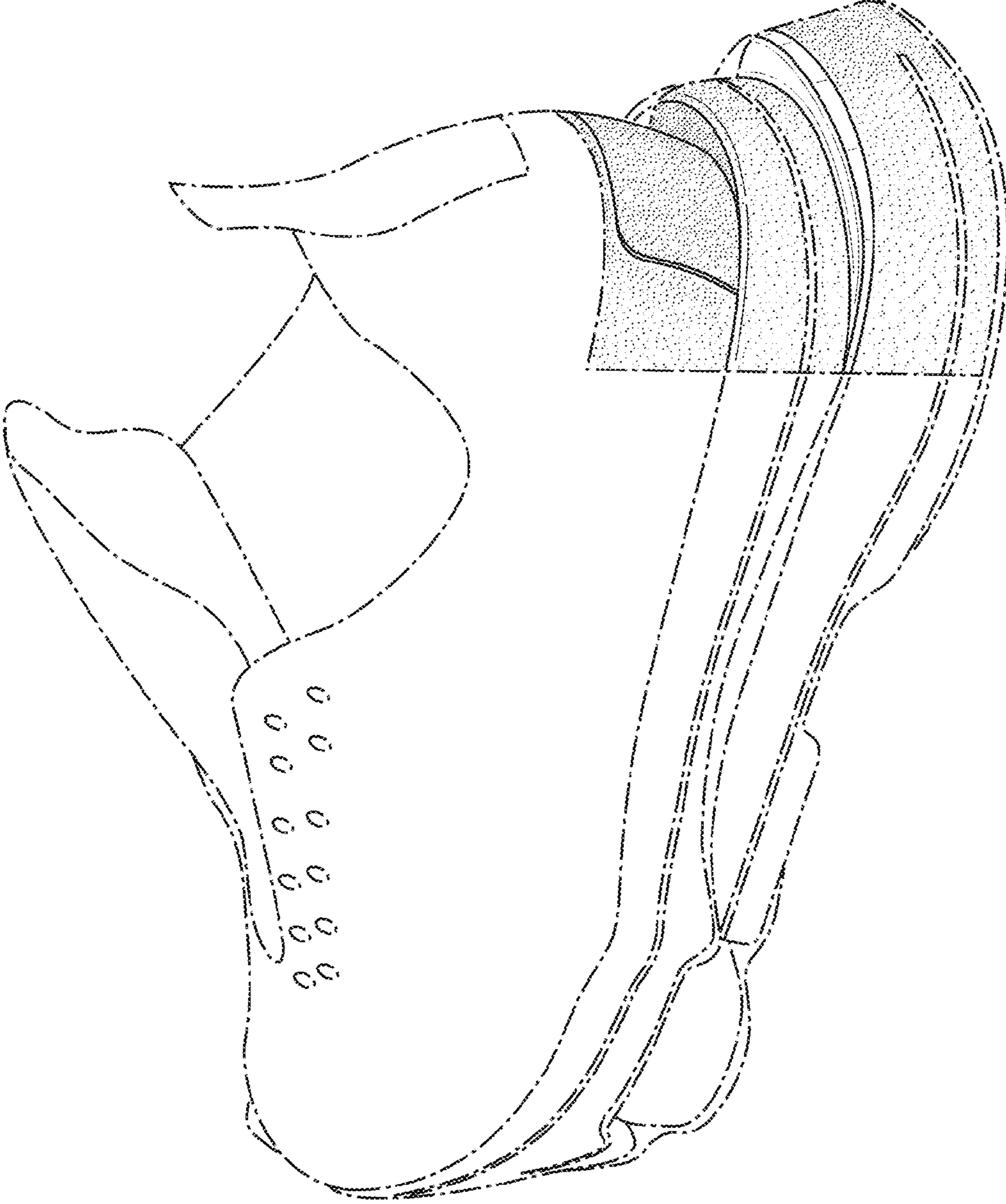


FIG. 2

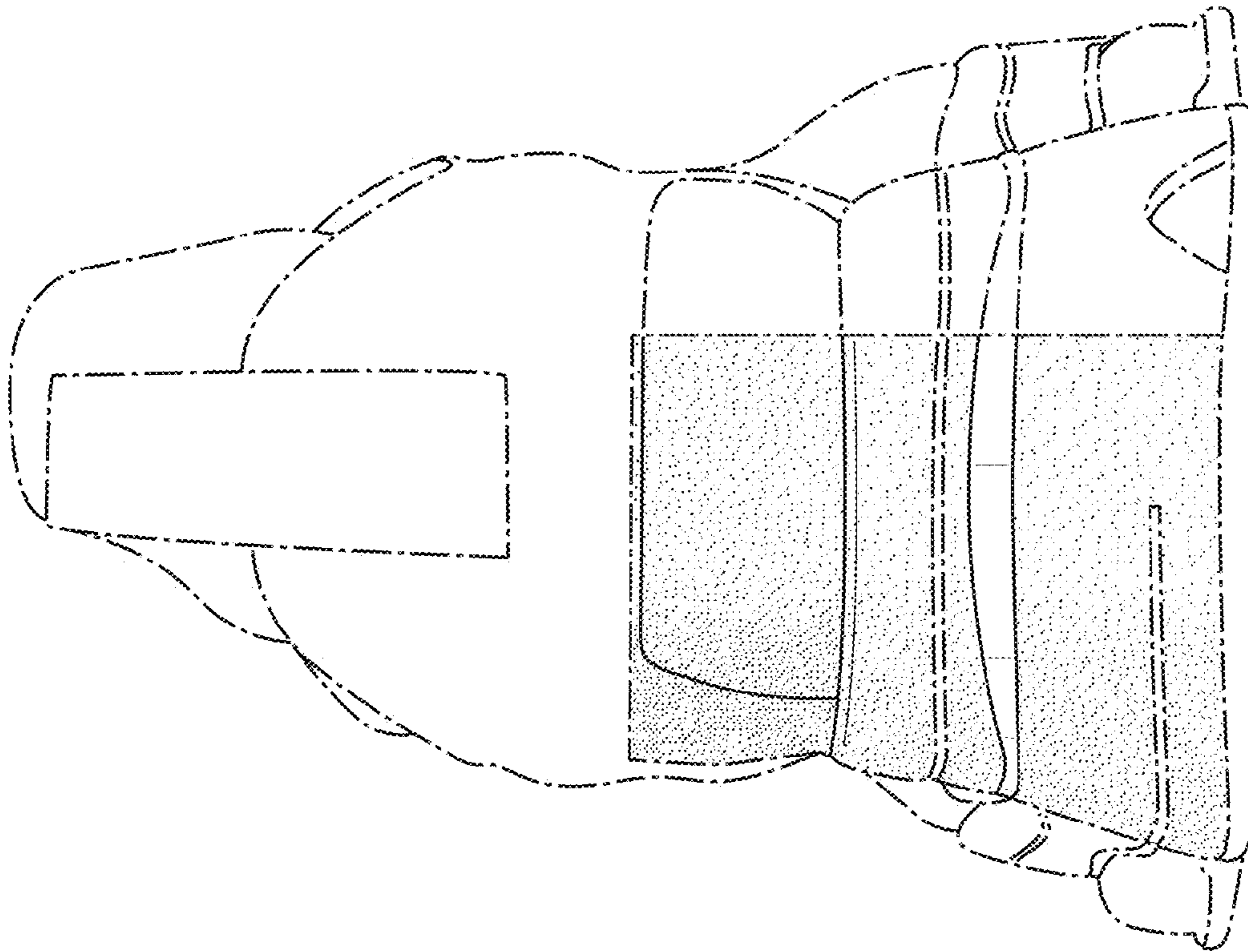


FIG. 3