



US00D934534S

(12) **United States Design Patent** (10) **Patent No.:** **US D934,534 S**
Chopak (45) **Date of Patent:** **** Nov. 2, 2021**

(54) **SLEEP SACK**
(71) Applicant: **Joy Chopak**, Lawrence, MA (US)
(72) Inventor: **Joy Chopak**, Lawrence, MA (US)
(**) Term: **15 Years**
(21) Appl. No.: **29/746,201**
(22) Filed: **Aug. 12, 2020**

(51) **LOC (13) Cl.** **02-01**
(52) **U.S. Cl.**
USPC **D2/719**
(58) **Field of Classification Search**
USPC D2/719, 720, 718, 728, 823, 824, 829
CPC A41B 13/06; A41B 13/065; A41B 13/00;
A41B 13/005
See application file for complete search history.

(56) **References Cited**

U.S. PATENT DOCUMENTS

D282,596 S * 2/1986 Bangert D2/719
D296,378 S * 6/1988 Coates D2/719
D446,907 S * 8/2001 Hall D2/719
D526,464 S * 8/2006 Johnson D2/718
D557,880 S * 12/2007 O'Connor-Cowley D2/719
D561,428 S * 2/2008 Nilsson D2/719
D606,282 S * 12/2009 Chen D2/719
D633,278 S * 3/2011 de Bourgknecht D2/719
D638,204 S * 5/2011 Nilsson D2/864
D643,596 S * 8/2011 Ashworth D2/719
D650,153 S 12/2011 Chopak et al.
D669,659 S * 10/2012 Barski D2/719
D716,526 S * 11/2014 Harris D2/719
D731,144 S * 6/2015 White D2/719
9,204,673 B1 * 12/2015 Alperin A41B 13/005
D778,534 S * 2/2017 Bopanna D2/719
D801,629 S * 11/2017 Cook D2/719
D838,435 S * 1/2019 Zhu D2/719
D851,361 S * 6/2019 Barski D2/719
D851,362 S * 6/2019 Barski D2/719

D866,122 S * 11/2019 Karp D2/719
D883,613 S * 5/2020 Damir D2/719
2005/0120459 A1 * 6/2005 McConnell G01K 13/20
2/69.5
2006/0236441 A1 * 10/2006 Johnson A41B 13/06
2/69.5
2010/0218299 A1 * 9/2010 Damir A41B 13/06
2/69.5
2014/0068834 A1 * 3/2014 Skinner A41B 13/06
2/69.5
2015/0342263 A1 * 12/2015 Taylor A41B 13/06
2/69.5

OTHER PUBLICATIONS

Kyte Baby, "Sleep Bag in Blush 0.5." <https://kytebaby.com/collections/0-5-tog/products/sleep-bag-in-blush-0-5>., printed Jul. 30, 2020.

* cited by examiner

Primary Examiner — Michelle E. Wilson

Assistant Examiner — Clese Moore, Jr.

(74) *Attorney, Agent, or Firm* — Pierce Atwood LLP

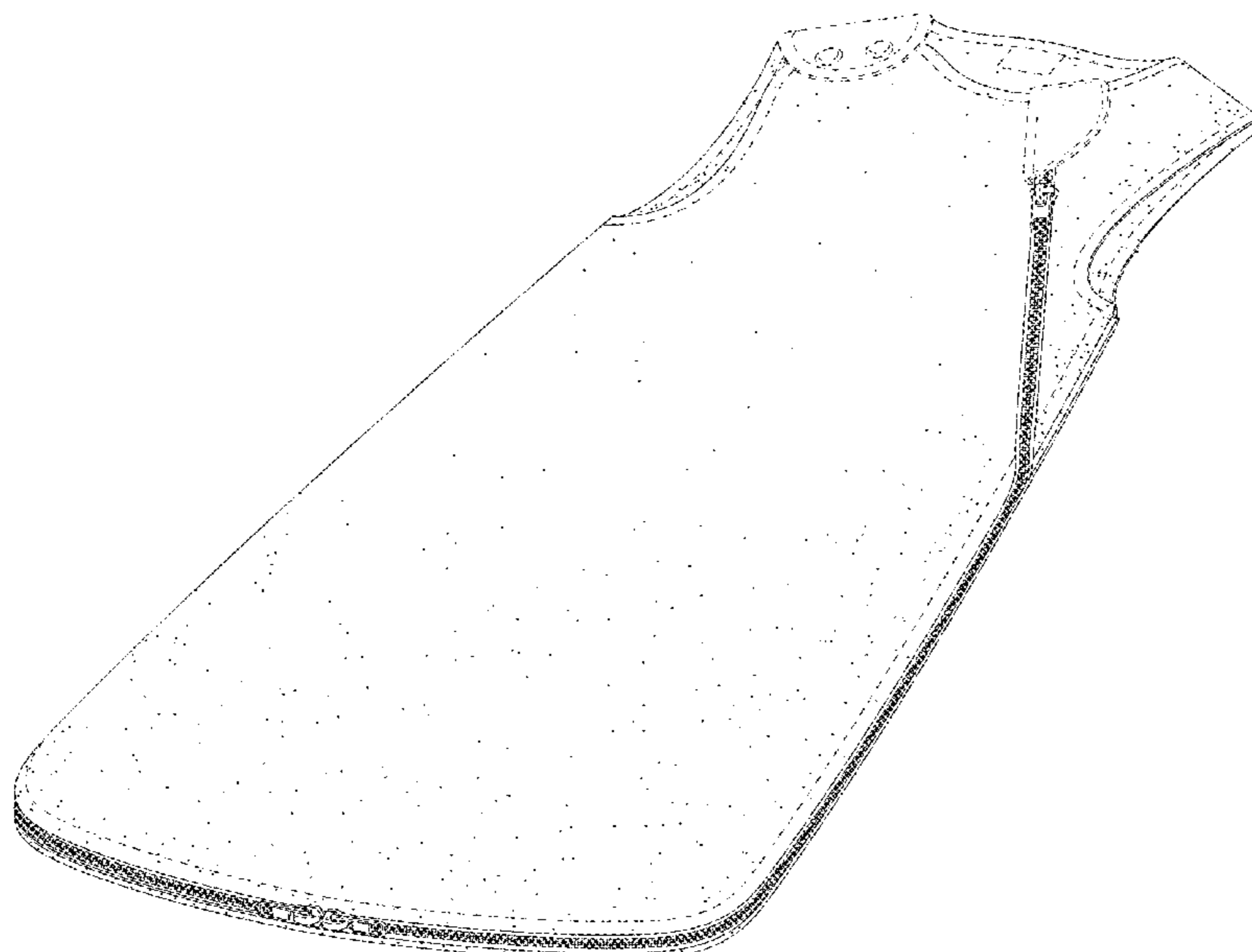
(57) **CLAIM**

The ornamental design for a sleep sack, as shown and described.

DESCRIPTION

FIG. 1 is a front perspective view of a sleep sack showing my new design;
FIG. 2 is a front elevation view thereof;
FIG. 3 is a rear elevation view thereof;
FIG. 4 is a right side elevation view thereof;
FIG. 5 is a left side elevation view thereof;
FIG. 6 is the top plan view thereof; and,
FIG. 7 is the bottom plan view thereof.
All of the broken lines illustrate portions of the sleep sack that form no part of the claimed design.

1 Claim, 5 Drawing Sheets



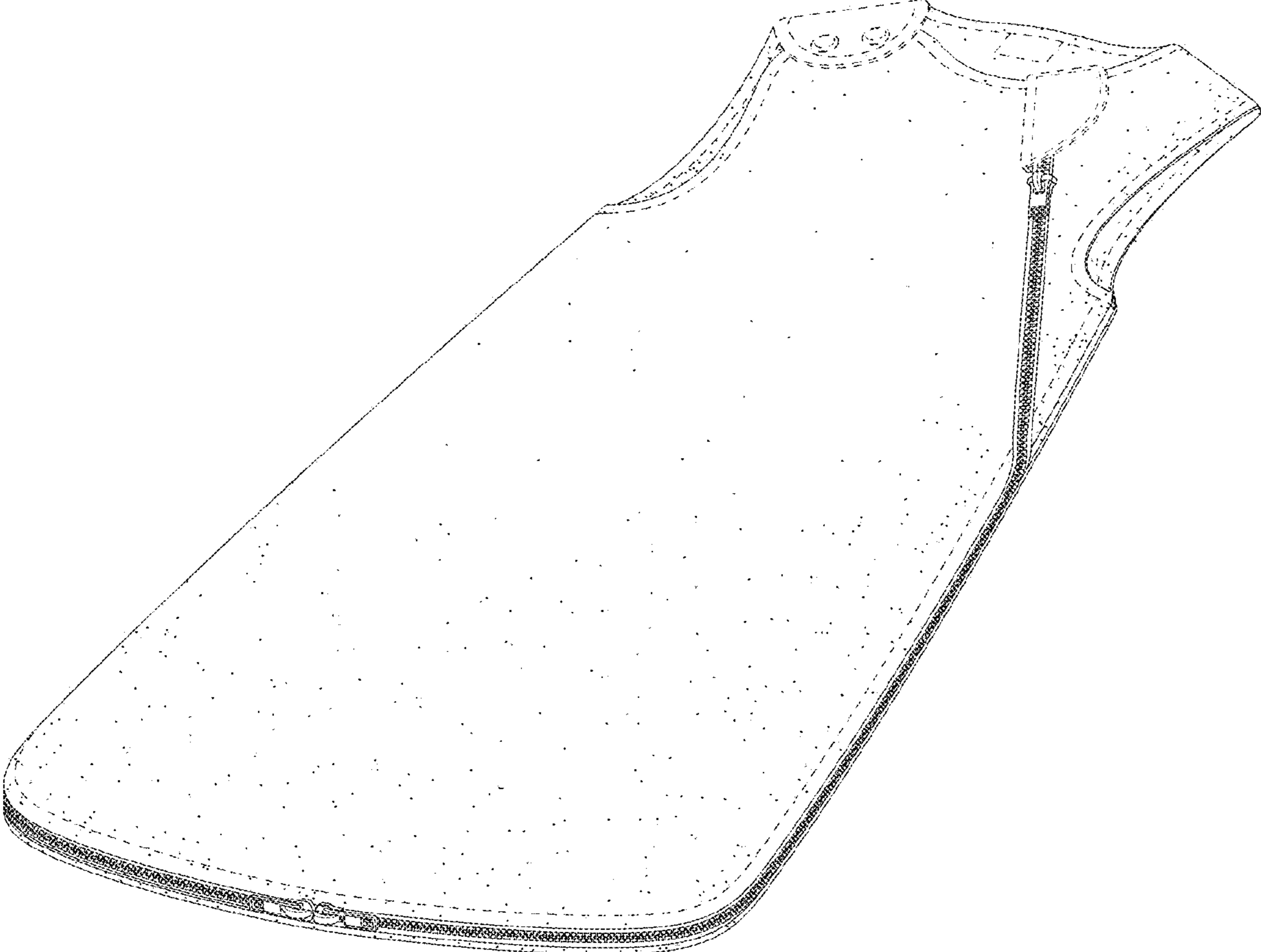


FIG. 1

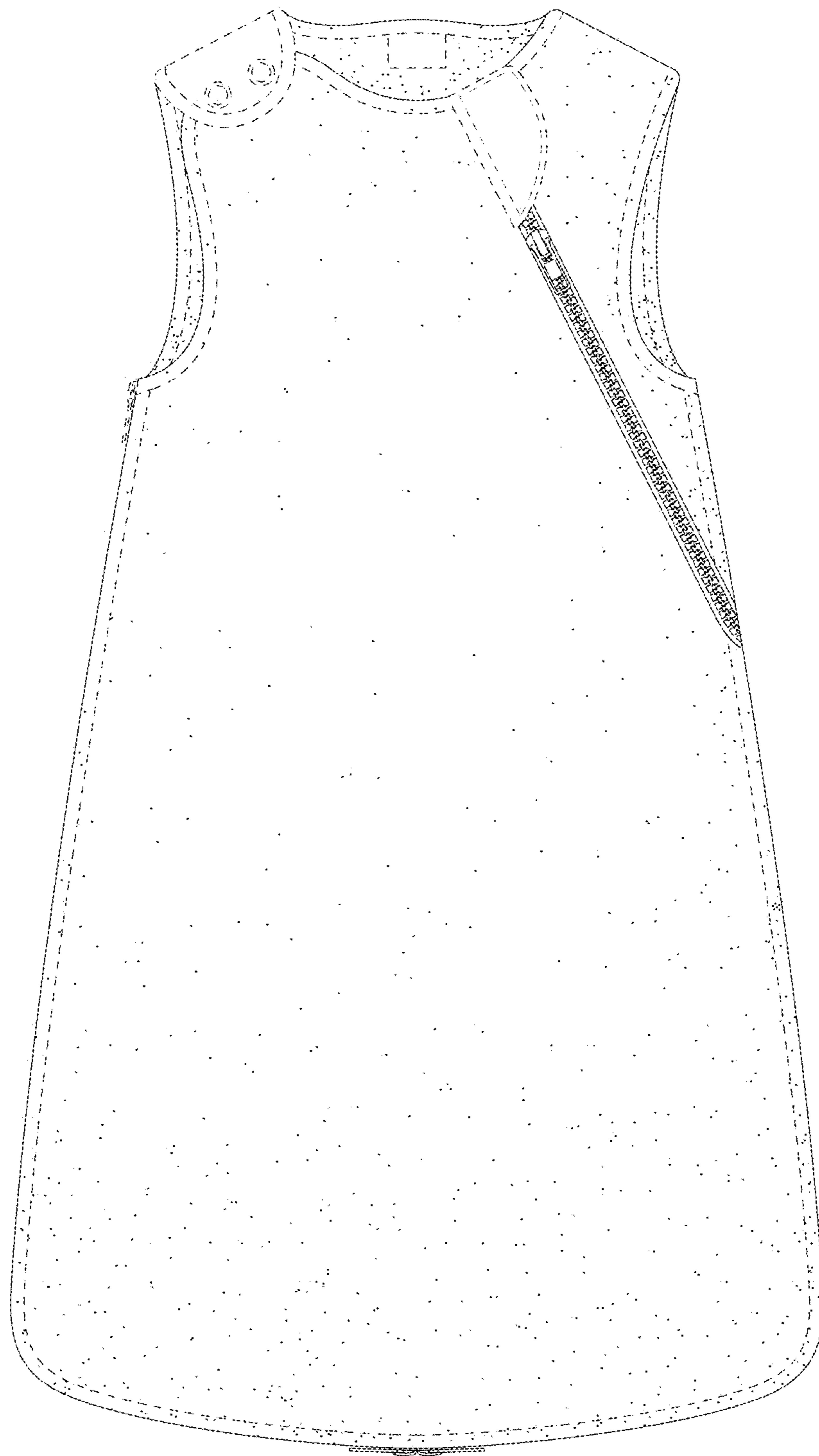


FIG. 2

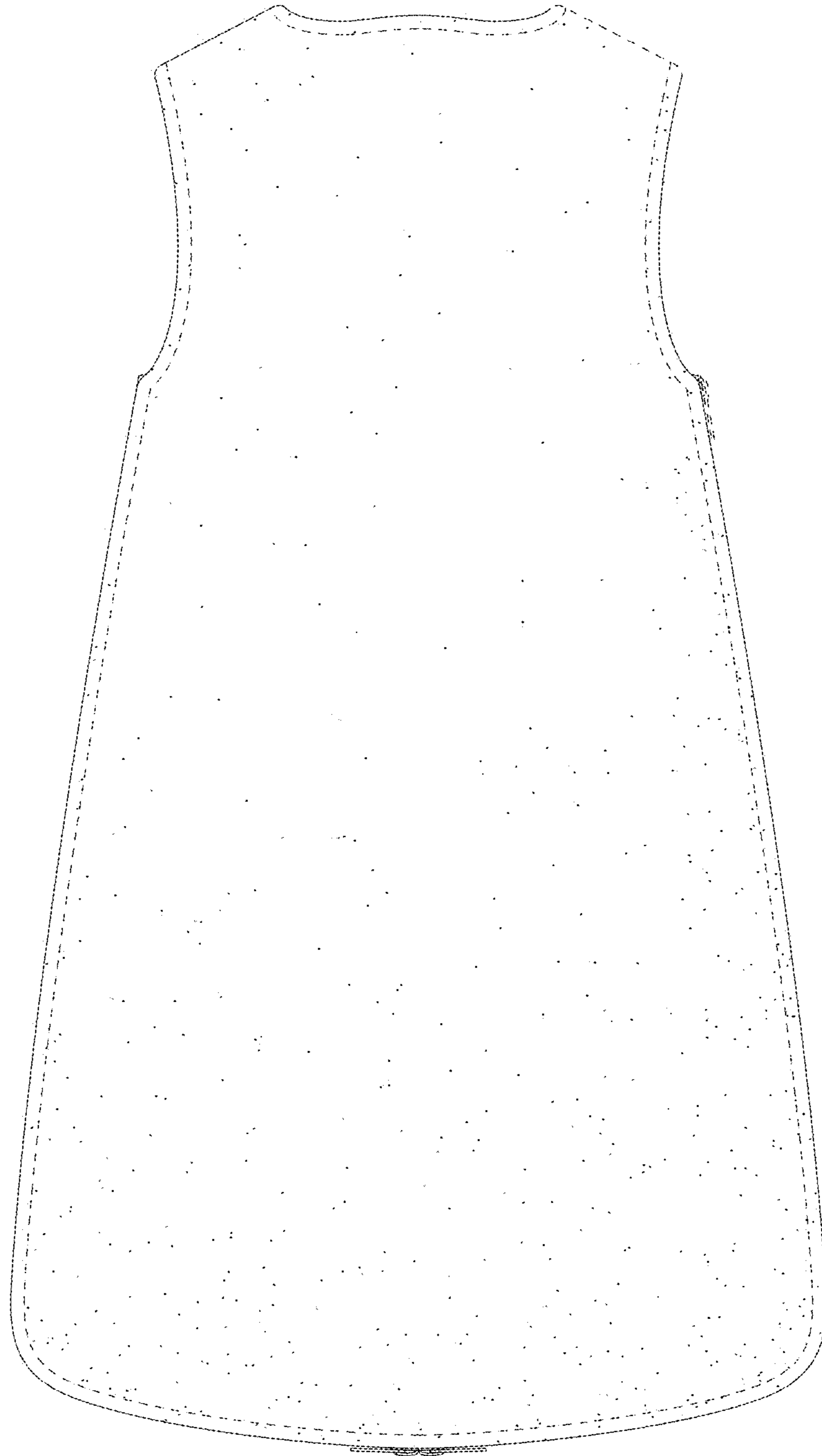


FIG. 3




FIG. 4




FIG. 5




FIG. 6

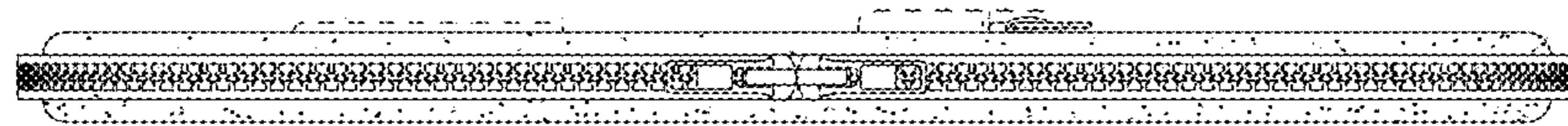


FIG. 7