



US00D934531S

(12) **United States Design Patent** (10) **Patent No.:** **US D934,531 S**
Elliott et al. (45) **Date of Patent:** **** Nov. 2, 2021**

(54) **CONFECTION**

(71) Applicant: **The Hershey Company**, Hershey, PA (US)

(72) Inventors: **Sherry S. Elliott**, Palmyra, PA (US);
James Edward Pierce, Mount Wolf, PA (US); **John Russell Stiff**, Falcon Heights, MN (US)

(73) Assignee: **The Hershey Company**, Hershey, PA (US)

(**) Term: **15 Years**

(21) Appl. No.: **29/741,884**

(22) Filed: **Jul. 16, 2020**

(51) **LOC (13) Cl.** **01-01**

(52) **U.S. Cl.**
USPC **D1/110**

(58) **Field of Classification Search**
USPC D1/100-130, 199; 426/5, 76, 87, 92, 94, 426/95, 99, 101, 103, 108, 138-139, 143, 426/144, 279, 282, 283, 391, 514, 549, 426/660; D11/31, 121, 134, 158; D2/869; D6/598, 552; D7/544, 675, D7/676; D21/576, 584, 621, 623, 628; D12/162; D14/143; D22/125; D3/211; D26/32; D8/38; D20/30
CPC A23G 3/54; A61K 9/2072; A61K 9/0004; A61K 9/2095; A61K 9/209
See application file for complete search history.

(56) **References Cited**

U.S. PATENT DOCUMENTS

D141,973 S * 8/1945 Wolf D21/589
D173,267 S * 10/1954 Kokoris D1/110
D220,328 S * 3/1971 Tripp D24/102
D305,254 S * 12/1989 Bateman D21/616
D321,076 S * 10/1991 Meyers, Jr. D1/107

D339,897 S * 10/1993 Thorniley D1/106
D420,395 S * 2/2000 Nielsen D21/502
D432,644 S * 10/2000 Harris D24/102
D564,176 S 3/2008 Edwards et al.
D666,937 S * 9/2012 Dunn D11/184
D740,572 S * 10/2015 Sudhakar D6/304
D814,564 S * 4/2018 Hernandez D19/69
D908,170 S * 1/2021 Li D19/82

FOREIGN PATENT DOCUMENTS

CN 3304034 7/2003
TR 201306026 11/2013
TR 201308530 2/2014
TR 201307786 3/2014
TR 201402722 6/2014
TR 201403002 6/2014
TR 201504224 7/2015
TR 201601619 3/2016
TR 201603114 5/2016

* cited by examiner

Primary Examiner — Katie Jane Stofko

(74) *Attorney, Agent, or Firm* — Design IP

(57) **CLAIM**



The ornamental design for a confection, as shown and described.

DESCRIPTION

FIG. 1 is a perspective view of a confection showing our new design;
FIG. 2 is a front view thereof;
FIG. 3 is a rear view thereof;
FIG. 4 is a right side view thereof;
FIG. 5 is a left side view thereof; and,
FIG. 6 is a top view thereof.

The greyscale shading shown in FIGS. 1-6 is provided solely for the purpose of showing surface contours. The dash-dot lines in FIGS. 1-6 and the areas within the dash-dot lines shown in phantom show portions of the confection that form no part of the claimed design.

1 Claim, 6 Drawing Sheets






FIG. 1




FIG. 2




FIG. 3

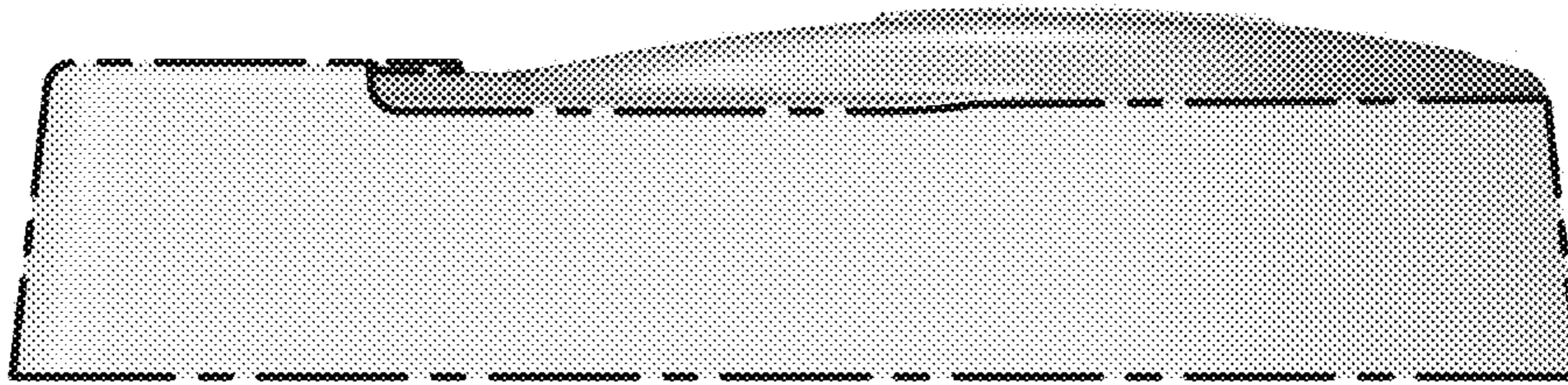


FIG. 4

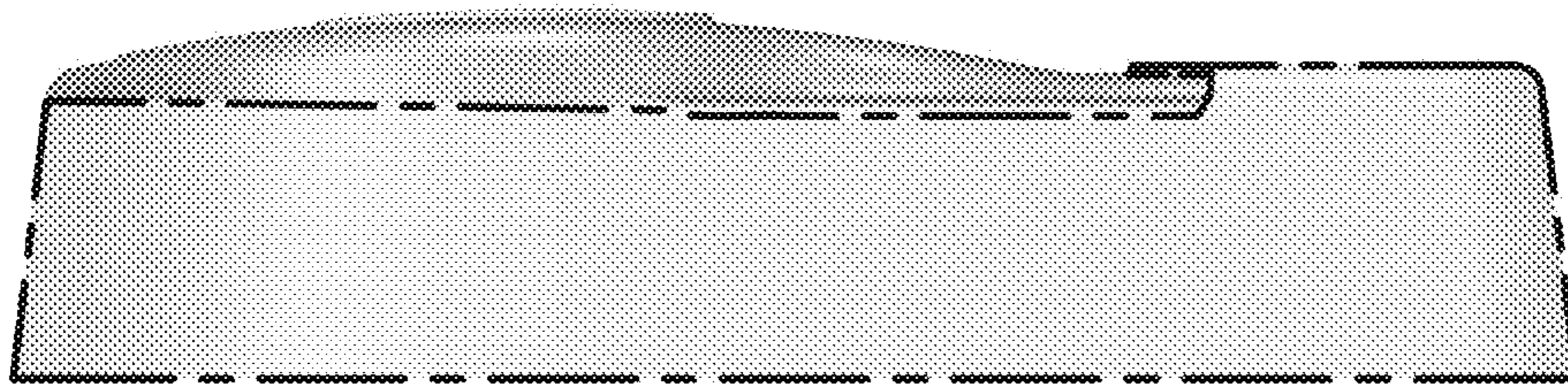


FIG. 5

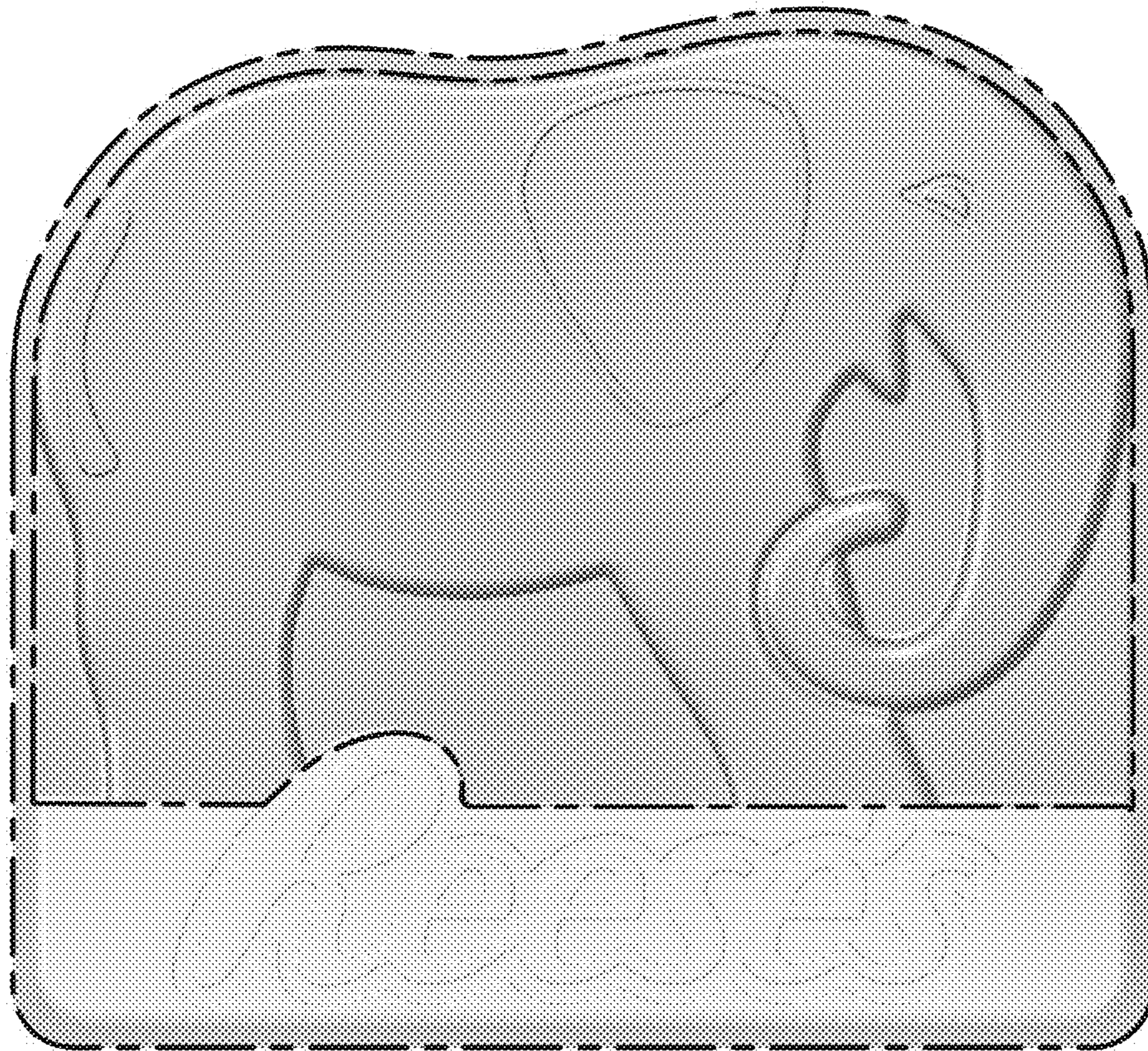


FIG. 6