



US00D934522S

(12) **United States Design Patent** (10) **Patent No.:** **US D934,522 S**  
**Reaux** (45) **Date of Patent:** **\*\* Oct. 26, 2021**

(54) **SPONGE HANDLE**

(71) Applicant: **Brian K. Reaux**, Red Oak, TX (US)

(72) Inventor: **Brian K. Reaux**, Red Oak, TX (US)

(73) Assignee: **Brian K. Reaux**, Red Oak, TX (US)

(\*\*) Term: **15 Years**

(21) Appl. No.: **29/651,837**

(22) Filed: **Apr. 19, 2019**

(51) **LOC (13) Cl.** ..... **07-05**

(52) **U.S. Cl.**  
USPC ..... **D32/49**

(58) **Field of Classification Search**  
USPC ..... D32/40-43, 45-46, 48-52; D4/100, 119,  
D4/132, 135  
CPC ..... A47L 4/00; A47L 13/10  
See application file for complete search history.

(56) **References Cited**

**U.S. PATENT DOCUMENTS**

- 2,789,305 A \* 4/1957 Weil ..... A47L 17/00  
15/244.1
- D271,817 S \* 12/1983 Collin ..... D32/40
- D312,339 S \* 11/1990 Nero, III ..... D32/40
- D334,095 S \* 3/1993 Beets ..... 15/28
- D370,085 S \* 5/1996 MacGilvary ..... D28/7
- D396,907 S \* 8/1998 Donnelly ..... 401/289
- 5,799,357 A \* 9/1998 Taylor ..... E04H 4/1609  
15/144.4
- 5,873,494 A \* 2/1999 Dallas, Jr. .... B65D 47/2006  
222/129
- D410,110 S \* 5/1999 Roland ..... D28/7
- D446,898 S \* 8/2001 Brewer ..... D32/45
- D496,512 S \* 9/2004 Treacy ..... D32/51
- 7,287,295 B2 \* 10/2007 Treacy ..... A46B 7/04  
15/209.1
- D571,515 S \* 6/2008 Krause ..... D32/40
- D621,663 S \* 8/2010 Cantwell ..... D7/505

- D681,308 S \* 5/2013 Firsing-Paris ..... D1/105
- D690,892 S \* 10/2013 Krause ..... D32/40
- D752,873 S \* 4/2016 Deluca ..... D4/116
- D768,947 S \* 10/2016 Mantelli ..... D32/40
- D776,890 S \* 1/2017 Reaux ..... D32/40
- D777,392 S \* 1/2017 Reaux ..... D32/40
- D801,081 S \* 10/2017 Krause ..... D6/553
- D811,674 S \* 2/2018 Krause ..... D32/40
- D812,930 S \* 3/2018 Krause ..... D6/553
- D813,481 S \* 3/2018 Jack ..... D32/40
- D815,785 S \* 4/2018 Reaux ..... D32/52
- D822,298 S \* 7/2018 Krause ..... D32/43
- D822,927 S \* 7/2018 Krause ..... D32/43
- D835,430 S \* 12/2018 Krause ..... D6/553

(Continued)

**OTHER PUBLICATIONS**

Amazon.com: Scrub Daddy Sponge Caddy, reviews 2018, <https://www.amazon.com/Scrub-Daddy-Sponge-Universal-Suction/dp/B074FG7RJQ?th=1>, site visited Apr. 26, 2020.\*

(Continued)

*Primary Examiner* — John R Yeh

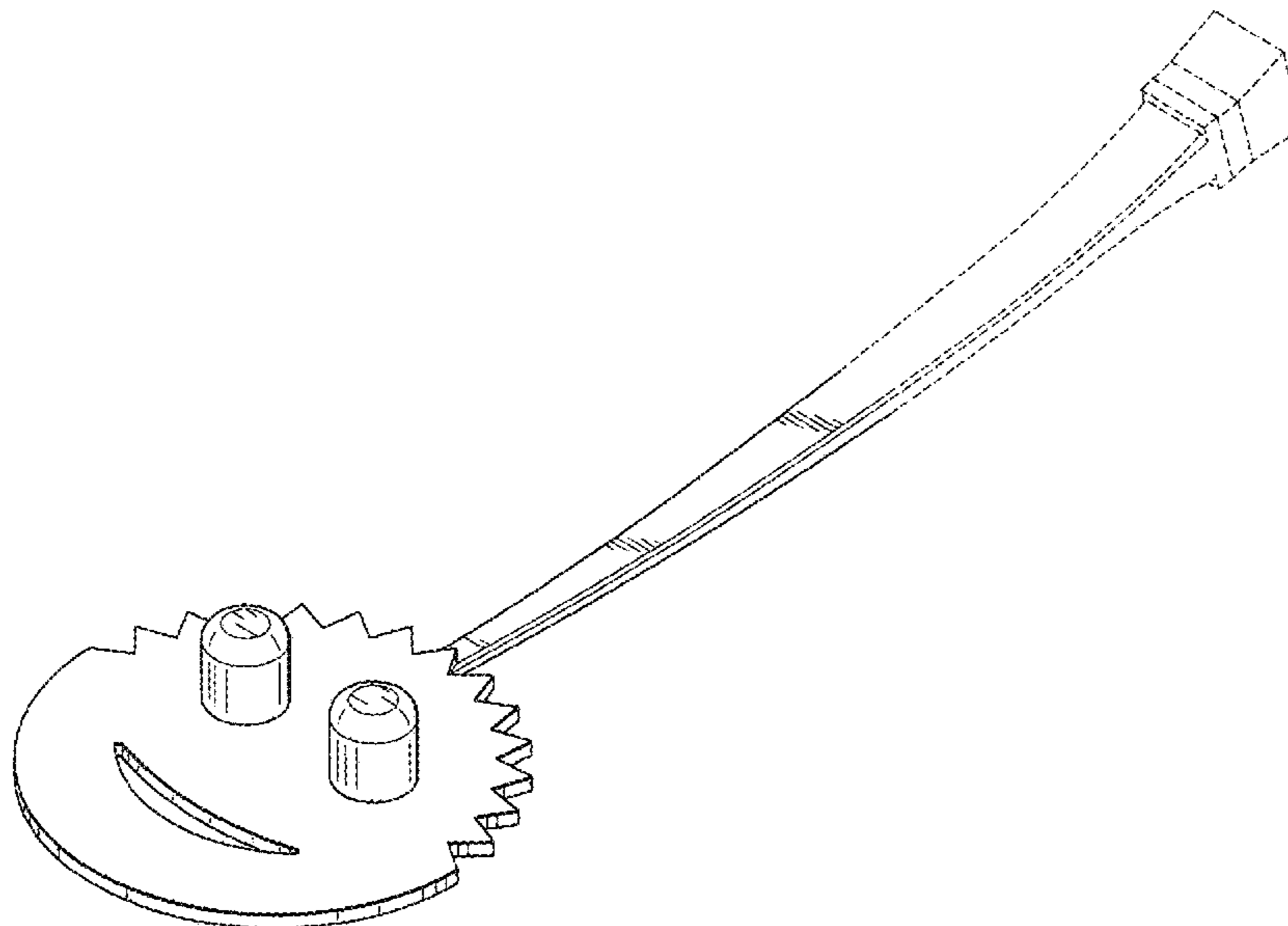
(57) **CLAIM**

The ornamental design for a sponge handle, as shown and described.

**DESCRIPTION**

FIG. 1 is a front perspective view showing my design for a sponge handle;  
FIG. 2 is a front view thereof;  
FIG. 3 is a back view thereof;  
FIG. 4 is a top view thereof;  
FIG. 5 is a bottom view thereof; and,  
FIG. 6 is a left side view thereof, the right side being a mirror image thereof.  
The broken lines in the drawings depict portions of the sponge handle that form no part of the claimed design.

**1 Claim, 3 Drawing Sheets**



(56)

**References Cited**

U.S. PATENT DOCUMENTS

D845,667 S \* 4/2019 Krause ..... D6/553  
D889,132 S \* 7/2020 Kuang ..... D4/116  
2014/0075699 A1\* 3/2014 Krause ..... A47K 7/02  
15/209.1

OTHER PUBLICATIONS

Daddy Handle, website 2021, <https://www.smilingspongehandle.com/product/soap-dispensing-handle-for-that-famous-smiling-sponge/>, site visited Jun. 22, 2021.\*

\* cited by examiner

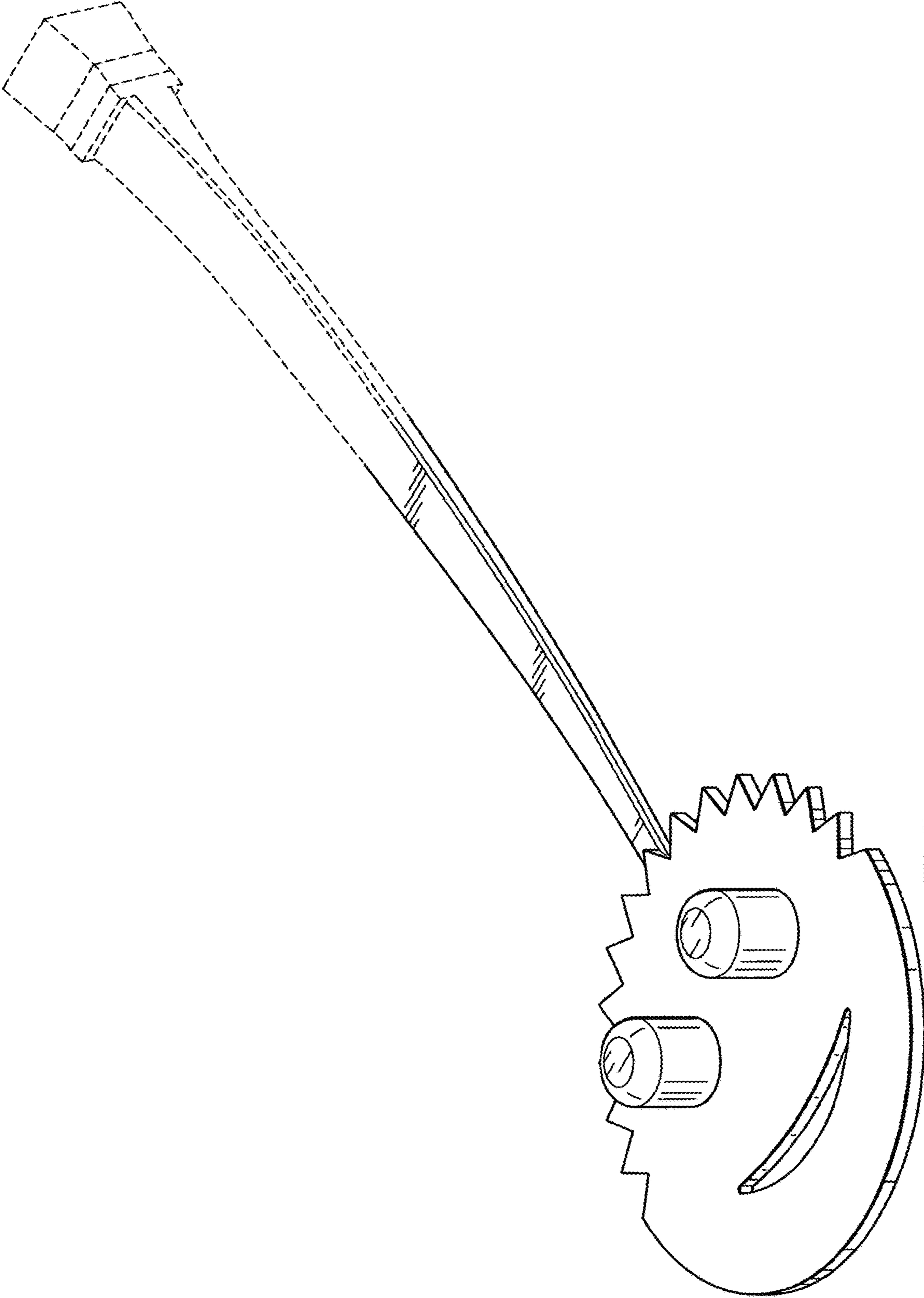


FIG. 1

FIG. 2

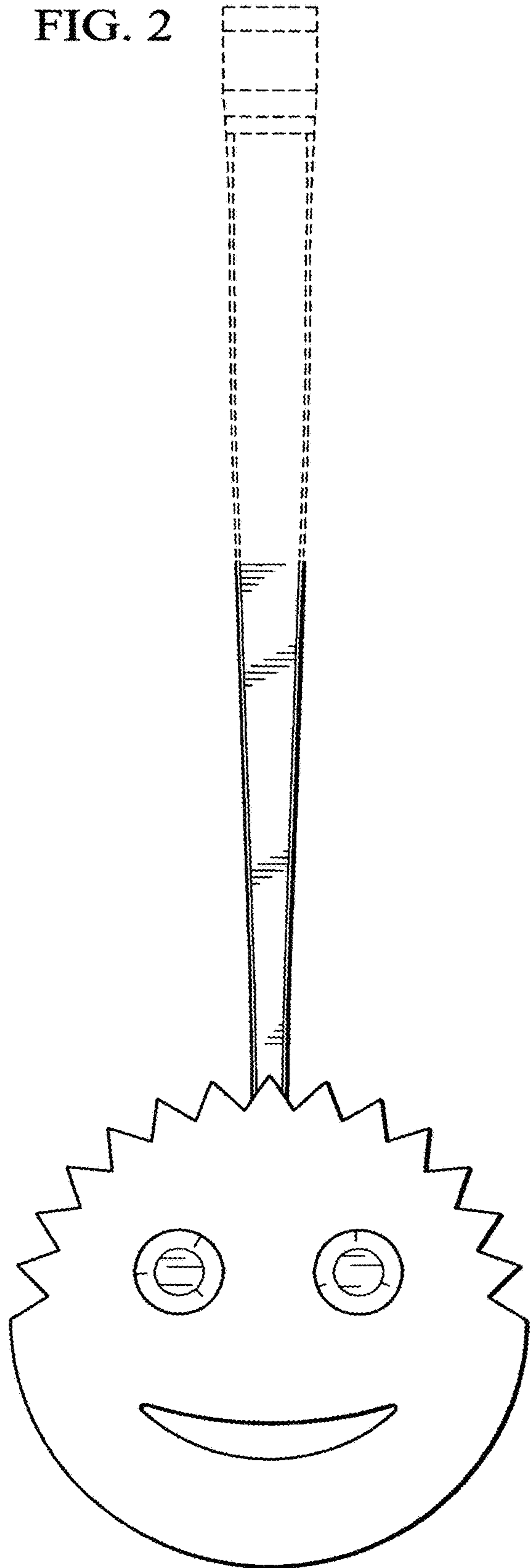
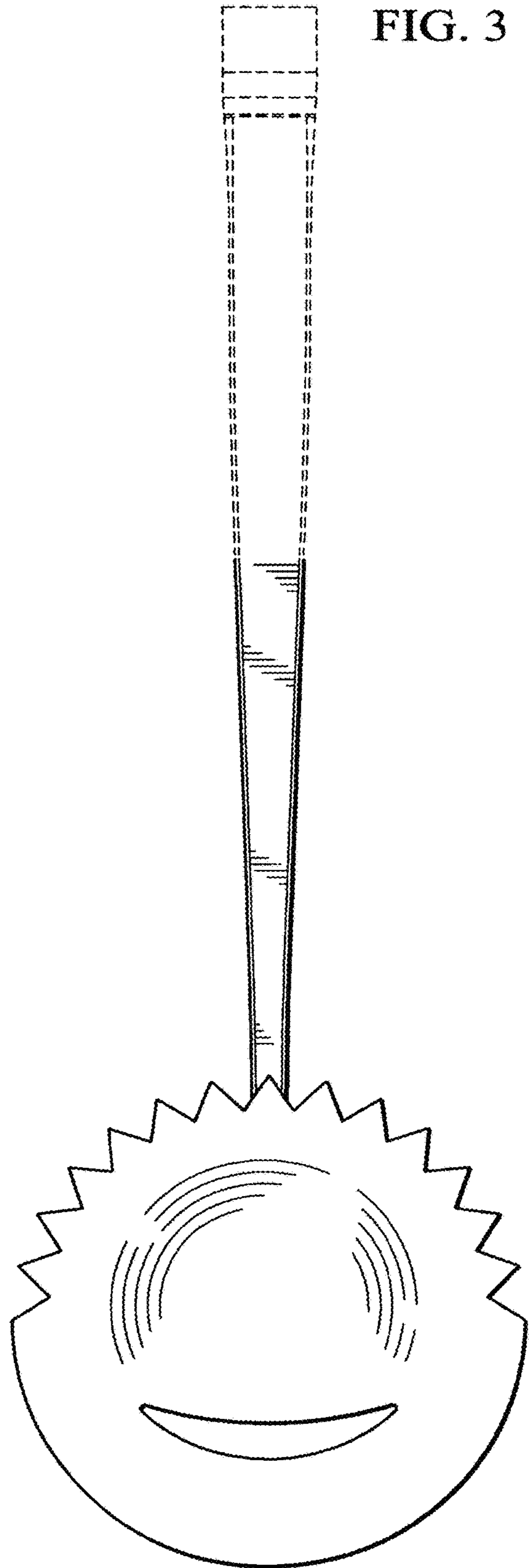


FIG. 3



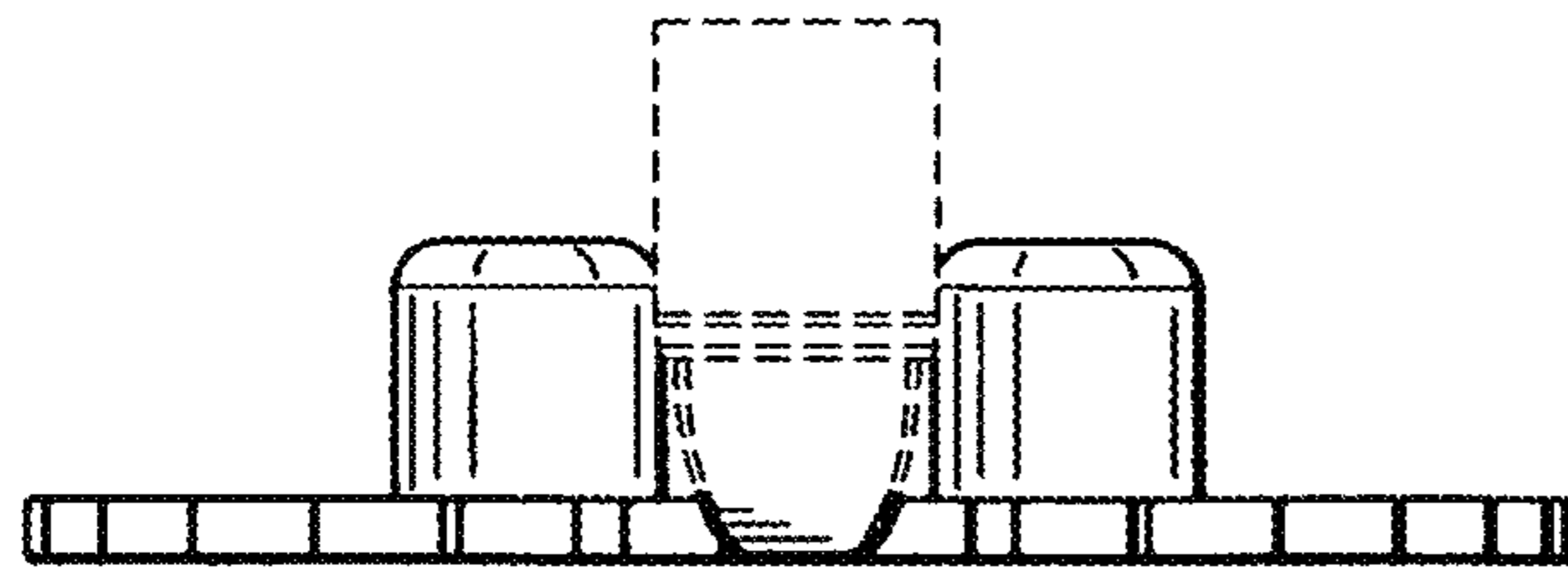


FIG. 4

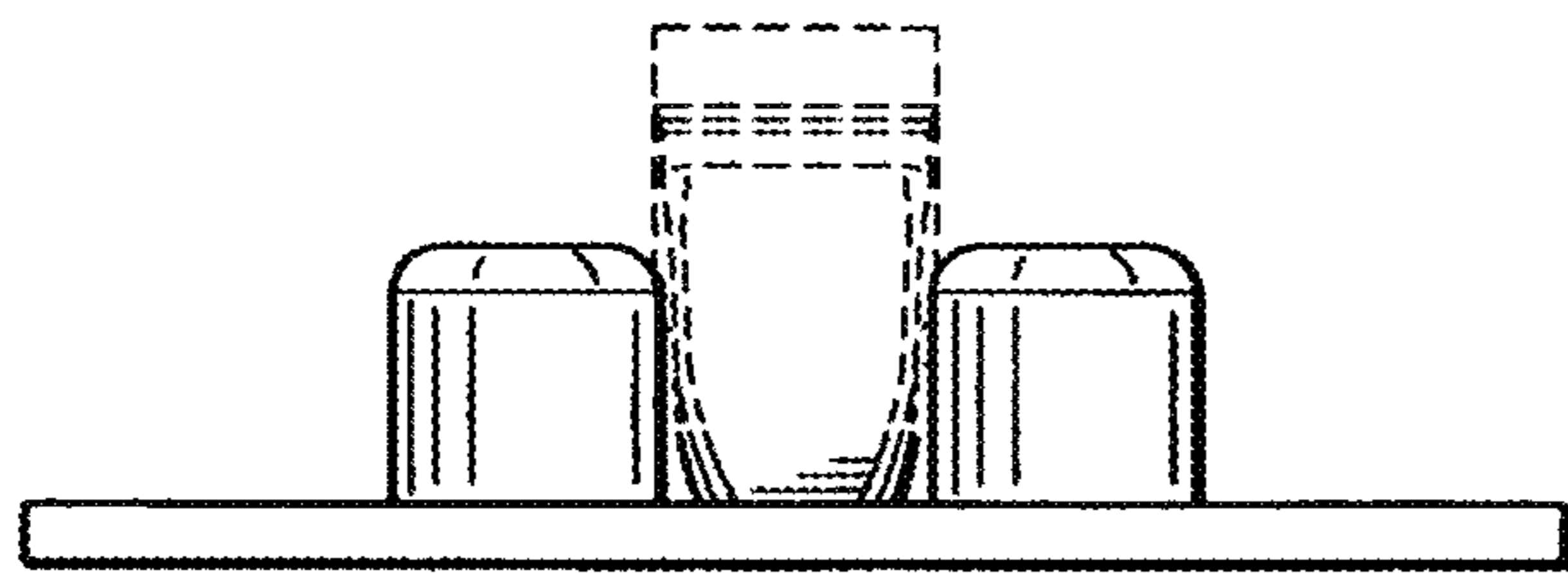


FIG. 5



FIG. 6