



US00D934507S

(12) **United States Design Patent**
Guerguis

(10) **Patent No.:** **US D934,507 S**
(45) **Date of Patent:** **** Oct. 26, 2021**

(54) **FACE SHIELD**
(71) Applicant: **University of Tennessee Research Foundation, Knoxville, TN (US)**
(72) Inventor: **Maged Samir Guerguis, Knoxville, TN (US)**
(73) Assignee: **University of Tennessee Research Foundation, Knoxville, TN (US)**

(**) Term: **15 Years**

(21) Appl. No.: **29/739,749**

(22) Filed: **Jun. 29, 2020**

(51) **LOC (13) Cl.** **02-99**

(52) **U.S. Cl.**
USPC **D29/122**

(58) **Field of Classification Search**
USPC D29/107, 108, 110, 122; D24/110, D24/110.1, 110.2
CPC A41D 13/11; A41D 13/1107; A41D 13/1161; A41D 13/1184; A41D 13/1218; A62B 18/02; A42B 3/26; A42B 3/04; A42B 3/22; A42B 3/28; A61F 9/02; A61F 9/027

See application file for complete search history.

(56) **References Cited**

U.S. PATENT DOCUMENTS

797,293 A * 8/1905 Lang et al. G02C 7/16 2/12
2,610,323 A * 9/1952 Johnson A61F 9/025 2/8.1
3,686,690 A * 8/1972 Webb A41D 13/1184 2/9
D227,819 S * 7/1973 Kotzar D29/110
D228,700 S * 10/1973 Gager, Jr. D29/110
D311,262 S * 10/1990 Curry D29/110
D361,160 S * 8/1995 Russell A41D 13/1184 D29/110

D362,086 S * 9/1995 Russell A41D 13/1184 D29/110
5,647,060 A * 7/1997 Lee A41D 13/1184 2/9
5,732,410 A * 3/1998 Machson A61F 9/02 2/9
5,862,530 A * 1/1999 Shillington A41D 13/1184 2/439
D454,667 S * 3/2002 Chartrand D29/110
(Continued)

OTHER PUBLICATIONS

Architecture Professor Designs Face Shield for Health Care Workers (on-line), dated May 27, 2020. Retrieved from Internet Jul. 14, 2021, URL: <https://news.utk.edu/2020/05/27/professor-designs-donates-face-shield/> (3 pages) (Year: 2020).*

Primary Examiner — Kimberly Barnes
(74) *Attorney, Agent, or Firm* — Reising Ethington P.C.

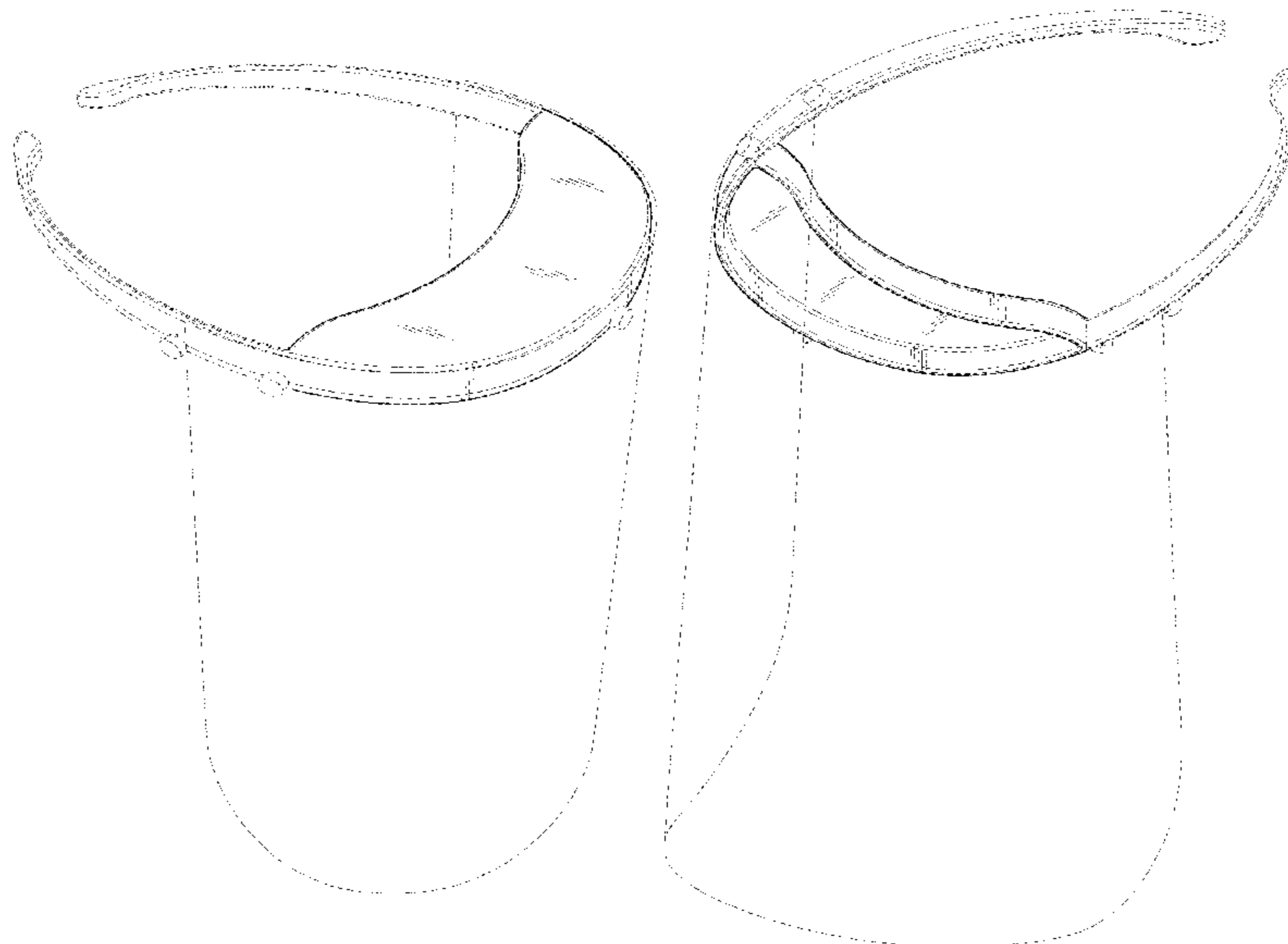
(57) **CLAIM**

The ornamental design for a face shield, as shown and described.

DESCRIPTION

FIG. 1 is a front view of a face shield showing my new design;
FIG. 2 is a rear view thereof;
FIG. 3 is a left-side view thereof;
FIG. 4 is a right-side view thereof;
FIG. 5 is a top view thereof;
FIG. 6 is a bottom view thereof;
FIG. 7 is a perspective view thereof; and,
FIG. 8 is another perspective view thereof.
The dash-dash broken lines in the drawings illustrate portions of the face shield that form no part of the claimed designs. Furthermore, the dash-dot broken lines in the drawings illustrate a boundary between claimed and unclaimed portions of the face shield.

1 Claim, 8 Drawing Sheets



(56)

References Cited

U.S. PATENT DOCUMENTS

7,272,860 B2 * 9/2007 Vega A41D 13/1184
2/9
D565,637 S * 4/2008 Estrem D16/330
D565,638 S * 4/2008 Estrem D16/330
D652,574 S * 1/2012 Stoll D29/108
D662,672 S * 6/2012 Carlborg D29/122
8,756,715 B1 * 6/2014 Moffitt, Jr. A42B 3/24
2/171.3
10,293,194 B2 * 5/2019 Twu A62B 18/02
D899,001 S * 10/2020 Whitehead D29/110
D899,700 S * 10/2020 Whitehead A41D 13/1184
D29/110
D908,973 S * 1/2021 Rybak D29/110
D914,293 S * 3/2021 Roth D29/110
D914,294 S * 3/2021 Evans D29/110
D914,295 S * 3/2021 Evans D29/110

* cited by examiner



FIG. 1



FIG. 2

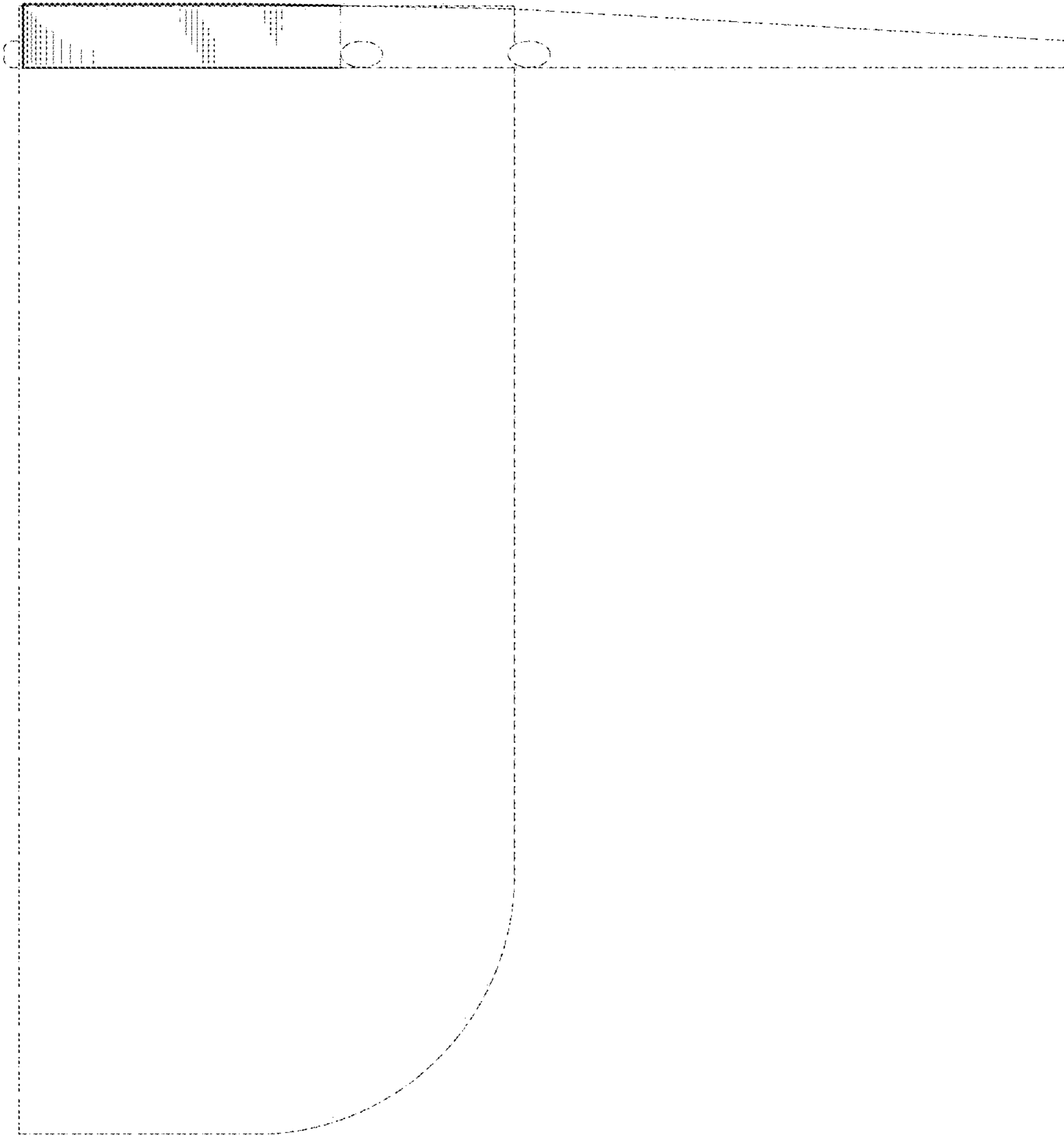


FIG. 3

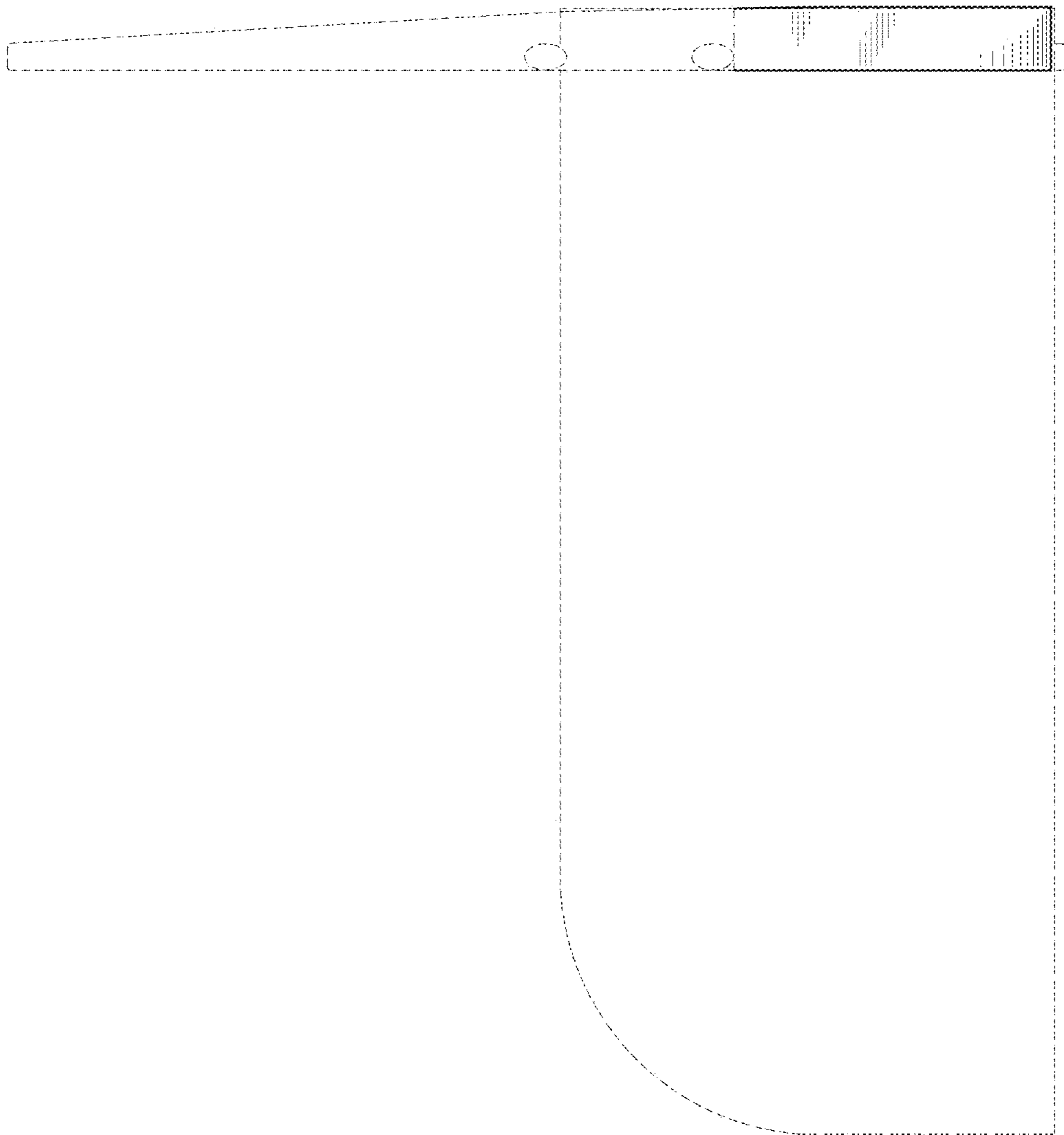


FIG. 4

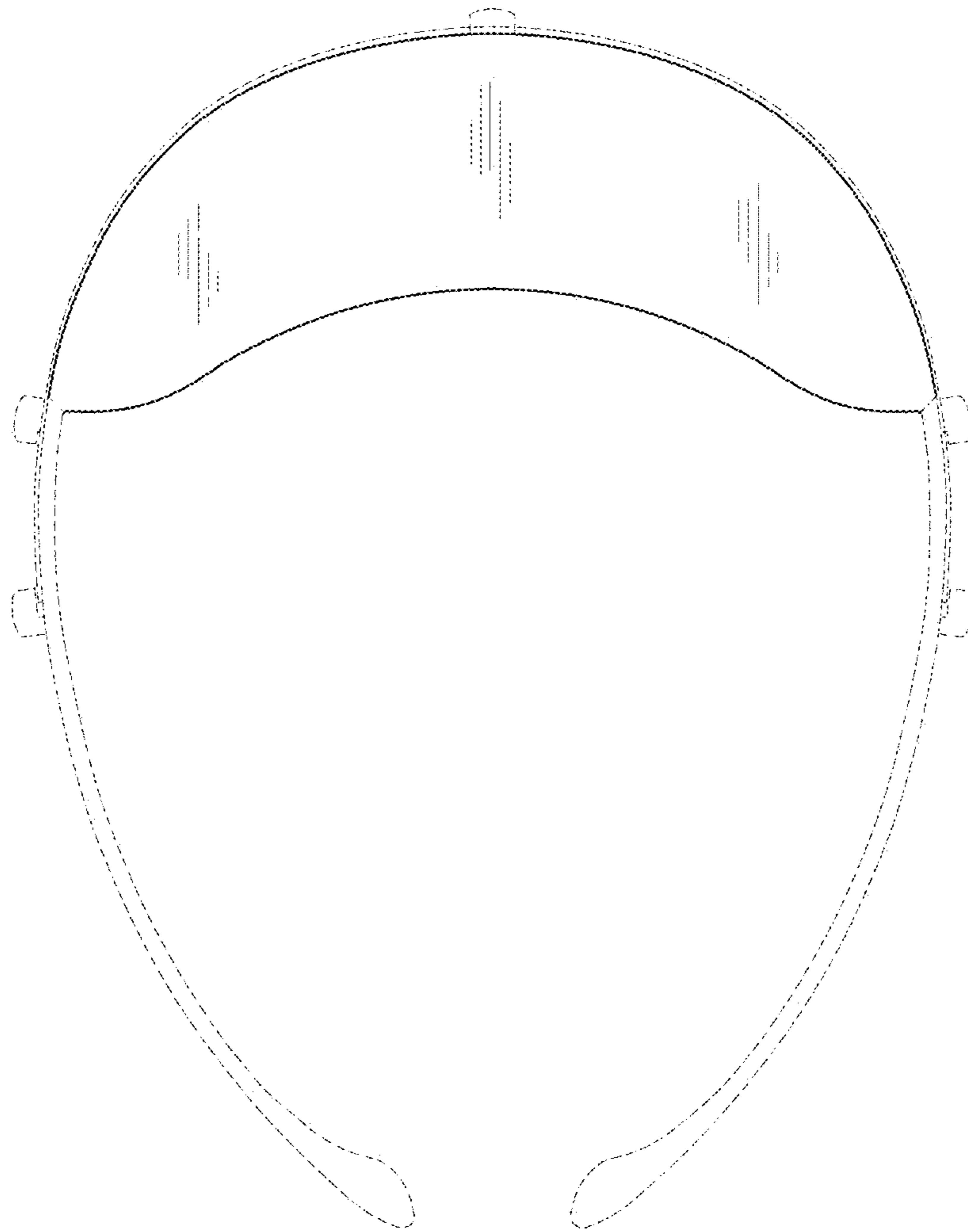


FIG. 5

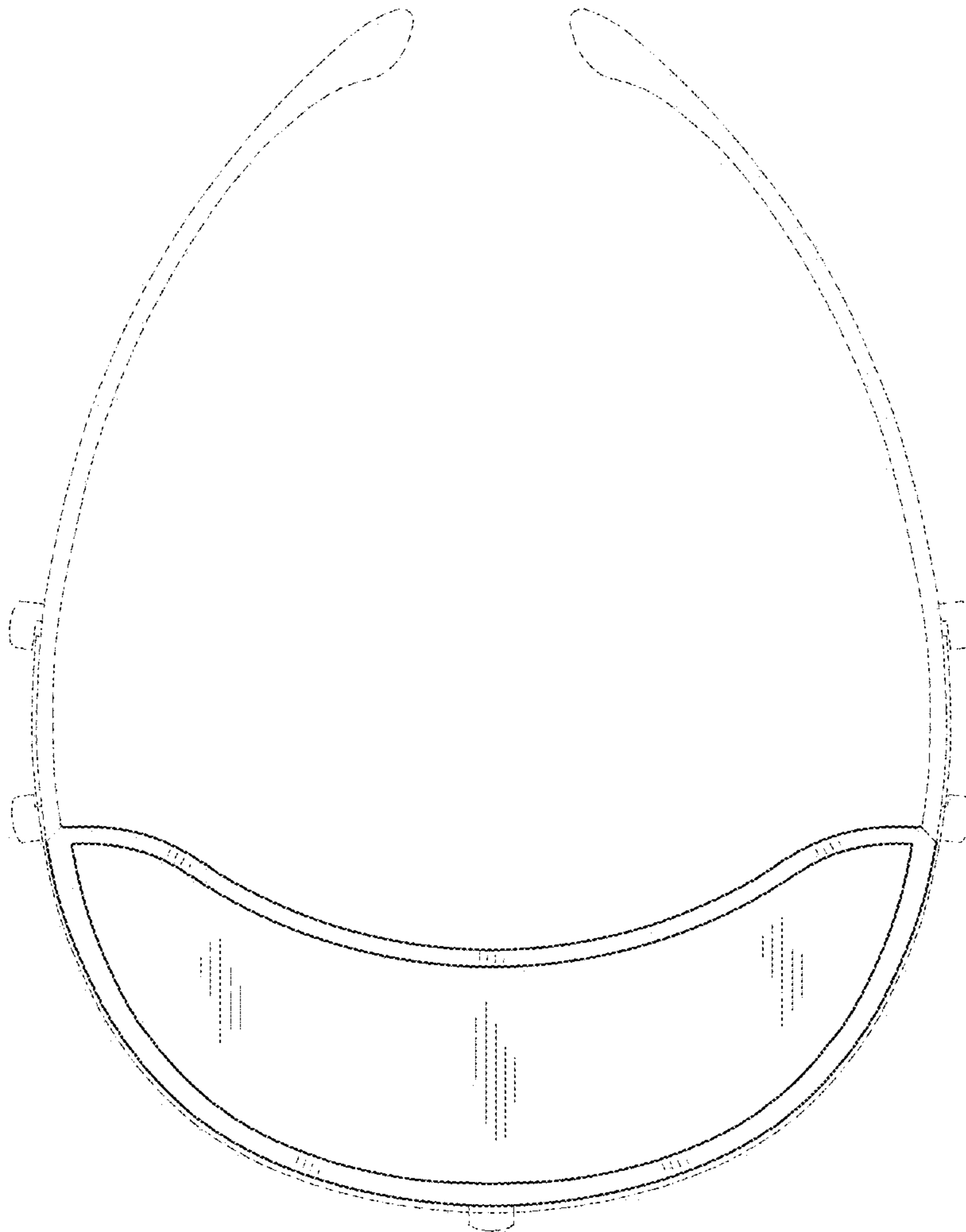


FIG. 6

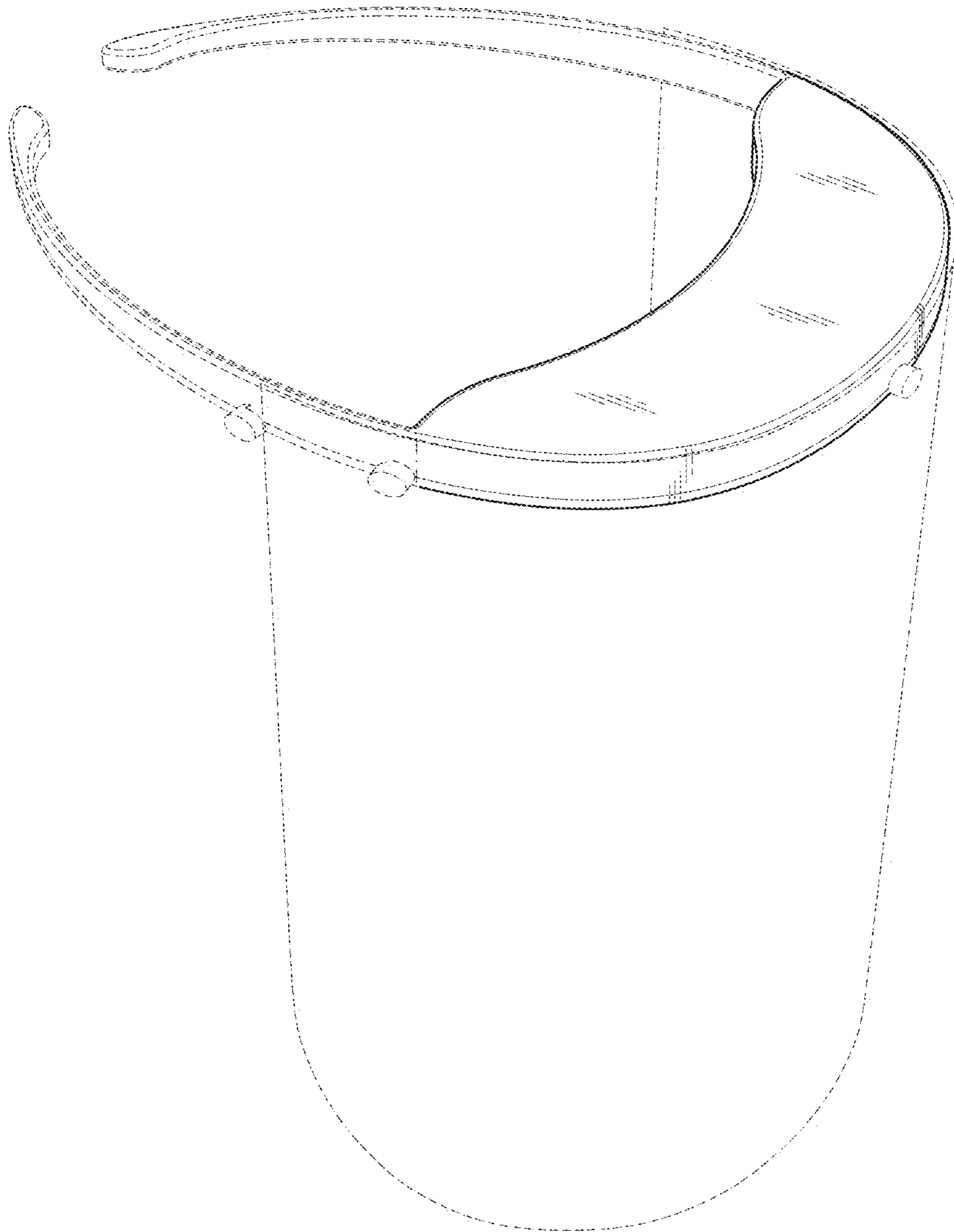


FIG. 7

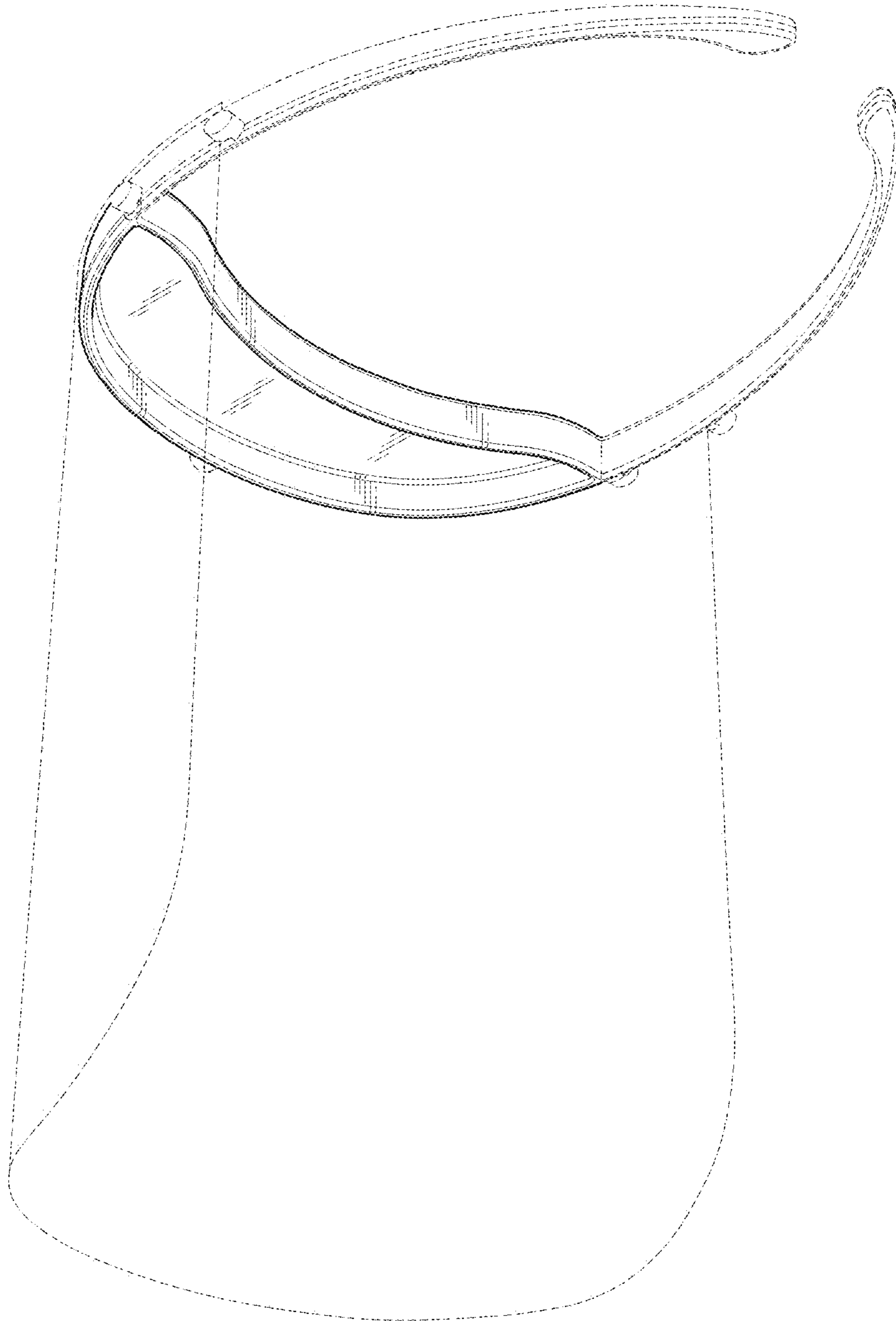


FIG. 8