



US00D934482S

(12) **United States Design Patent** (10) **Patent No.:** **US D934,482 S**
Huang (45) **Date of Patent:** **** Oct. 26, 2021**

(54) **PLANT GROW LIGHT**

(71) Applicant: **Jianqiang Huang**, GuangDong (CN)

(72) Inventor: **Jianqiang Huang**, GuangDong (CN)

(**) Term: **15 Years**

(21) Appl. No.: **29/682,653**

(22) Filed: **Mar. 7, 2019**

(51) **LOC (13) Cl.** **26-05**

(52) **U.S. Cl.**
USPC **D26/80; D26/118**

(58) **Field of Classification Search**
USPC D10/111-115; D26/24, 59, 72, 74, 76,
D26/80, 82, 84-86, 88-90, 118, 138
CPC F21S 8/00; F21S 8/02; F21S 8/026; F21S
8/03; F21S 8/04; A01G 7/045; F21Y
2115/10

See application file for complete search history.

(56) **References Cited**

U.S. PATENT DOCUMENTS

D809,702 S *	2/2018	Drew	D26/118
D822,881 S *	7/2018	Drew	D26/118
D838,032 S *	1/2019	Drew	D26/118
D857,273 S *	8/2019	Zou	D26/80
D860,502 S *	9/2019	Gregory	D26/80
D884,930 S *	5/2020	Tang	D26/24
D889,024 S *	6/2020	Deng	D26/118
D890,408 S *	7/2020	Deng	D26/118
D925,106 S *	7/2021	Xu	D26/118
2001/0001529 A1 *	5/2001	Behl	H05K 7/20718 312/223.1
2016/0278304 A1 *	9/2016	Elsegood	A01G 22/00
2019/0387686 A1 *	12/2019	McCormick	F21V 23/005
2020/0037414 A1 *	1/2020	Deng	H05B 45/20

OTHER PUBLICATIONS

600W_LED_Grow_Light (available online) Retrieved from the internet Feb. 22, 2021 from URL: <https://www.amazon.com/Temperature-Adjustable-Hydroponic-Vegetative-Flowering/dp/B07VFNQ6YN>.*

Amazon.com_ 2400W Plant Growing Lamps (available online) Retrieved from the internet Feb. 22, 2021 from URL: <https://www.amazon.com/Spectrum-Switches-Different-Thermometer-Humidity/dp/B08243D9QW>.*

Autogen GL1000W LED Grow Light Panel (available online) Retrieved from the internet Feb. 22, 2021 from URL: <https://www.amazon.co.uk/AUTOGEN-GL1000W-Spectrum-Hydroponic-Vegetable/dp/B07FNRV5V8>.*

Phlizon LED Plant Grow Light (available online) Retrieved from the internet Feb. 23, 2021 from URL: https://www.amazon.co.uk/Phlizon-Thermometer-Humidity-Adjustable-Spectrum/dp/B07527N1F7/ref=pd_day0_6?pd_rd_w=aqwyV&pf_rd_p=8ec13b8a-30d2-48fc-8503-84c56766370d&pf_rd_r=1JDQF3GFAKX84BHXCXP2&pd_rd_r=33e243be-8358-41d9-ad6a-e4921a9dbcfb&pd_rd_wg=u265g&pd_rd_i=B07527N1F7&th=1.*

(Continuation of X) https://www.amazon.co.uk/Phlizon-Thermometer-Humidity-Adjustable-Spectrum/dp/B07527N1F7/ref=pd_day0_6?pd_rd_w=aqwyV&pf_rd_p=8ec13b8a-30d2-48fc-8503-84c56766370d&pf_rd_r=1JDQF3GFAKX84BHXCXP2&pd_rd_r=33e243be-8358-41d9-ad6a-e4921a9dbcfb&pd_rd_wg=u2659&pd_rd_i=B07527N1F7&th=1.*

* cited by examiner

Primary Examiner — Kevin K Rudzinski

Assistant Examiner — Richard Kearney

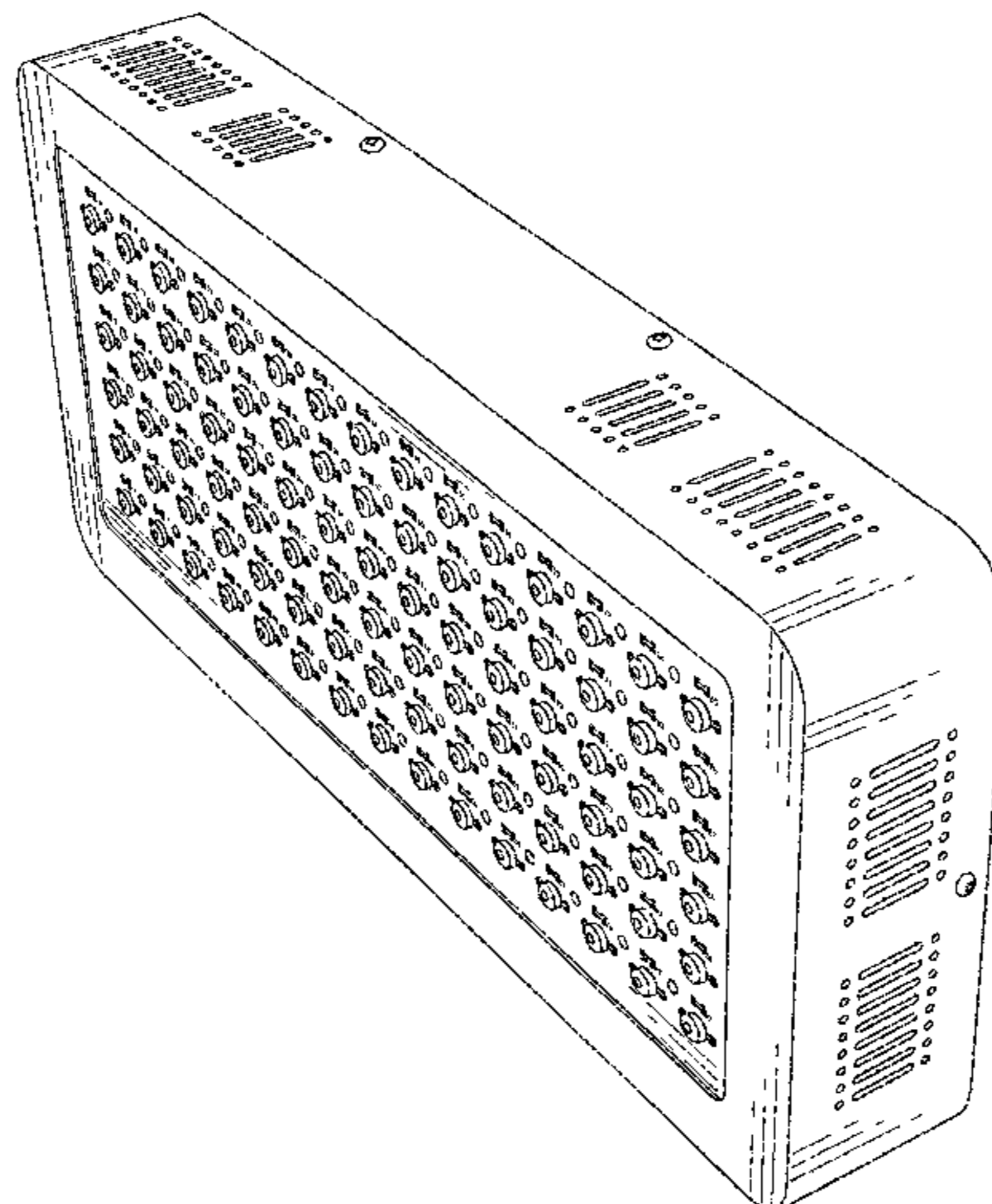
(57) **CLAIM**

I claim the ornamental design for a plant grow light, as shown and described.

DESCRIPTION

FIG. 1 is a perspective view of a plant grow light showing my new design;
FIG. 2 is a front elevational view thereof;
FIG. 3 is a rear elevational view thereof;
FIG. 4 is a left side elevational view thereof;
FIG. 5 is a right side elevational view thereof;
FIG. 6 is a top plan view thereof;
FIG. 7 is a bottom plan view thereof; and,
FIG. 8 is a rear, left and top perspective view thereof.

1 Claim, 8 Drawing Sheets



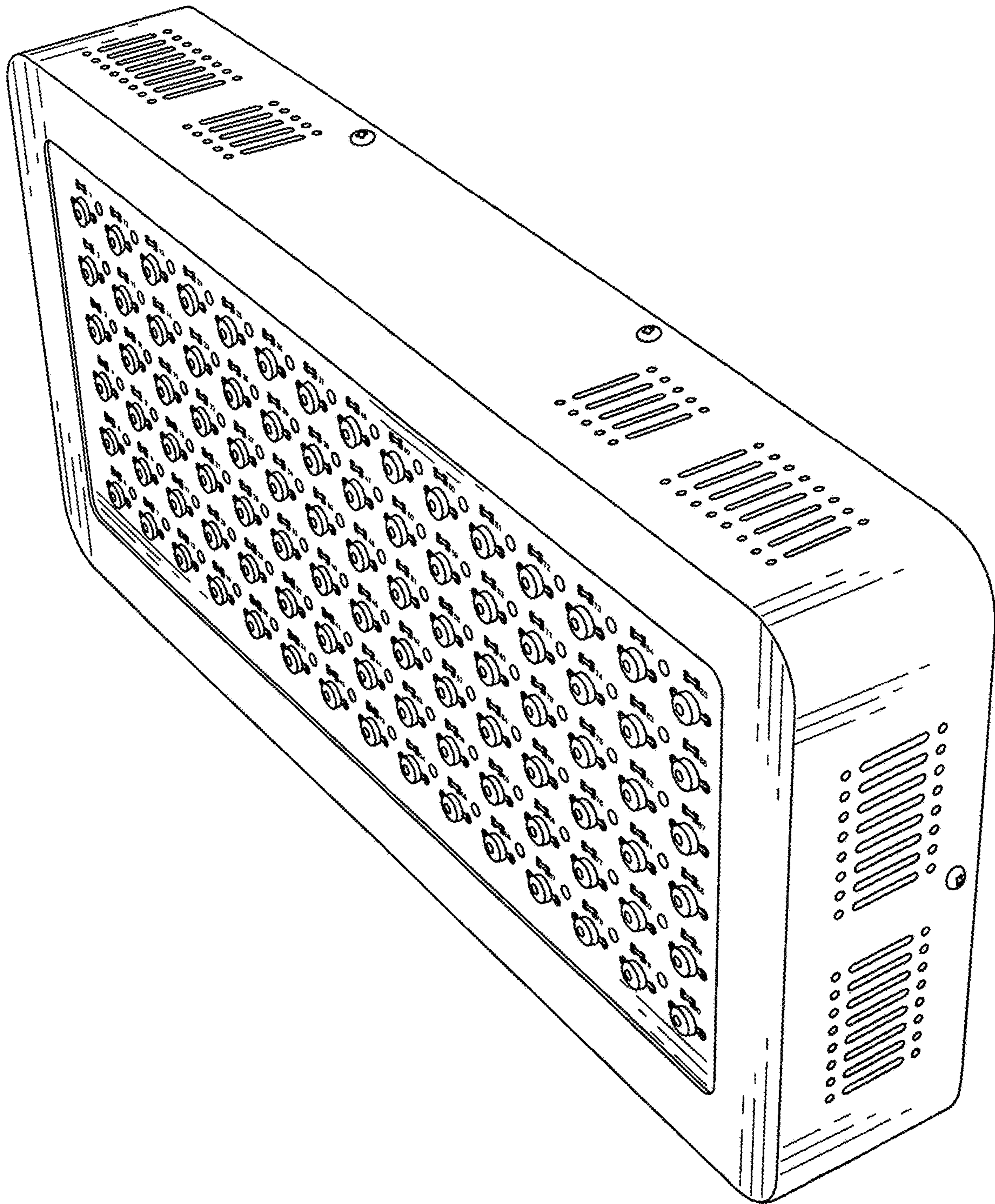


FIG. 1

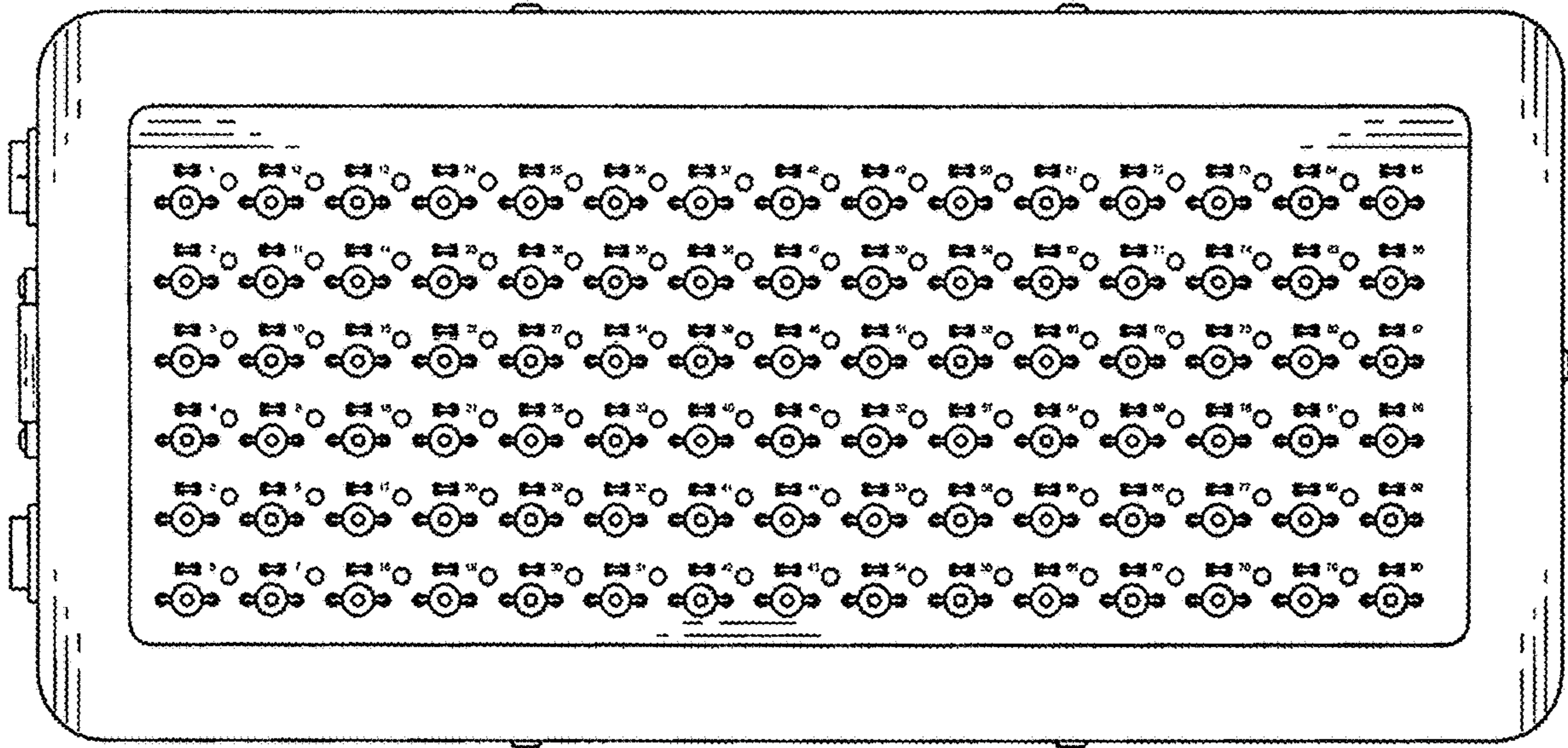


FIG. 2

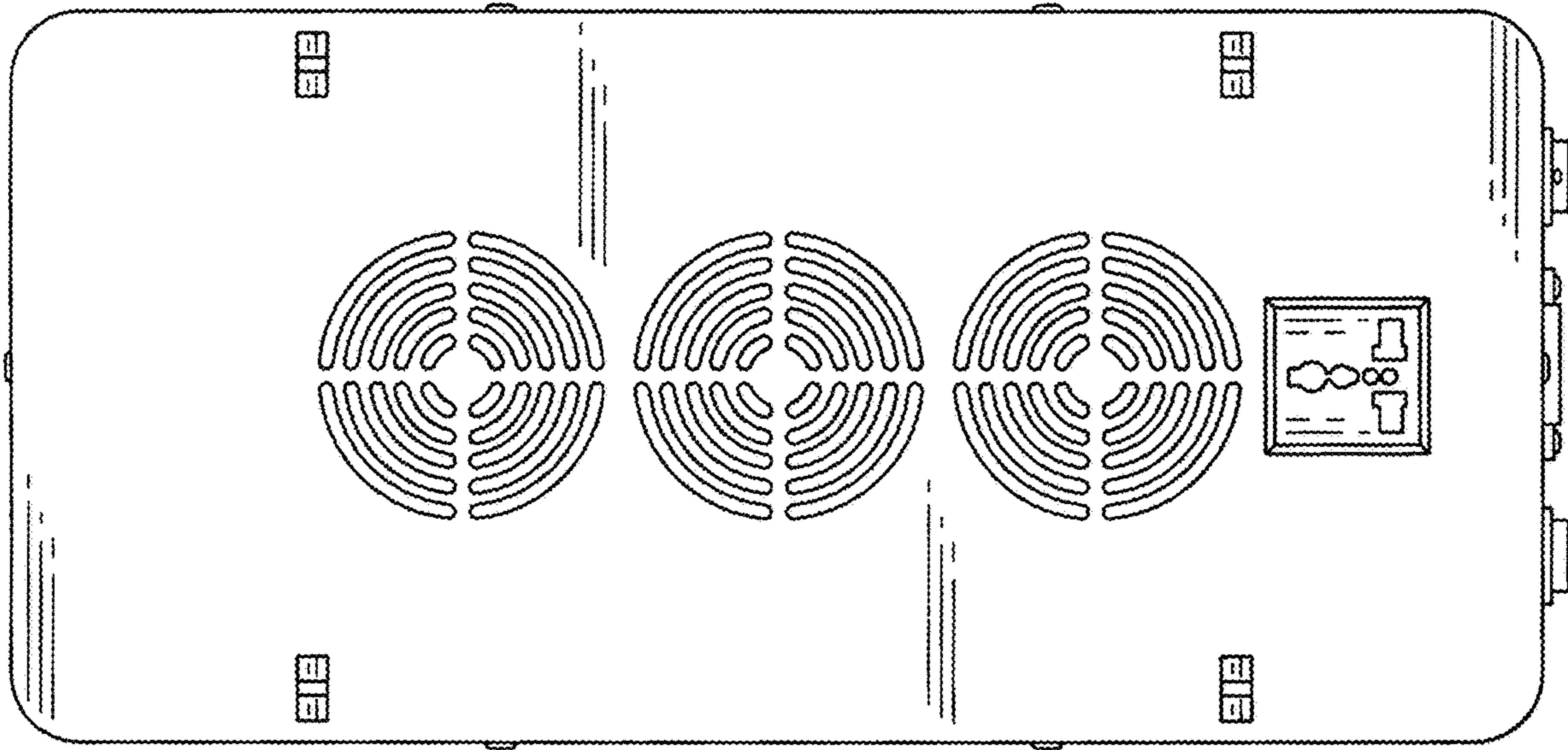


FIG. 3

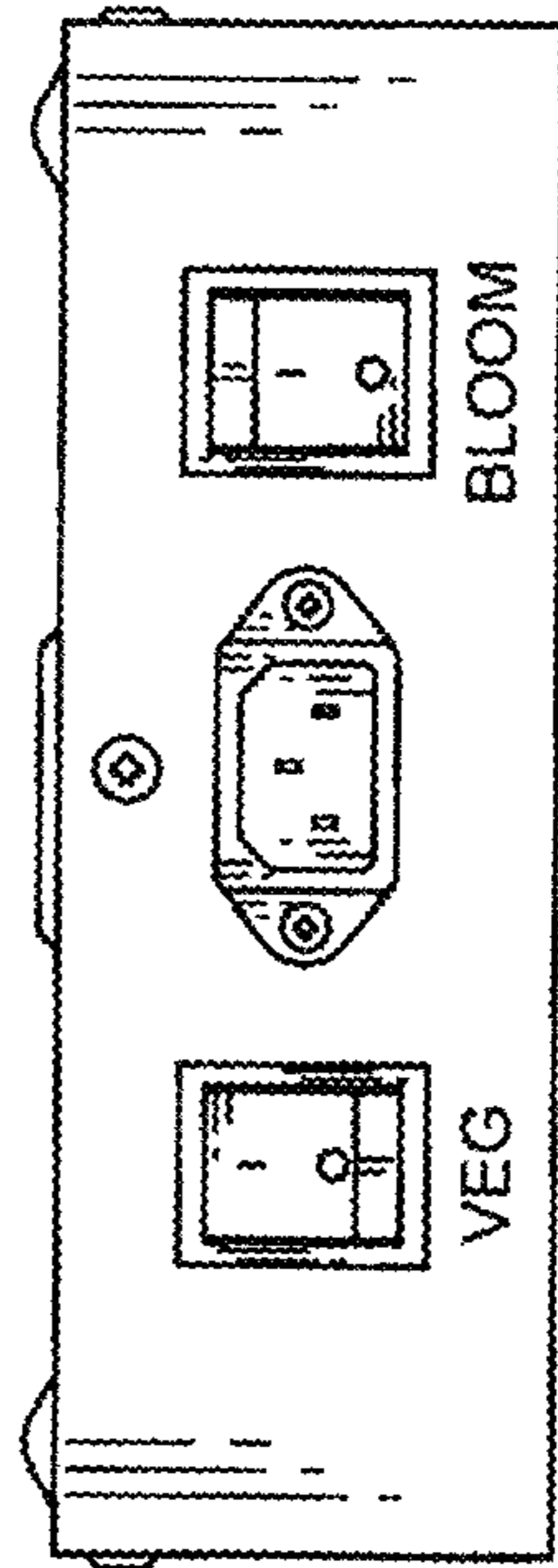


FIG. 4

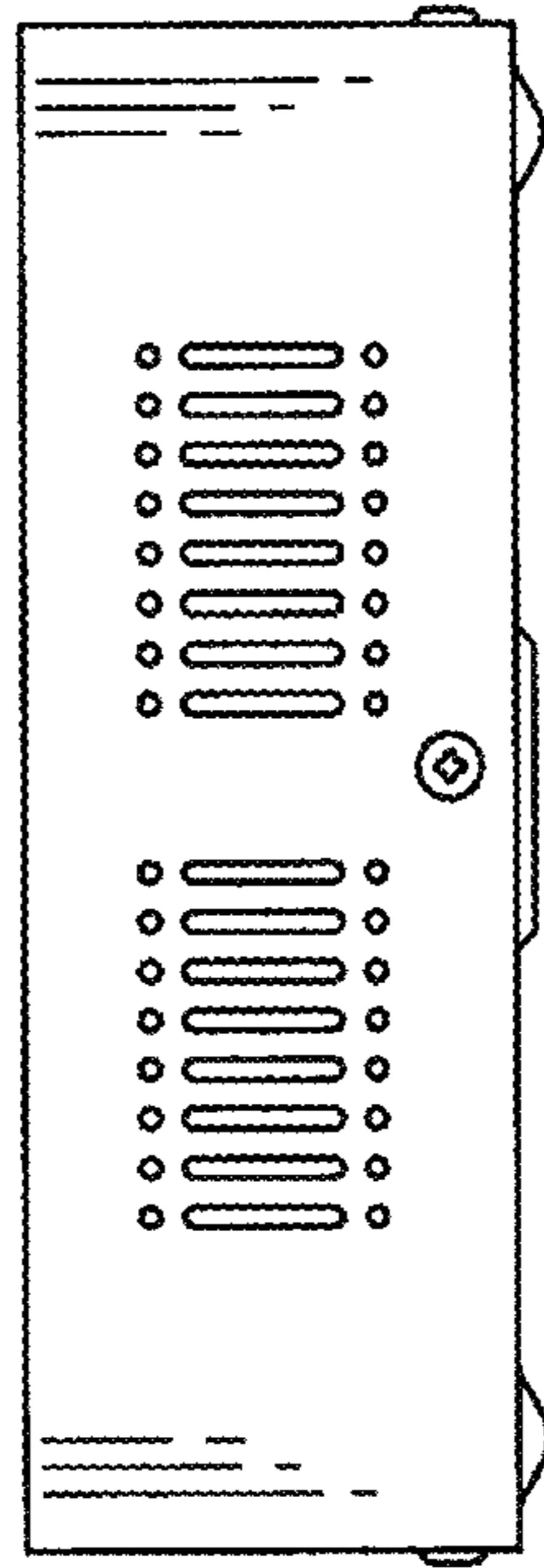


FIG. 5




FIG. 6




FIG. 7

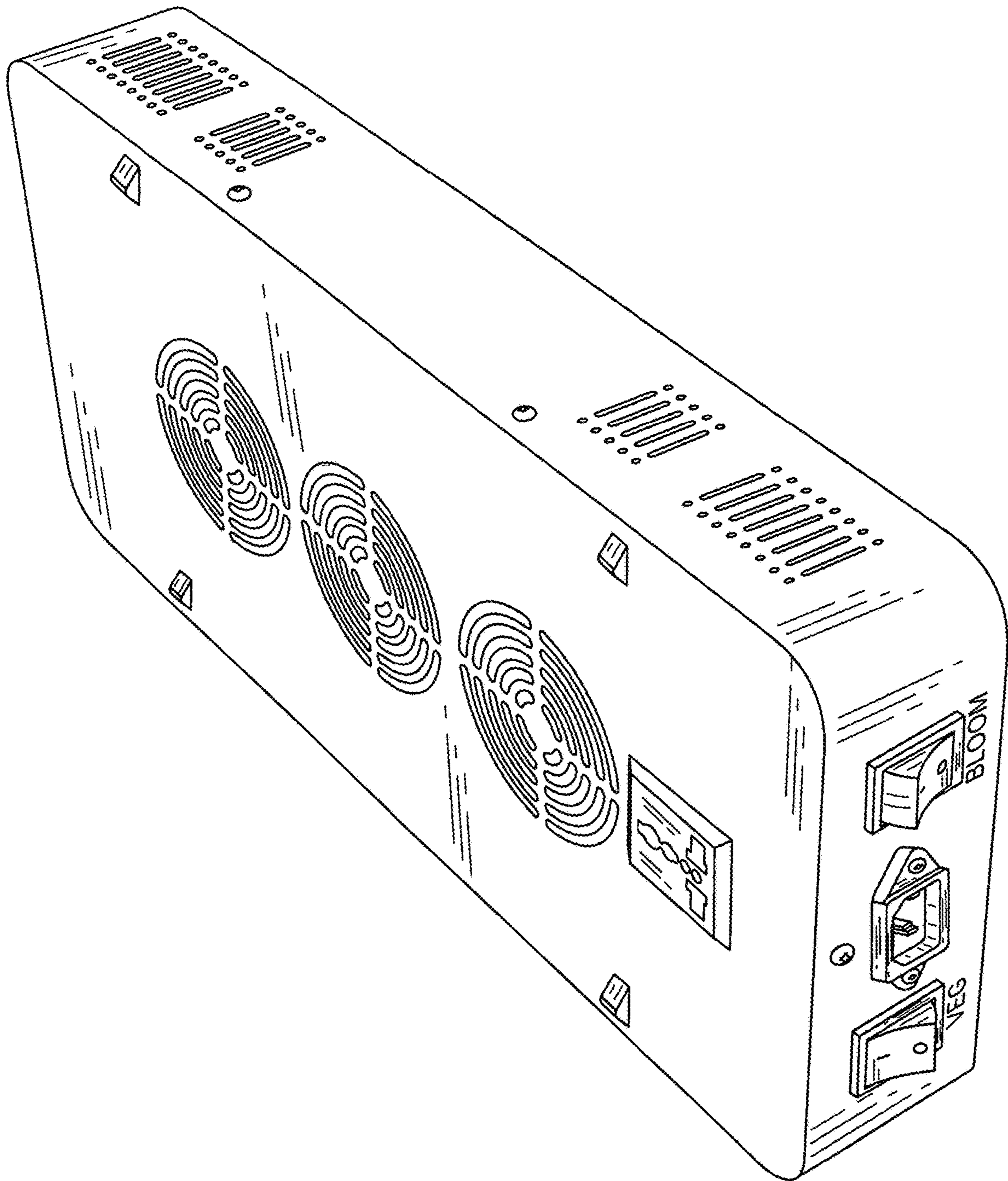


FIG. 8