



US00D934458S

(12) **United States Design Patent**
He

(10) **Patent No.:** **US D934,458 S**

(45) **Date of Patent:** **** Oct. 26, 2021**

(54) **LIGHT GUIDE FOR A VEHICLE HEADLIGHT**

D715,978 S * 10/2014 Loeb D26/28
D721,840 S * 1/2015 Futschik D26/28
D728,134 S * 4/2015 Bieling D26/28
D812,791 S * 3/2018 Wu D26/28

(71) Applicant: **HAICHEN AUTO PARTS CO., LTD.**,
Zhejiang (CN)

* cited by examiner

(72) Inventor: **Qiyu He**, Zhejiang (CN)

Primary Examiner — Marcus A Jackson

(73) Assignee: **HAICHEN AUTO PARTS CO., LTD.**,
Zhejiang (CN)

(74) *Attorney, Agent, or Firm* — JCIP Global Inc.

(**) Term: **15 Years**

(57) **CLAIM**

(21) Appl. No.: **29/696,724**

The ornamental design for a light guide for a vehicle headlight, as shown and described.

(22) Filed: **Jul. 1, 2019**

(30) **Foreign Application Priority Data**

May 21, 2019 (CN) 201930248931.7

DESCRIPTION

(51) **LOC (13) Cl.** **26-06**

(52) **U.S. Cl.**
USPC **D26/28**

(58) **Field of Classification Search**
USPC D26/28-36, 139
CPC F21S 48/00; F21S 48/10; F21S 48/115;
F21S 48/225; F21S 48/1233; F21S
48/1266; F21S 48/1388; F21S 48/2268;
F21V 21/04; F21V 29/004; B60Q 9/13;
B60Q 9/135; B60Q 9/1375
See application file for complete search history.


FIG. 1 is a perspective view of a light guide for a vehicle headlight showing my new design;
FIG. 2 is a front view thereof;
FIG. 3 is a left side view thereof;
FIG. 4 is a right side view thereof;
FIG. 5 is a top view thereof;
FIG. 6 is a bottom view thereof;
FIG. 7 is a perspective view thereof being assembled to a vehicle light;
FIG. 8 is a perspective view thereof being assembled to another vehicle light; and,
FIG. 9 is a perspective view thereof being assembled to still another vehicle light.
The vehicle lights shown in low-contrast in FIGS. 7-9 form no part of the claimed design.

(56) **References Cited**

U.S. PATENT DOCUMENTS

D688,824 S * 8/2013 Binder D26/28
D710,522 S * 8/2014 Kwon D26/28

1 Claim, 6 Drawing Sheets



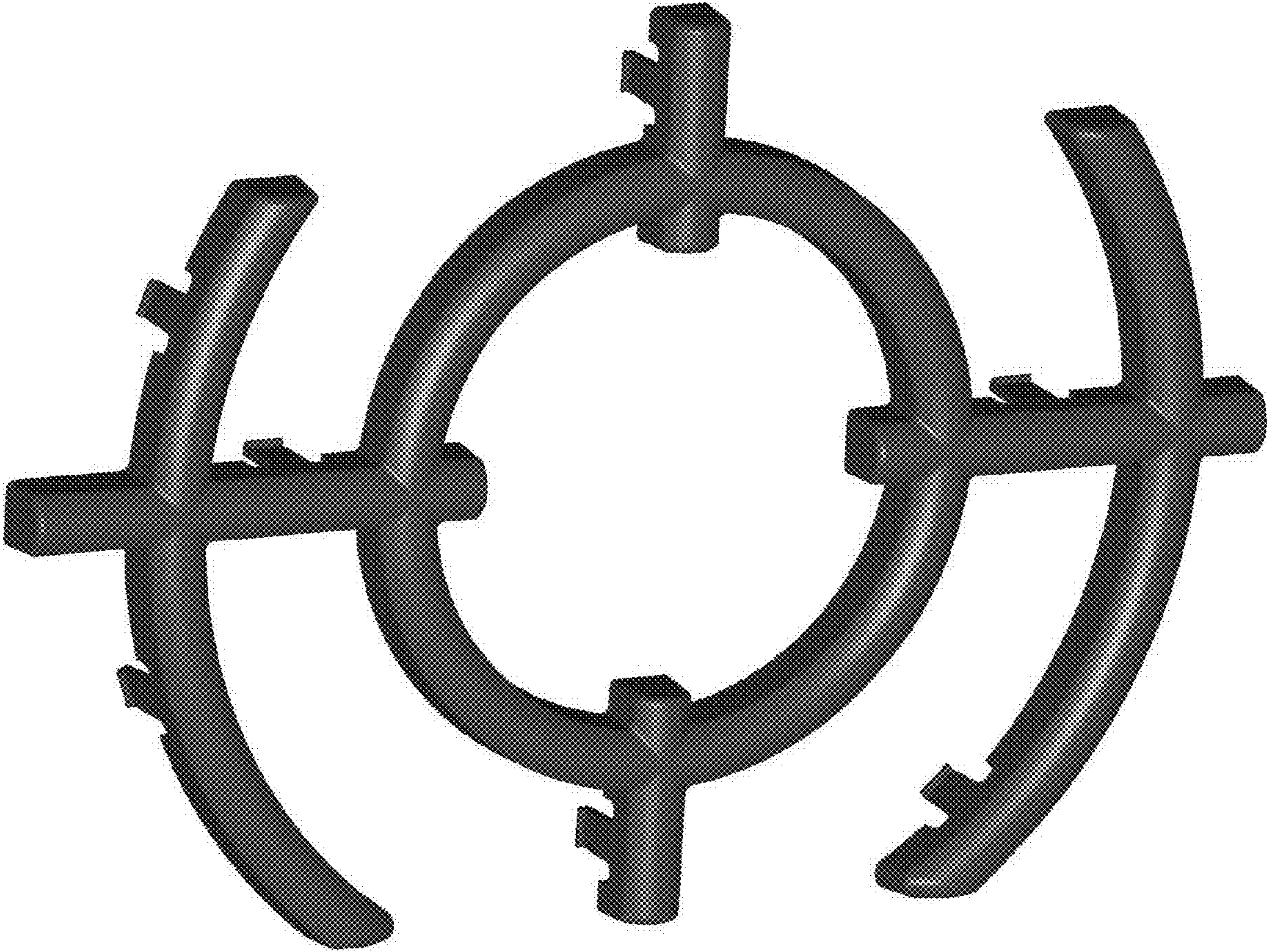


FIG. 1




FIG. 2




FIG. 3

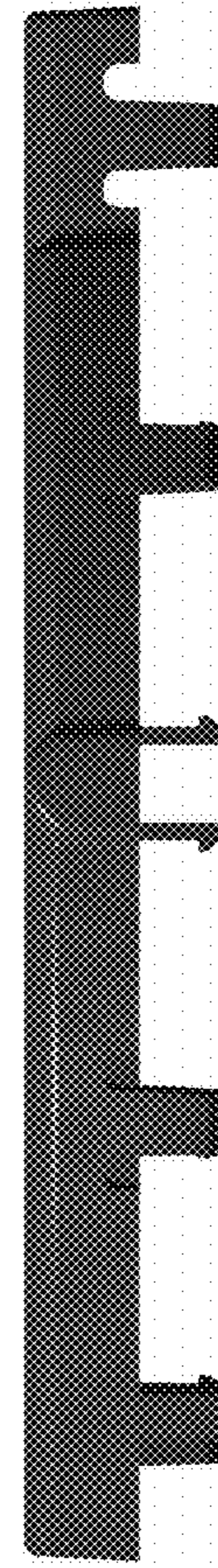


FIG. 4

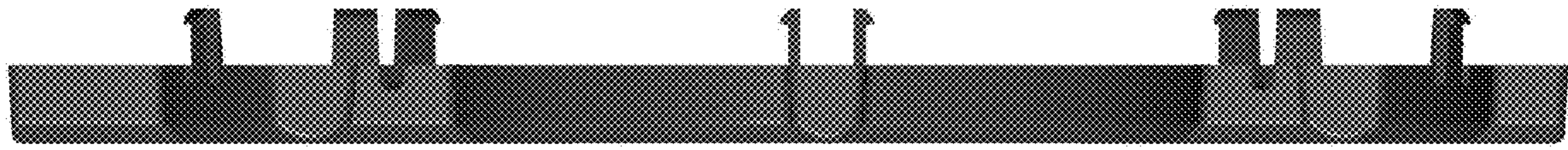


FIG. 5

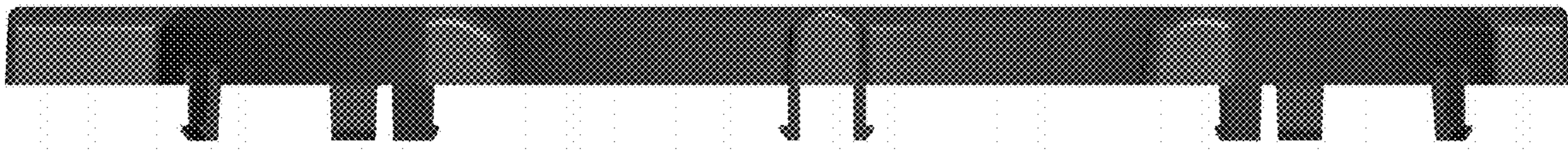


FIG. 6




FIG. 7




FIG. 8

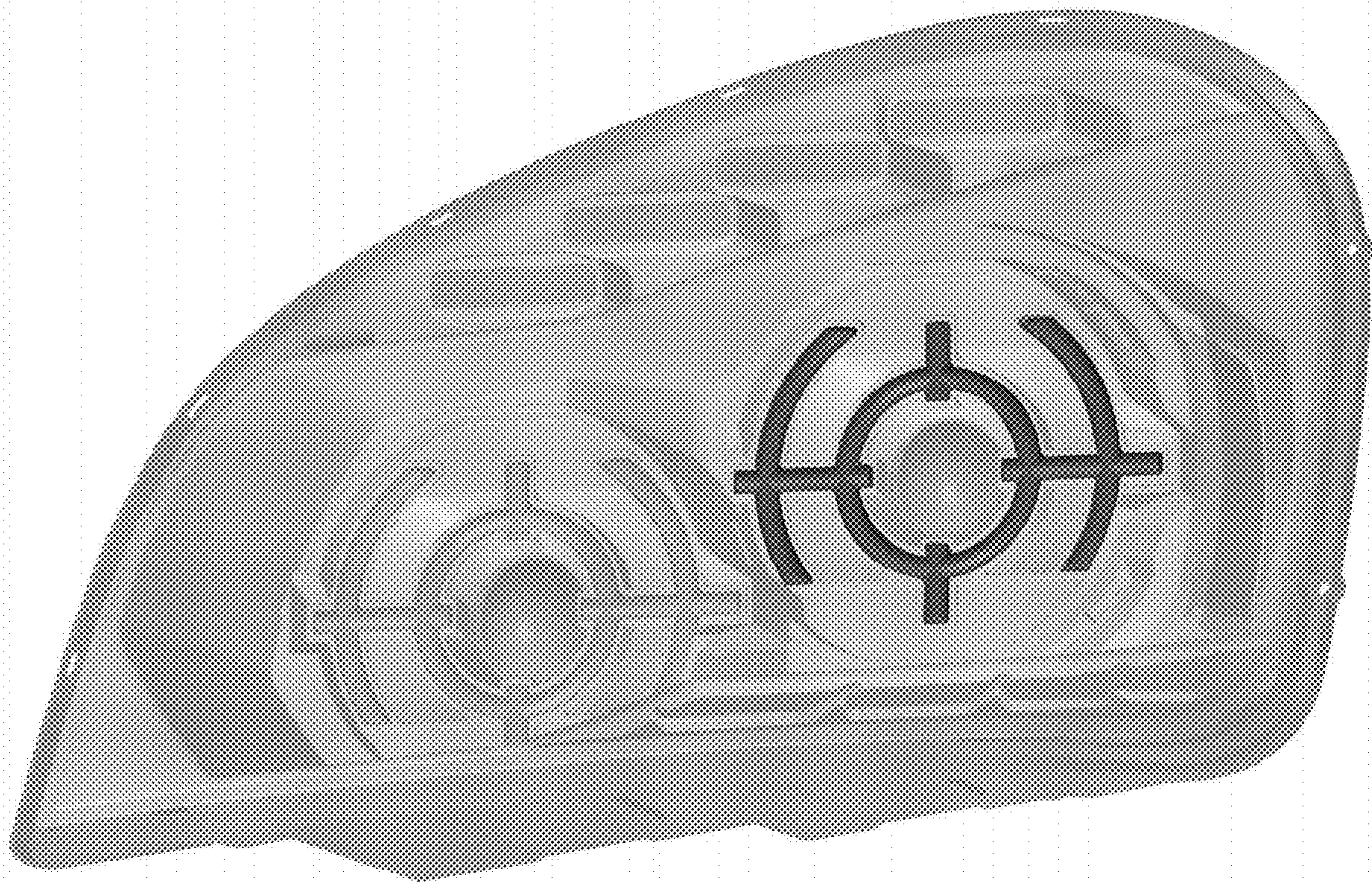


FIG. 9