



US00D934424S

(12) **United States Design Patent** (10) **Patent No.:** **US D934,424 S**
Abt et al. (45) **Date of Patent:** **** Oct. 26, 2021**

(54) **360 DEGREE ACTUATION HANDLE**

(71) Applicant: **Alcon Inc.**, Fribourg (CH)

(72) Inventors: **Niels Alexander Abt**, Winterthur (CH);
Reto Grueebler, Greifensee (CH);
Timo Jung, Winterthur (CH); **Niccolo Maschio**, Winterthur, WI (US)

(73) Assignee: **Alcon Inc.**, Fribourg (CH)

(**) Term: **15 Years**

(21) Appl. No.: **29/703,692**

(22) Filed: **Aug. 29, 2019**

(51) **LOC (13) Cl.** **24-02**

(52) **U.S. Cl.**
USPC **D24/150**

(58) **Field of Classification Search**

USPC D6/522, 523, 525, 526, 553, 566; D8/49,
D8/51, 52, 59, 60, 64, 82, 85, 86, 95, 97,
D8/300, 303, 349, 499; D14/372;
D15/138, 139; D16/100, 130, 309;
D24/108, 112, 113, 114, 115, 119, 127,
D24/128, 129, 130, 133, 137, 142, 144,
D24/145, 146, 147, 148, 150, 155, 158,
D24/160, 170, 171, 172, 173, 181, 185,
D24/186, 188, 200, 215, 216, 222, 231,
D24/232; D25/38.1, 41.1; D10/57;
D28/7

CPC A61B 3/00; A61B 3/0016; A61B 3/0025;
A61B 3/0033; A61B 3/0041; A61B
3/0075; A61B 3/0083; A61B 3/0091;
A61B 3/02; A61B 3/10; A61B 3/1005;
A61B 3/12; A61B 3/13; A61B 3/18;
A61B 17/00; A61B 2017/00349; A61B
2017/00455; A61B 2017/00464; A61B
2017/00473; A61B 2017/0053; A61B
17/0057; A61B 17/0231; A61B 17/04;
A61B 17/064; A61B 17/0642; A61B
17/0643; A61B 17/0644; A61B
2017/0688; A61B 17/14; A61B

(Continued)

(56) **References Cited**

U.S. PATENT DOCUMENTS

D434,149 S * 11/2000 Mirhashemi D24/133
6,482,198 B1 11/2002 Overaker
(Continued)

FOREIGN PATENT DOCUMENTS

EP 3266393 A1 1/2018
JP 5568016 B 8/2014
(Continued)

OTHER PUBLICATIONS

Leica Microsystems, "Precision That Saves Eyesight", first available Apr. 28, 2010. (<https://www.leica-microsystems.com/science-lab/precision-that-saves-eyesight/>) (Year: 2010).*

(Continued)

Primary Examiner — April Rivas
Assistant Examiner — Justin A Johnson

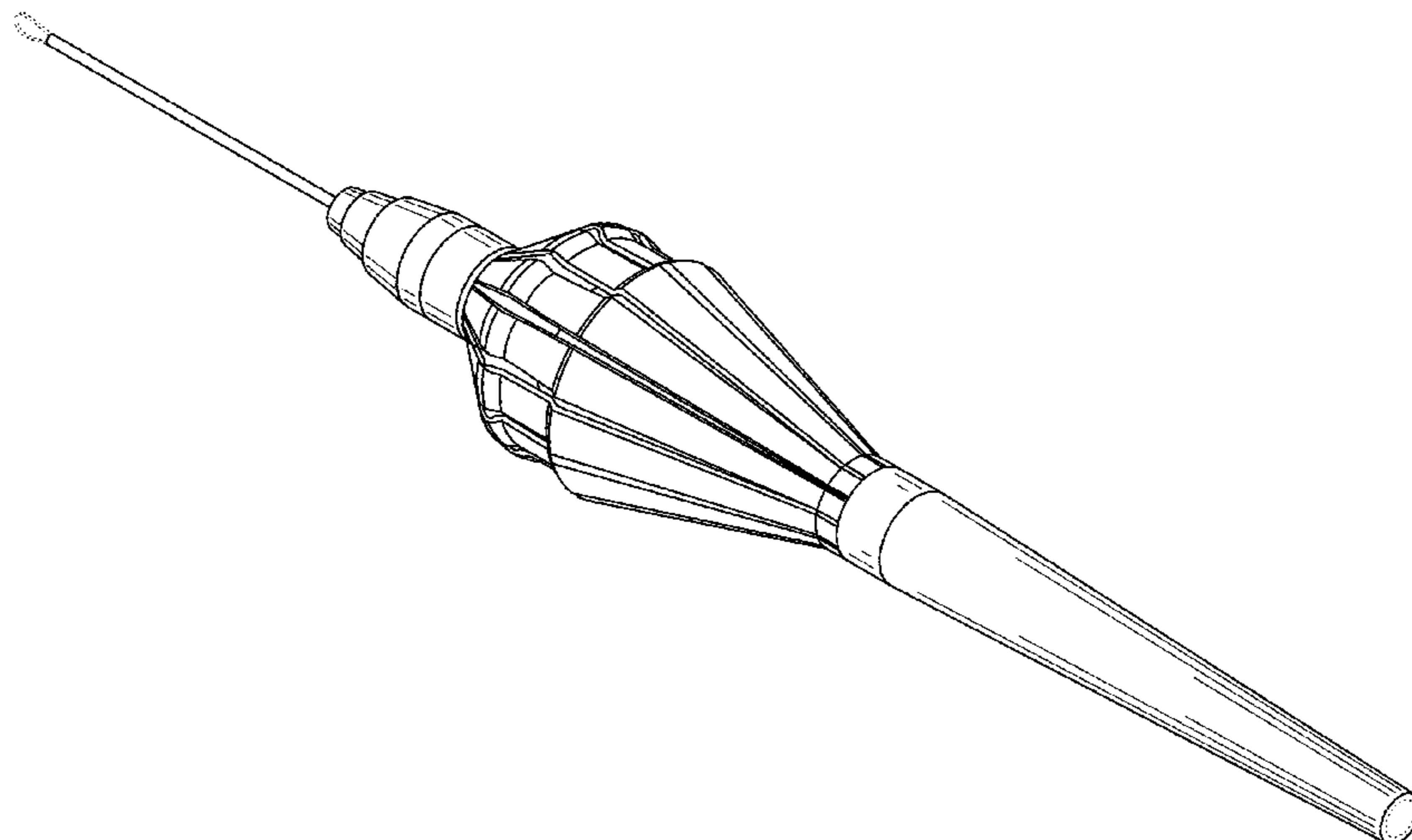
(57) **CLAIM**

The ornamental design of a 360 degree actuation handle, as shown and described.

DESCRIPTION

FIG. 1 is an isometric view of a 360 degree actuation handle showing my new design;
FIG. 2 is a top view thereof;
FIG. 3 is a front view thereof;
FIG. 4 is a rear view thereof;
FIG. 5 is a bottom view thereof;
FIG. 6 is a first side view thereof; and,
FIG. 7 is a second, opposing, side view thereof.
The broken lines in the drawings indicate portions of the handle that form no part of the claimed design.

1 Claim, 3 Drawing Sheets



(58) **Field of Classification Search**

CPC 17/142; A61B 17/15; A61B 17/151; A61B 17/154; A61B 17/155; A61B 17/157; A61B 17/158; A61B 17/16; A61B 17/1613; A61B 17/1615; A61B 17/1617; A61B 2090/0817; A61B 2017/00663; A61B 17/0401; A61B 2017/0404; A61B 10/00; A61B 10/02; A61B 2010/0208; A61B 10/04; A61B 2010/045; A61B 17/221; A61B 17/34; A61B 17/3415; B23D 51/025; A61F 9/00; A61F 9/007; A61F 9/0133; A61F 2210/0004; A61H 5/00; A61H 5/005; A61H 2205/022; E21B 10/00; B28B 7/00; B28B 7/0002; B28B 7/0032; B28B 7/0094; B28B 7/16; B28B 7/18

See application file for complete search history.

(56) **References Cited**

U.S. PATENT DOCUMENTS

6,488,695	B1	12/2002	Hickingbotham	
8,012,146	B2	9/2011	Hickingbotham	
8,187,293	B2	5/2012	Kirchhevel	
9,149,389	B2	10/2015	Scheller	
9,173,772	B1	11/2015	Scheller	
9,226,762	B2	1/2016	Scheller	
9,247,951	B1	2/2016	Scheller	
9,428,254	B1	8/2016	Scheller	
9,480,598	B2	11/2016	Clauson	
9,782,189	B2	10/2017	Scheller	
9,795,506	B2	10/2017	Scheller	
D819,207	S *	5/2018	Blank A61B 17/2909 D24/144
10,864,001	B2 *	12/2020	Vezzu A61F 9/00736
2003/0171762	A1 *	9/2003	Forchette A61B 17/2909 606/139
2011/0214539	A1 *	9/2011	Grand B25G 1/08 81/439
2012/0191120	A1 *	7/2012	Linsi A61F 9/007 606/174
2014/0128909	A1 *	5/2014	Scheller A61F 9/00736 606/207
2014/0172010	A1 *	6/2014	Vezzu A61B 17/29 606/207

2015/0173944	A1	6/2015	Linsi	
2017/0079675	A1	3/2017	Scheller	
2017/0086871	A1	3/2017	Scheller	
2017/0156748	A1	6/2017	Scheller	
2017/0340380	A1 *	11/2017	Scheller A61B 18/1445
2017/0361034	A1	12/2017	Scheller	
2018/0000643	A1	1/2018	Scheller	
2018/0014849	A1 *	1/2018	Scheller A61F 9/007
2018/0193192	A1	7/2018	Charles	
2018/0235594	A1	8/2018	Scheller	
2019/0038336	A1 *	2/2019	Ellman A61B 18/1442
2019/0247229	A1	8/2019	Abt	
2020/0187970	A1 *	6/2020	Abt A61B 17/2909
2020/0246034	A1 *	8/2020	Linsi A61B 17/29
2021/0059702	A1 *	3/2021	Abt A61B 17/30

FOREIGN PATENT DOCUMENTS

WO	WO0230302	A1	4/2002
WO	WO2017066026	A1	4/2017
WO	WO2017218161	A1	12/2017
WO	WO2018017296	A1	1/2018
WO	WO2018156341	A1	8/2018

OTHER PUBLICATIONS

Katalyst Surgical, "Retina Catalog", first available Feb. 2017. (<https://www.labtician.com/wp-content/uploads/2019/09/KAT-011-REV-F-Retina-Catalog-Feb-2017.pdf>) (Year: 2017).*

Retinal Physician, "Know Your Retinal Surgery Toolbox Options abound for today's vitrectomy operating room.", first available May 1, 2018. (<https://www.retinalphysician.com/issues/2018/may-2018/know-your-retinal-surgery-toolbox>) (Year: 2018).*

Retina Today, "The Surgical Issue: All Things Retina Surgery", first available Sep. 2020. (https://retinatoday.com/pdfs/1020_us.pdf) (Year: 2020).*

Alcon Vitreoretinal Product Catalog, Section "Hand-Held Instrumentation", copyright 2008; Nov. 2009 Update, pp. 39-52.

Alcon Global Vitreoretinal Product Catalog, dated Feb. 2014, pp. 1 and 25-48.

Aktive Catalog 2016, pp. 8-9 with covers (4 pages). <https://web.archive.org/web/20181217182456/http://www.katalystsurgical.com/>—Ophthalmic Instruments & Eye Instruments from KatalystSurgical.com, web archive dated Dec. 17, 2018 (2 pages).

Oertli Catalog 2018, pp. 41-47 with covers (9 pages).

* cited by examiner

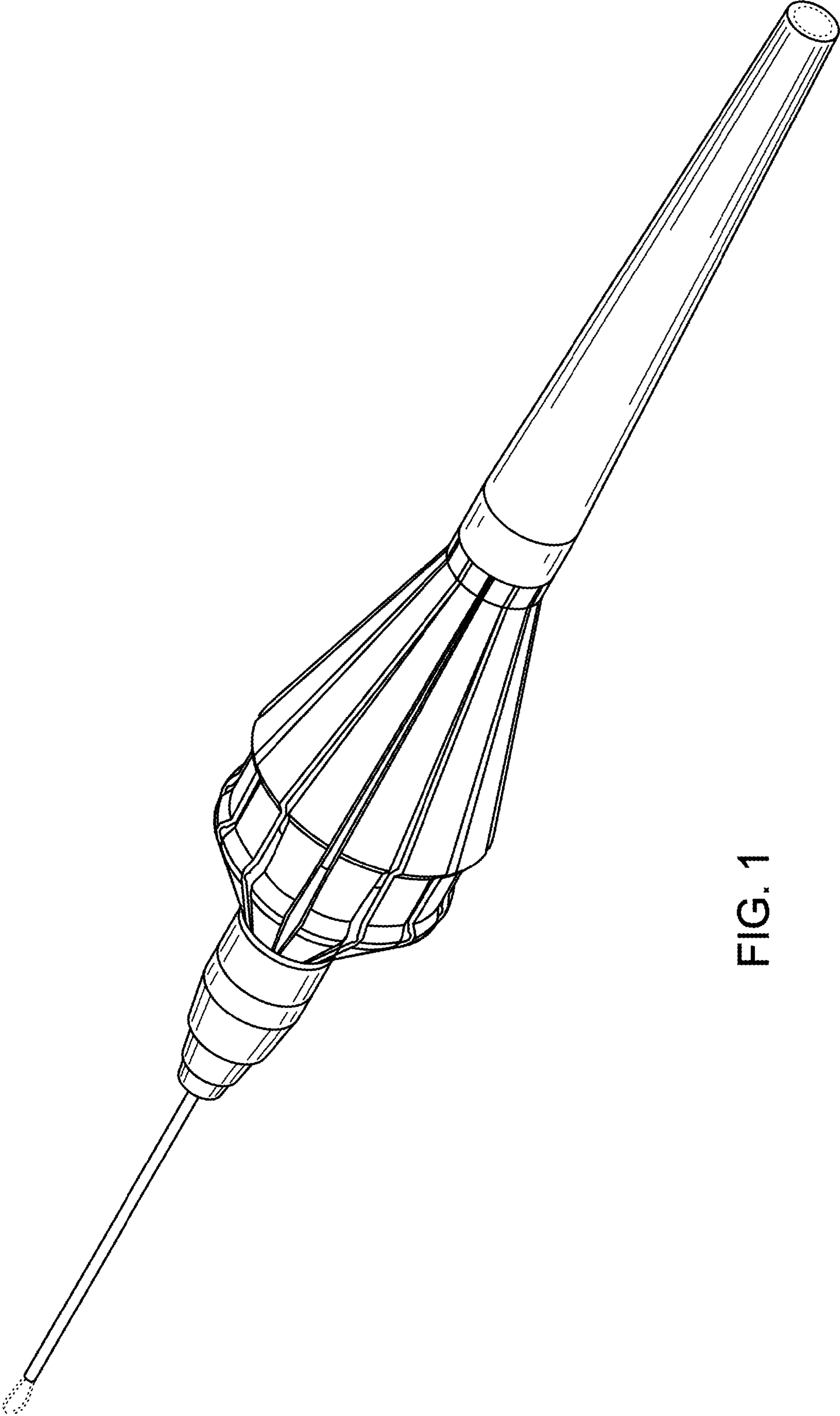


FIG. 1

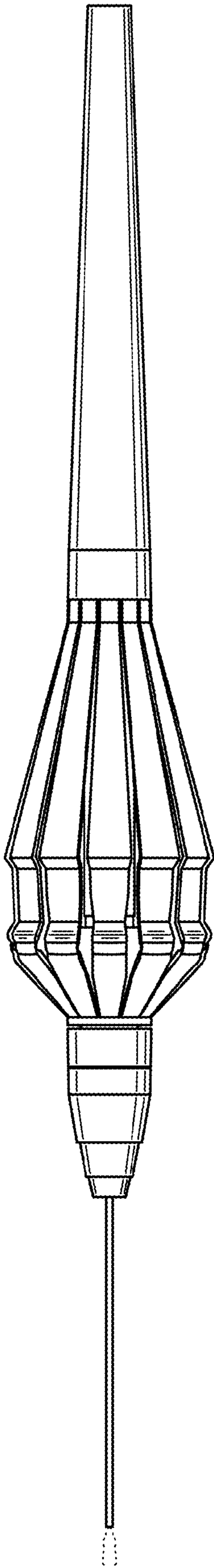


FIG. 2

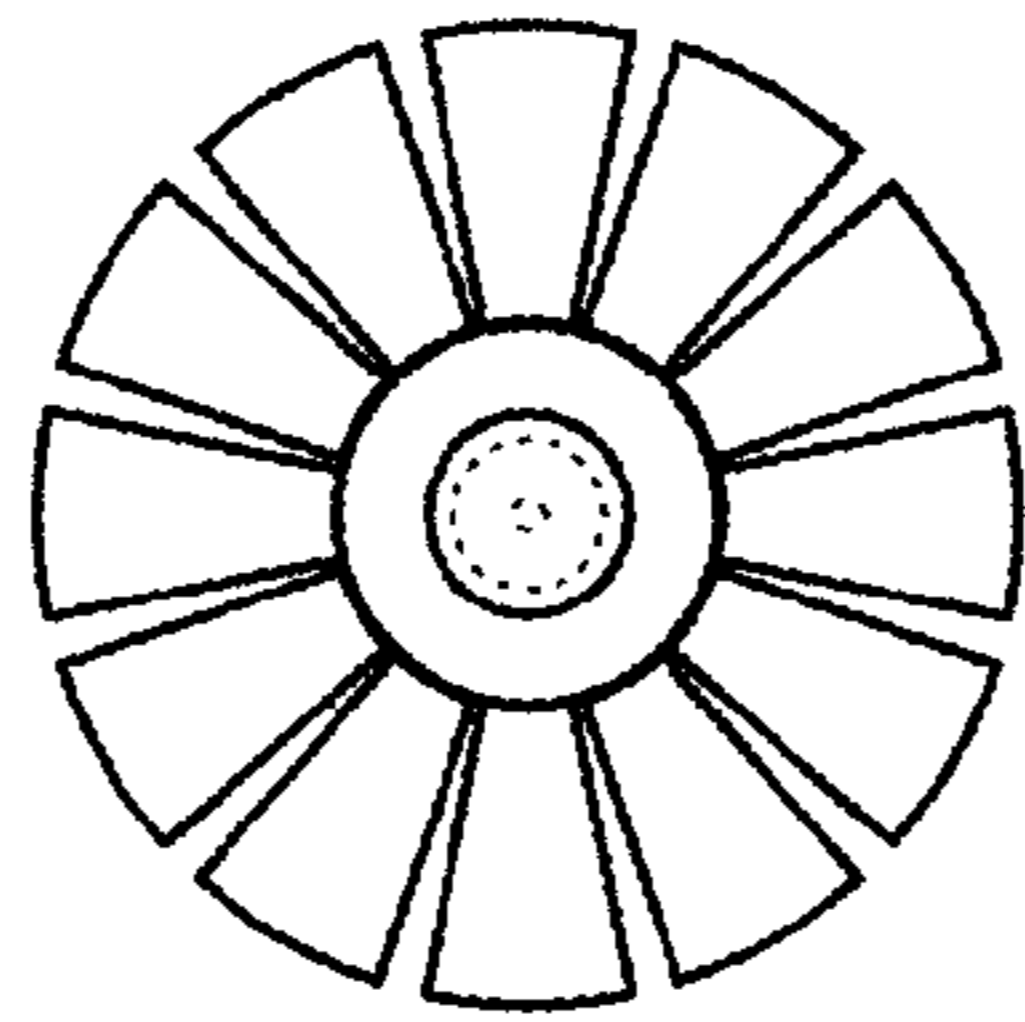


FIG. 4




FIG. 3

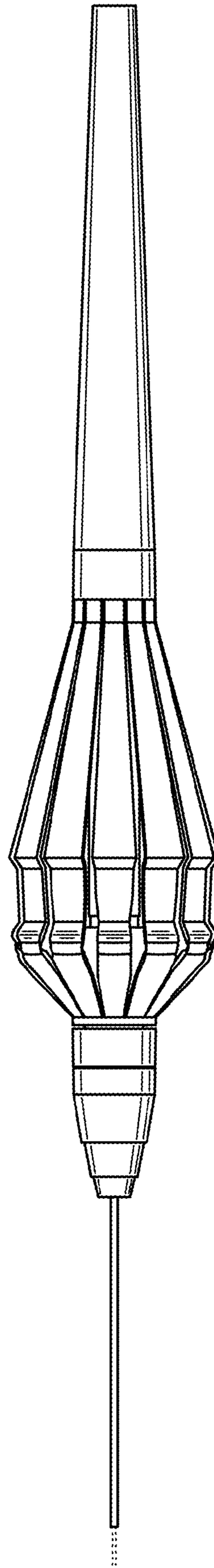


FIG. 5

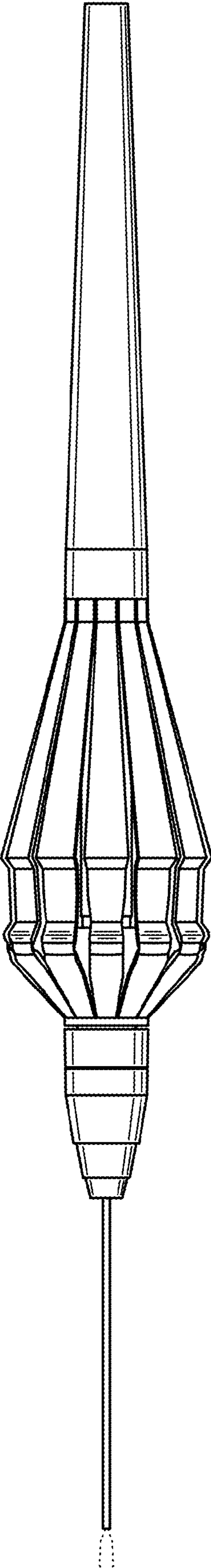


FIG. 6

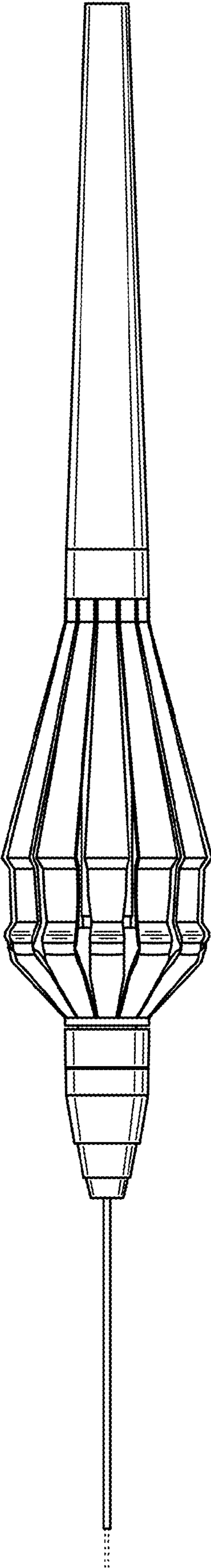


FIG. 7