



US00D934408S

(12) **United States Design Patent** (10) **Patent No.:** **US D934,408 S**
Nardella (45) **Date of Patent:** **** Oct. 26, 2021**

(54) **HINGED KILN BRICK PROTECTIVE COLLAR**
(71) Applicant: **Anthony Nardella**, Medford, MA (US)
(72) Inventor: **Anthony Nardella**, Medford, MA (US)
(**) Term: **15 Years**

(21) Appl. No.: **29/721,607**
(22) Filed: **Jan. 22, 2020**
(51) **LOC (13) Cl.** **23-03**
(52) **U.S. Cl.**
USPC **D23/386**
(58) **Field of Classification Search**
USPC D6/682; D8/16, 499; D9/707; D12/159,
D12/163, 196, 223; D14/452; D15/138;
D23/393, 413, 351, 386; D24/128, 207;
D26/138
CPC . F27D 1/00; F27D 1/18; F27D 1/0003; F27B
17/0041; F27B 7/28; F23D 14/76; F23D
14/78
See application file for complete search history.

(56) **References Cited**

U.S. PATENT DOCUMENTS

4,295,825	A	10/1981	Chielens et al.	
4,370,128	A	1/1983	Chielens et al.	
5,193,998	A	3/1993	Hack et al.	
5,477,029	A	12/1995	Skutt et al.	
5,734,149	A	3/1998	Skutt et al.	
5,910,006	A	6/1999	Conroy et al.	
6,228,224	B1	5/2001	Brooker	
6,805,773	B1	10/2004	Brooker	
7,458,809	B2	12/2008	Hohenshelt et al.	
D663,019	S *	7/2012	Purnell	D23/386
D663,020	S *	7/2012	Purnell	D23/386
D781,409	S *	3/2017	Raether	D23/386
D786,419	S *	5/2017	Rindoks	D23/386
D800,894	S *	10/2017	Raether	D23/386
D889,628	S *	7/2020	Nardella	D23/386

D889,629	S *	7/2020	Nardella	D23/386
D890,913	S *	7/2020	Wimmer	D23/386
D891,603	S *	7/2020	Wimmer	D23/386
D892,297	S *	8/2020	Nardella	D23/386
D907,190	S *	1/2021	Nardella	D23/386
D910,831	S *	2/2021	Nardella	D23/386
D910,832	S *	2/2021	Nardella	D23/386
2009/0042157	A1	2/2009	Kelly	

(Continued)

Primary Examiner — Michael C Stout
Assistant Examiner — Fritzgerald L Butac
(74) *Attorney, Agent, or Firm* — Thomas P. O’Connell;
O’Connell Law Firm

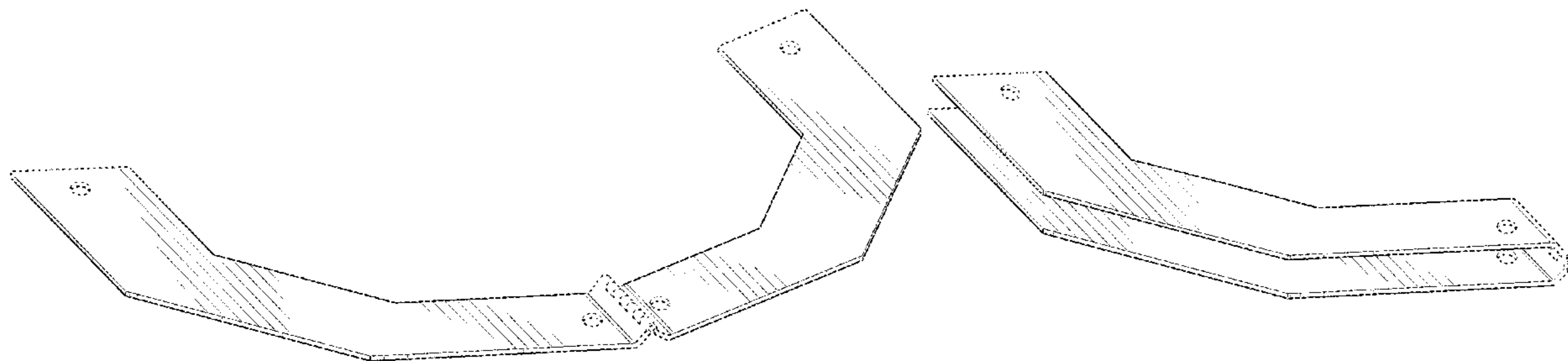
(57) **CLAIM**

The ornamental design for a hinged kiln brick protective collar, as shown and described.

DESCRIPTION

FIG. 1 is a perspective view of a hinged kiln brick protective collar showing my design;
FIG. 2 is a perspective view of the hinged kiln brick protective collar showing the hinged kiln brick protective collar partially folded;
FIG. 3 is a perspective view of the hinged kiln brick protective collar showing the hinged kiln brick protective collar fully folded;
FIG. 4 is a top plan view thereof;
FIG. 5 is a bottom plan view thereof;
FIG. 6 is a front elevation view thereof;
FIG. 7 is a rear elevation view thereof;
FIG. 8 is a right side elevation view thereof;
FIG. 9 is a left side elevation view thereof;
FIG. 10 is a perspective view of a second embodiment of the design for a hinged kiln brick protective collar; and,
FIG. 11 is a perspective view of a third embodiment for a hinged kiln brick protective collar.
The broken lines are shown for illustrative purposes only and form no part of the claimed design.

1 Claim, 8 Drawing Sheets



(56)

References Cited

U.S. PATENT DOCUMENTS

2010/0021856 A1 1/2010 Couse et al.
2010/0209865 A1 8/2010 Watson et al.
2016/0146538 A1 5/2016 Mansur

* cited by examiner

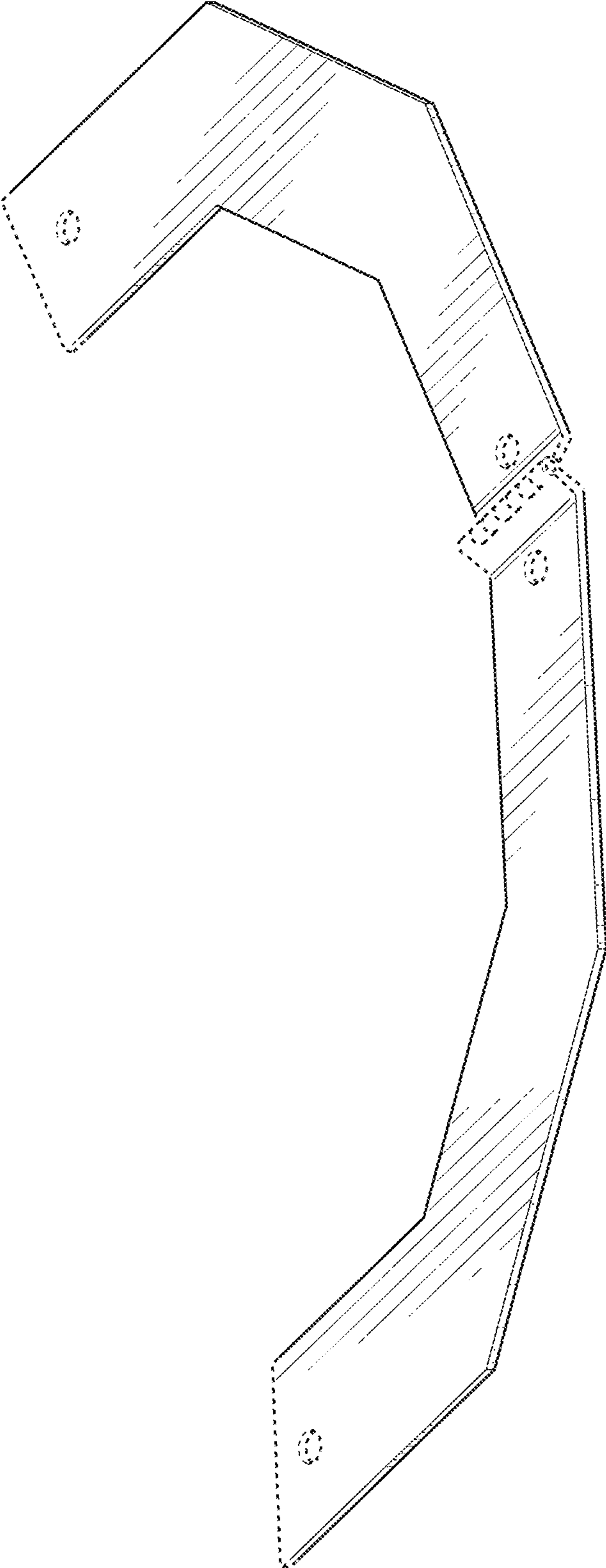


FIG. 1

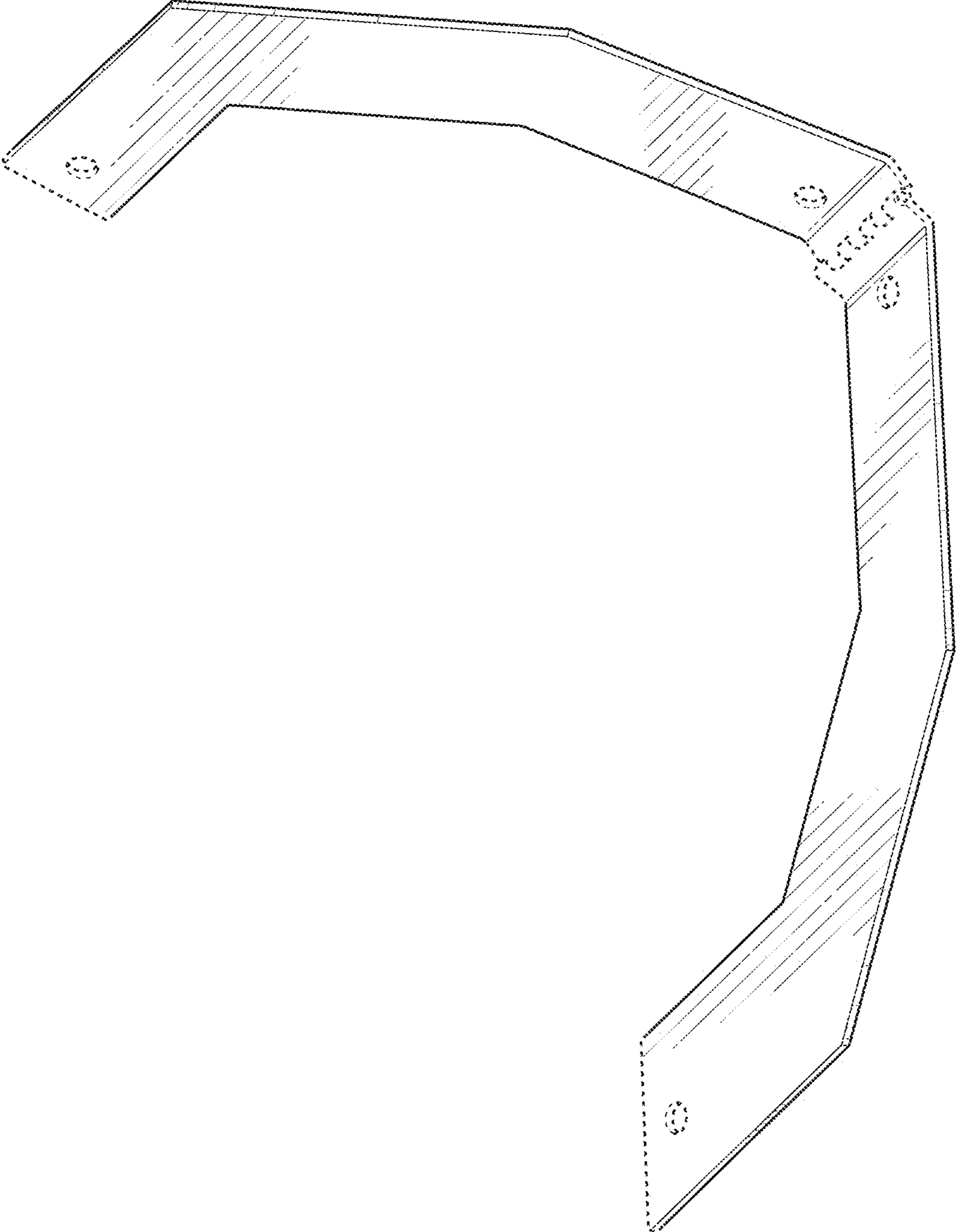


FIG. 2

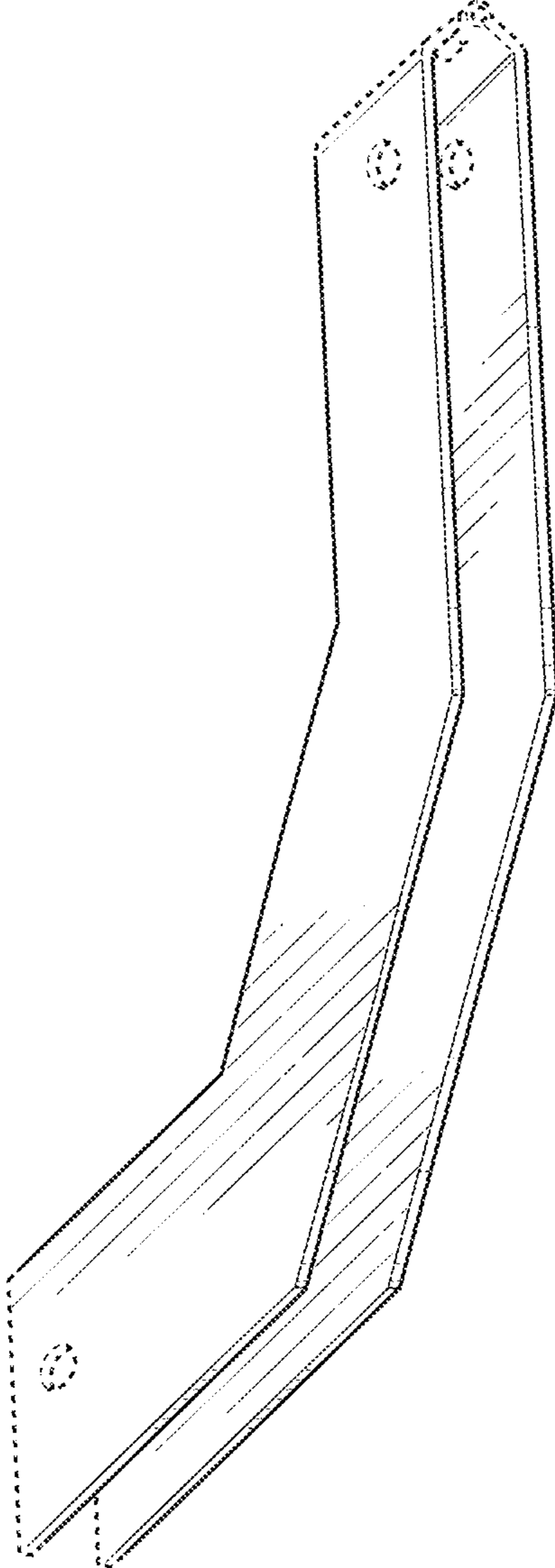


FIG. 3

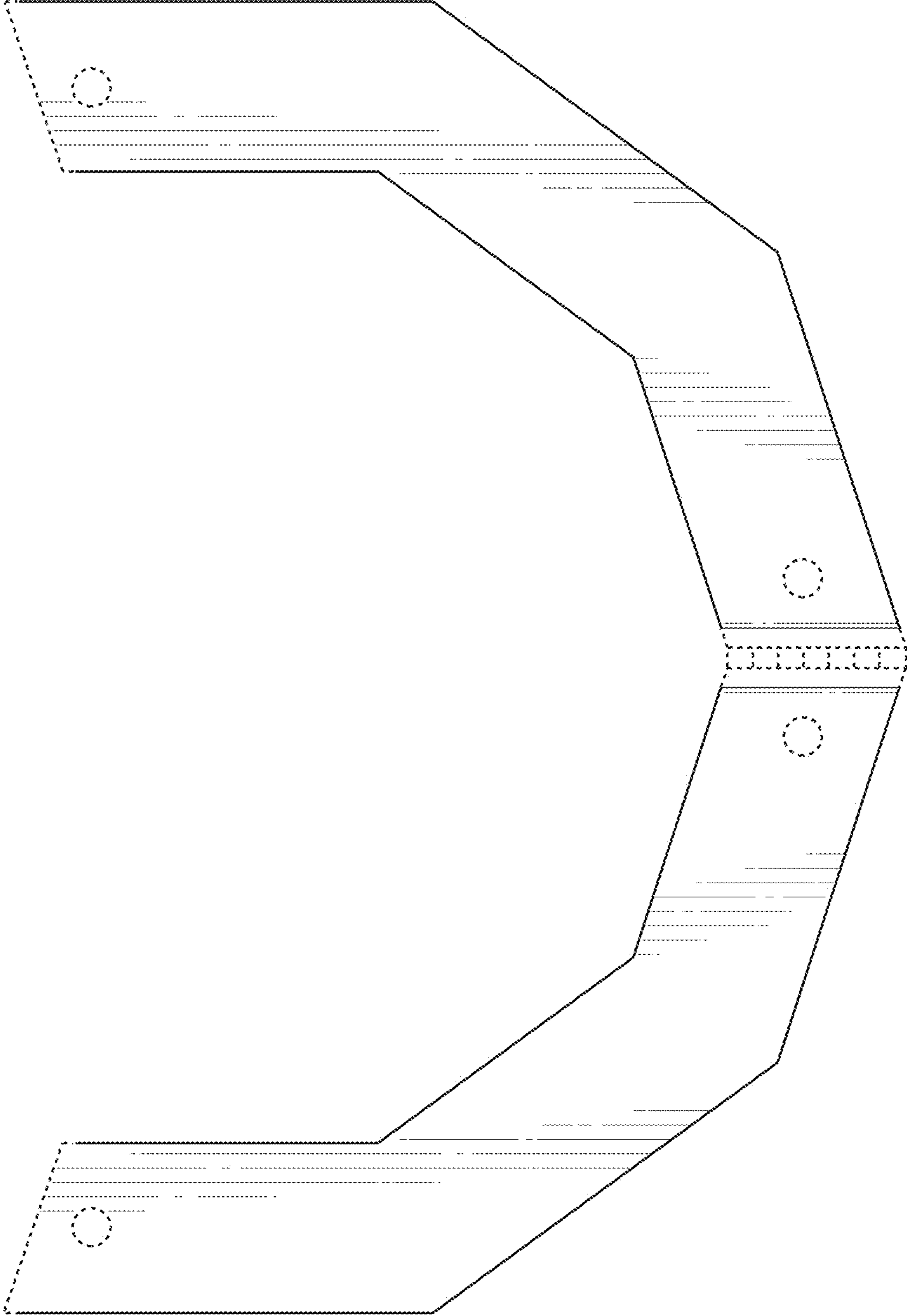


FIG. 4

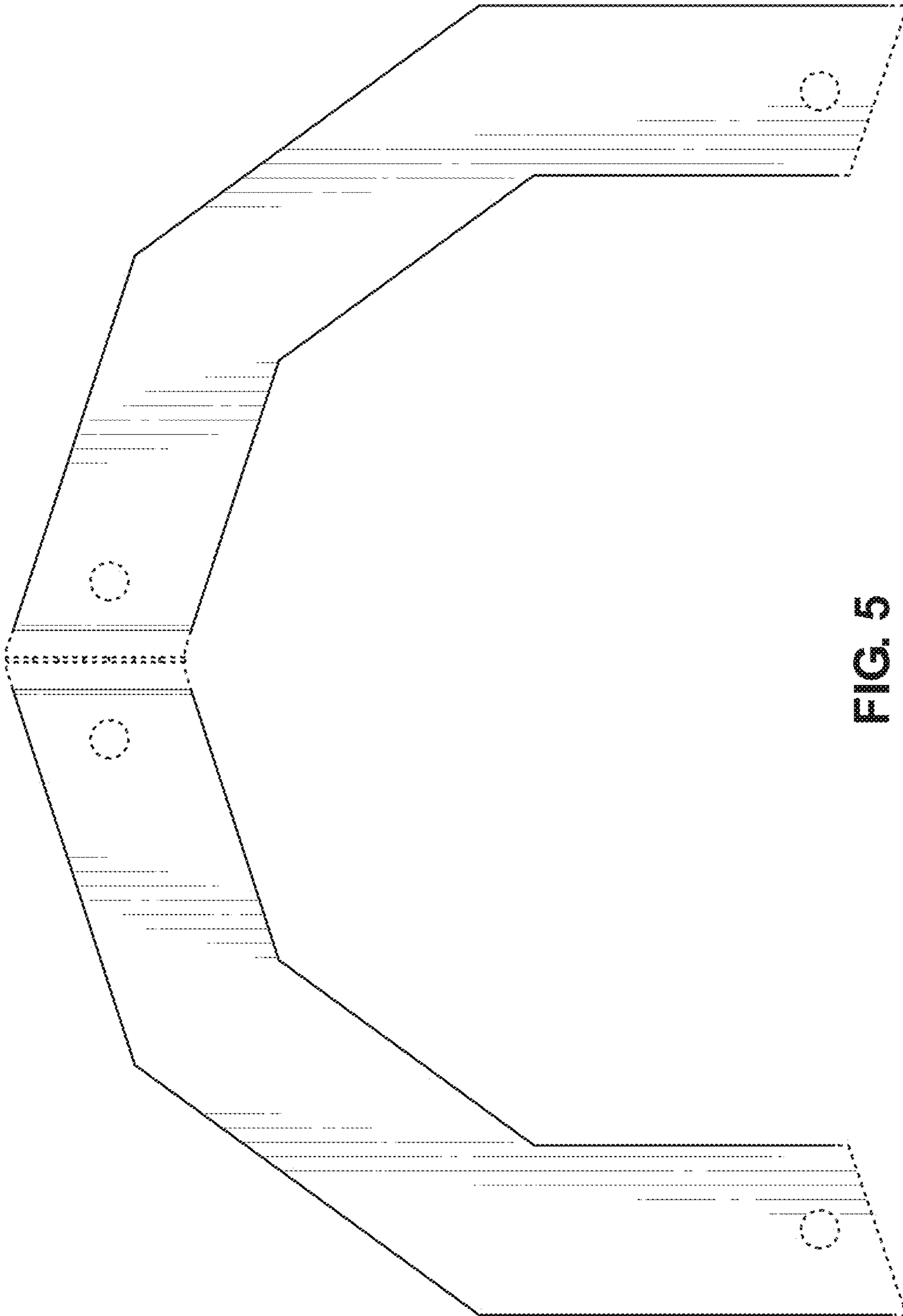


FIG. 5



FIG. 6



FIG. 7

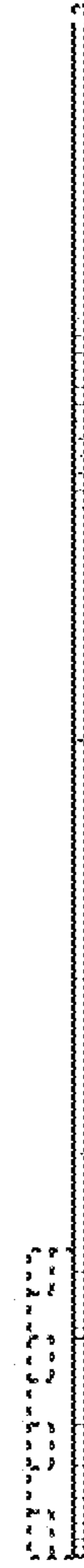


FIG. 8



FIG. 9

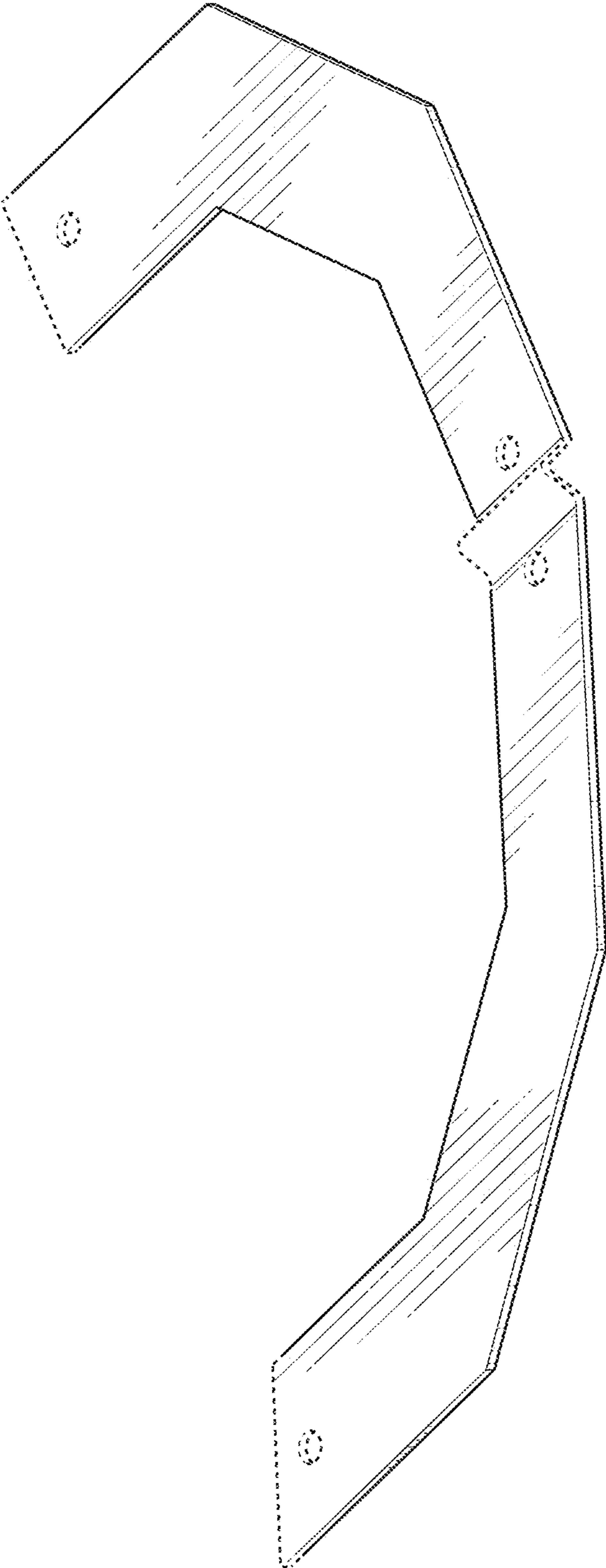


FIG. 10

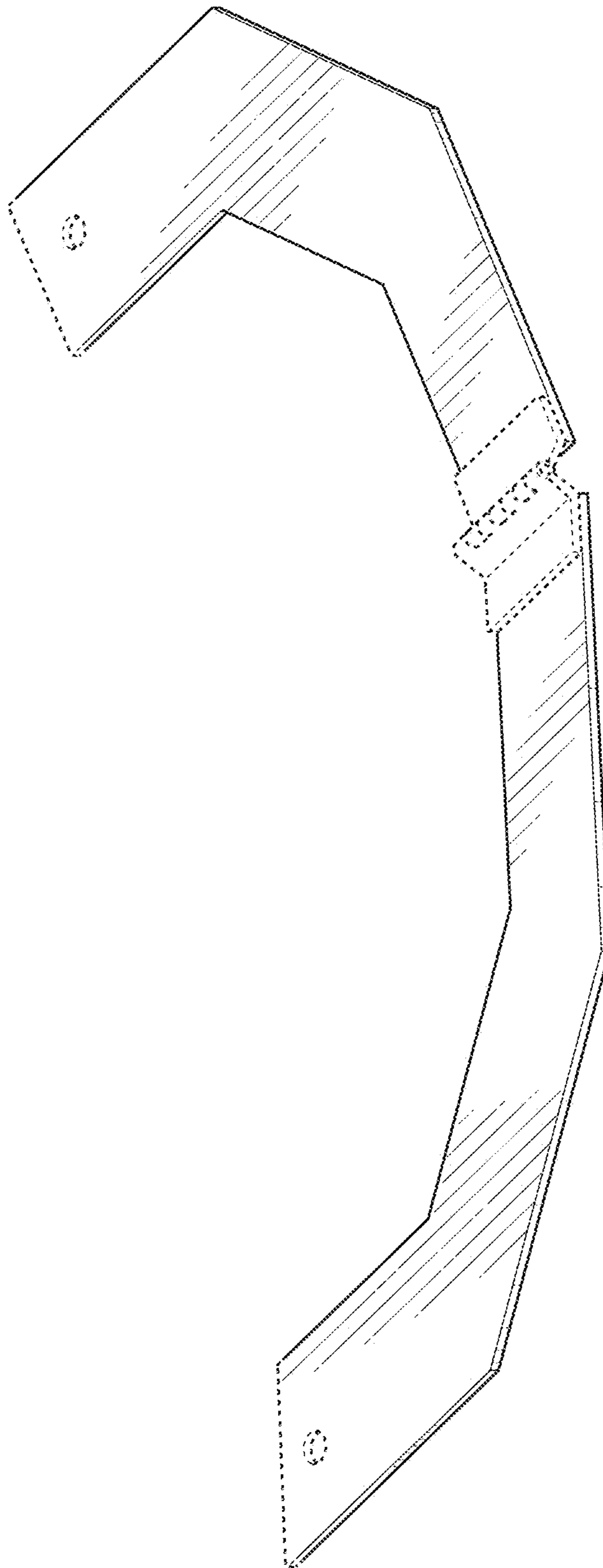


FIG. 11