



US00D934370S

(12) **United States Design Patent** (10) **Patent No.:** **US D934,370 S**  
**Baack** (45) **Date of Patent:** **\*\* Oct. 26, 2021**

(54) **RECREATIONAL PAD FOR SPRAYING WATER**

(71) Applicant: **SDS Asia Limited, BVI #1748971, Hong Kong (CN)**

(72) Inventor: **Jeff Baack, Omaha, NE (US)**

(73) Assignee: **SDS Asia Limited, BVI #1748971, Hong Kong (CN)**

(\*\*) Term: **15 Years**

(21) Appl. No.: **29/731,336**

(22) Filed: **Apr. 14, 2020**

(51) **LOC (13) Cl.** ..... **21-03**

(52) **U.S. Cl.**  
USPC ..... **D21/815**

(58) **Field of Classification Search**  
USPC .... D21/803-805, 811, 814-816, 835; D25/2  
CPC .... E04H 4/00-0062; E04H 2004/0068; E04H  
2004/146; B63B 7/08; A47K 3/06  
See application file for complete search history.

(56) **References Cited**

**U.S. PATENT DOCUMENTS**

D47,282 S *	5/1915	Buermann	.....	D30/140
3,001,207 A *	9/1961	Nail	.....	E04H 4/0025 493/157
3,363,268 A *	1/1968	Friedlander	.....	E04H 4/0025 4/506
D314,034 S *	1/1991	Young	.....	D21/816
D314,035 S *	1/1991	Young	.....	D21/816
5,480,336 A *	1/1996	Blanchard	.....	A63H 23/16 239/279
5,820,472 A *	10/1998	Briggs	.....	A63B 9/00 472/128
6,595,861 B1 *	7/2003	Morrow	.....	E04H 4/0025 4/488

D478,956 S *	8/2003	Feuer	.....	D21/815
D672,201 S *	12/2012	Jowett	.....	D7/551.3
D788,247 S *	5/2017	Lin	.....	D21/815
D824,469 S *	7/2018	Mussa	.....	D21/815
D900,267 S *	10/2020	Zhang	.....	E04H 4/0025 D21/815
D905,187 S *	12/2020	Wang	.....	D21/815
D916,995 S *	4/2021	Liu	.....	D21/815
D919,731 S *	5/2021	Han	.....	D21/816

\* cited by examiner

*Primary Examiner* — Mitchell I. Siegel

(74) *Attorney, Agent, or Firm* — Suiter Swantz pc llo

(57) **CLAIM**

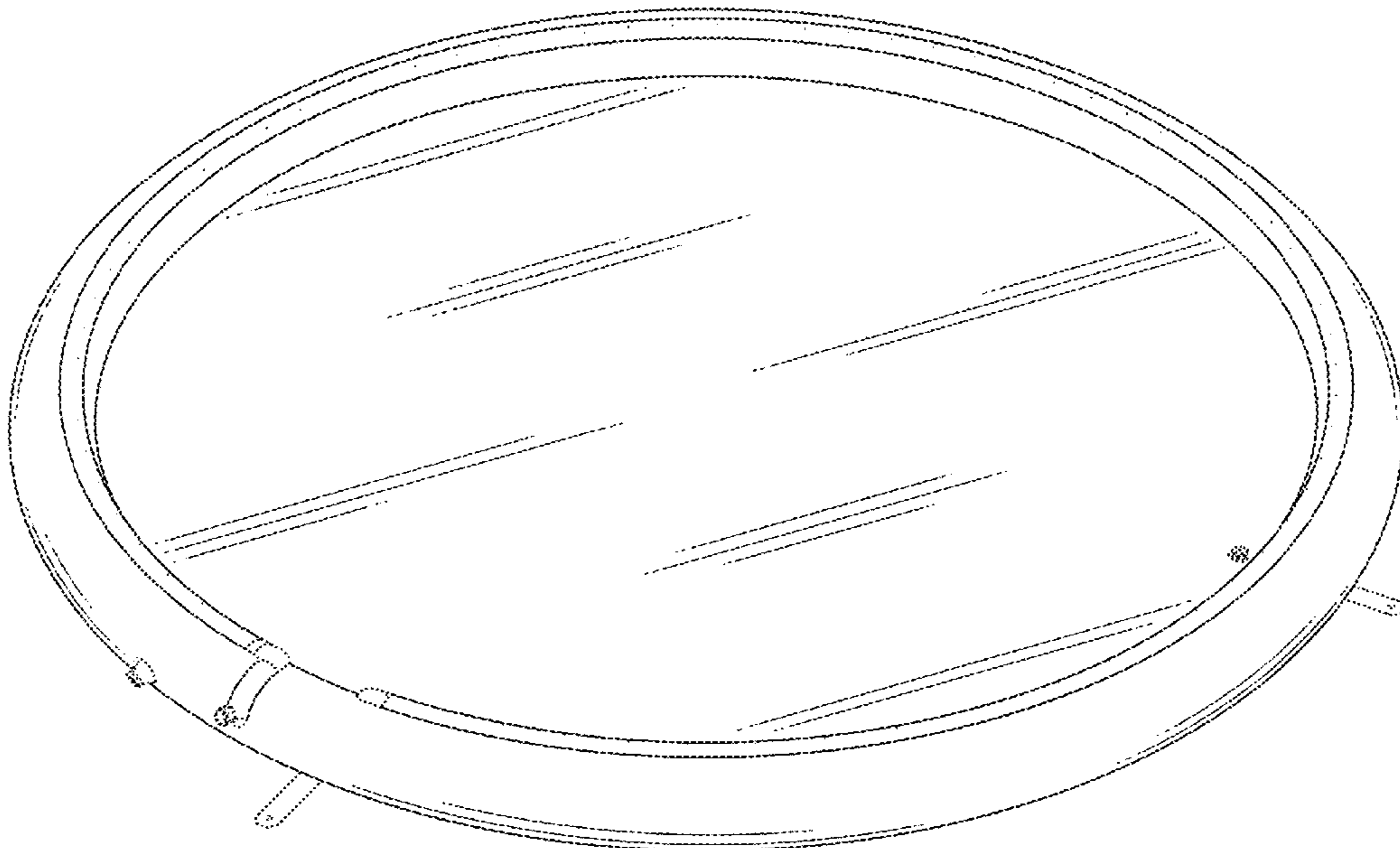
The ornamental design for a recreational pad for spraying water, as shown and described.

**DESCRIPTION**

FIG. 1 is a perspective view showing our new design; FIG. 2 is a top plan view thereof; FIG. 3 is a bottom plan view thereof; FIG. 4 is a right side elevation view thereof; FIG. 5 is a left side elevation view thereof; FIG. 6 is a front elevation view thereof; FIG. 7 is a rear elevation view thereof; FIG. 8 is a partial perspective view thereof; and, FIG. 9 is a partial perspective view thereof.

The broken lines showing portions of the water supply hose of FIGS. 1-9 form no part of the claimed design. The broken lines showing a water supply connector of FIGS. 1-9 form no part of the claimed design. The broken lines showing an air valve of FIGS. 1-9 form no part of the claimed design. The broken lines showing straps of FIGS. 1-9 form no part of the claimed design. The broken lines showing a drain of FIGS. 1-9 form no part of the claimed design.

**1 Claim, 9 Drawing Sheets**






FIG.1

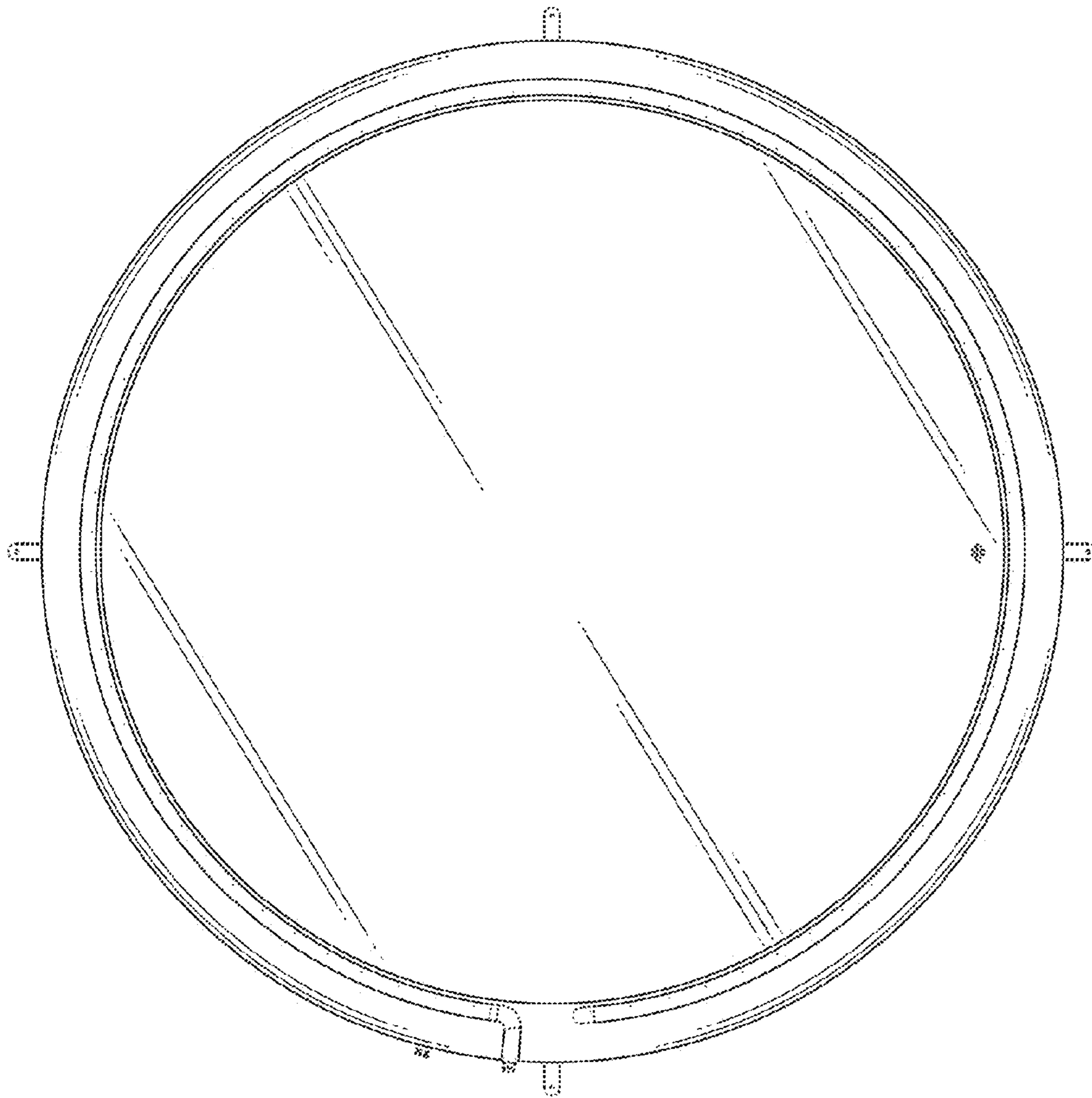


FIG.2

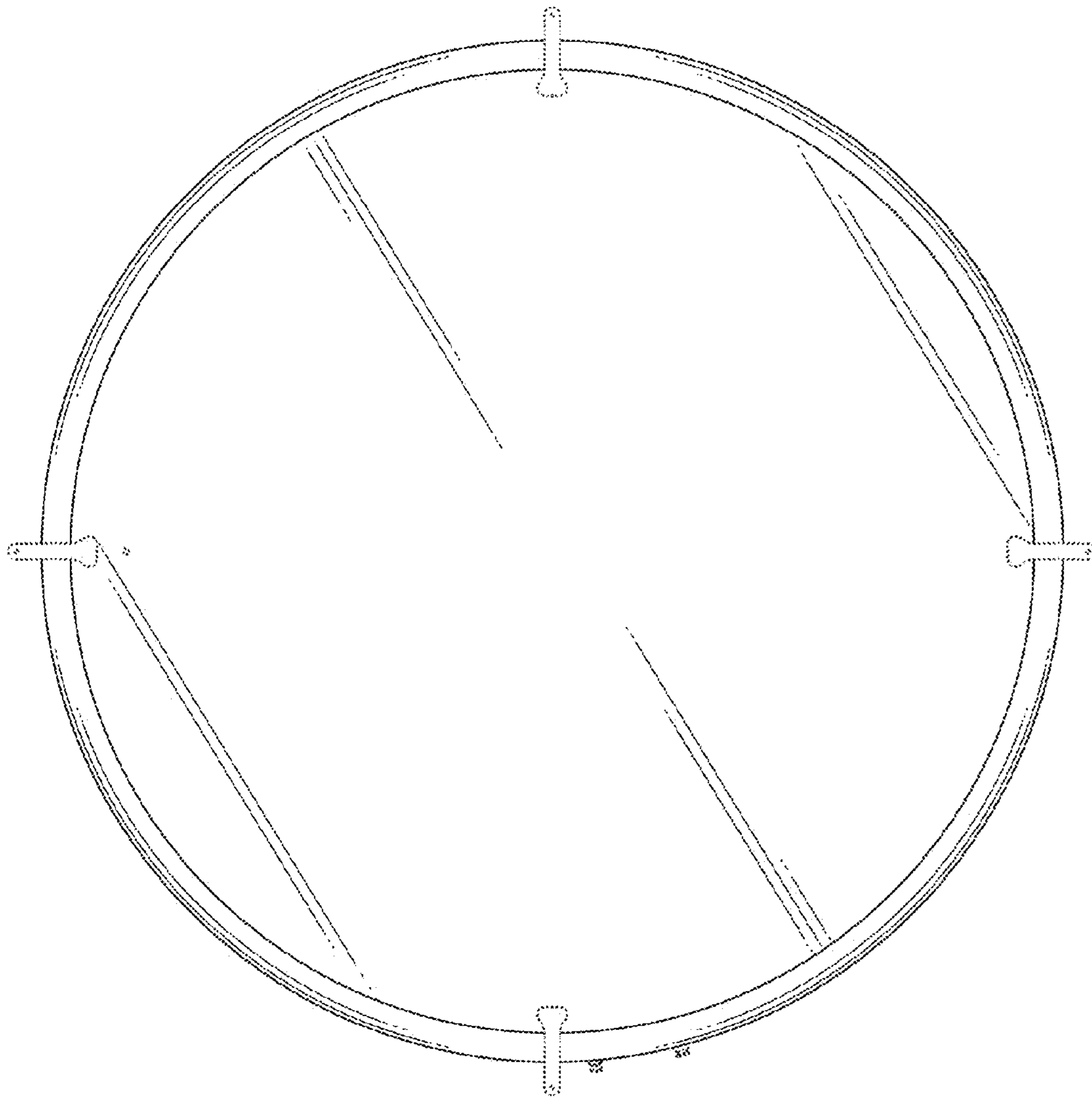


FIG. 3




FIG. 4



FIG. 5




FIG. 6

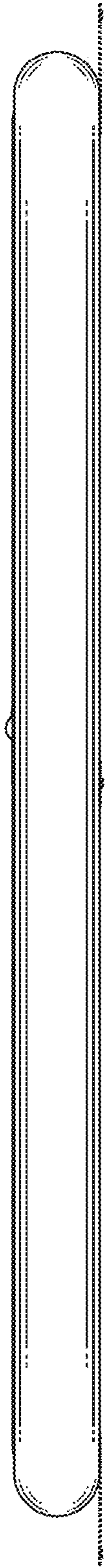


FIG. 7



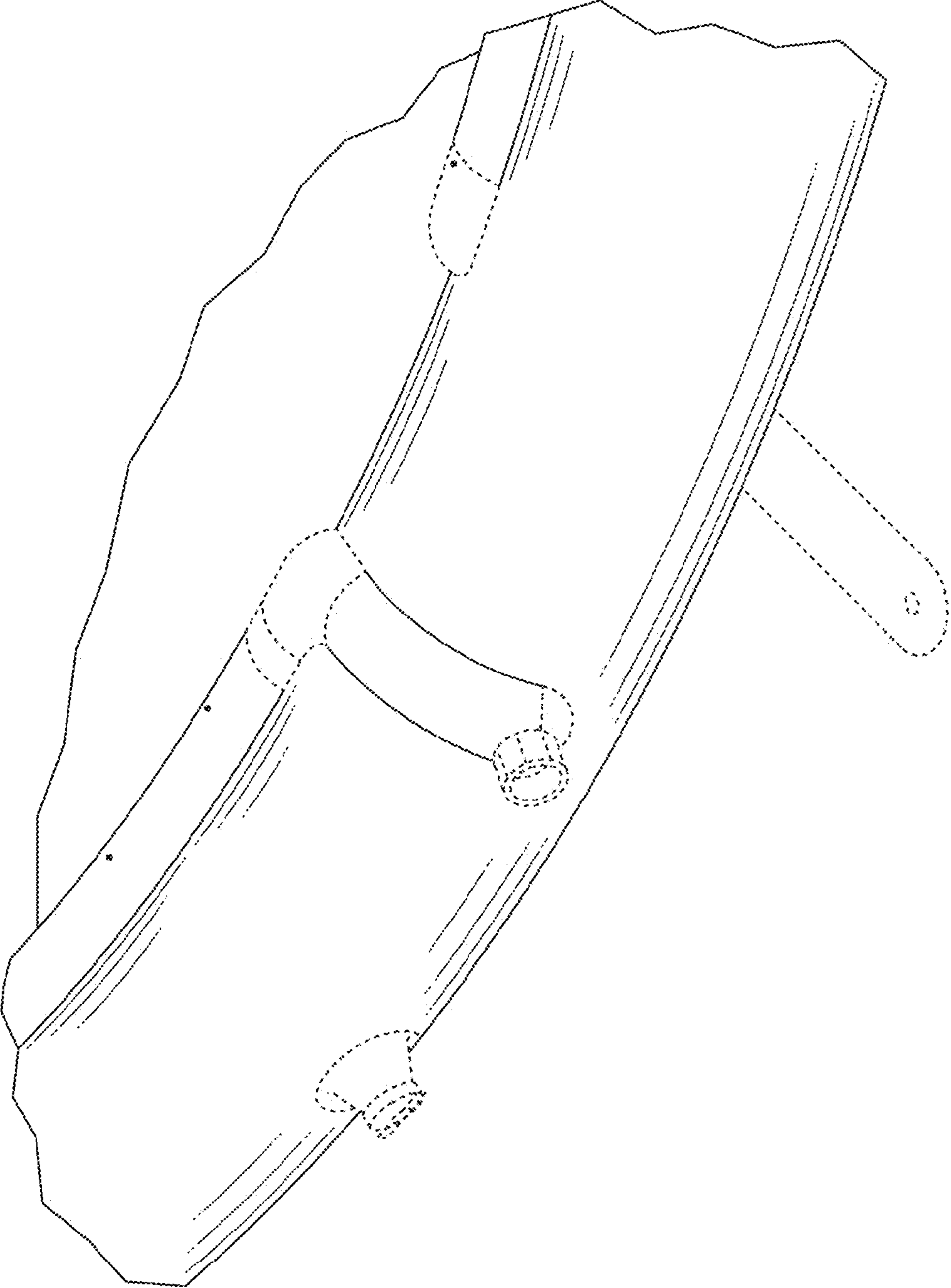


FIG. 8

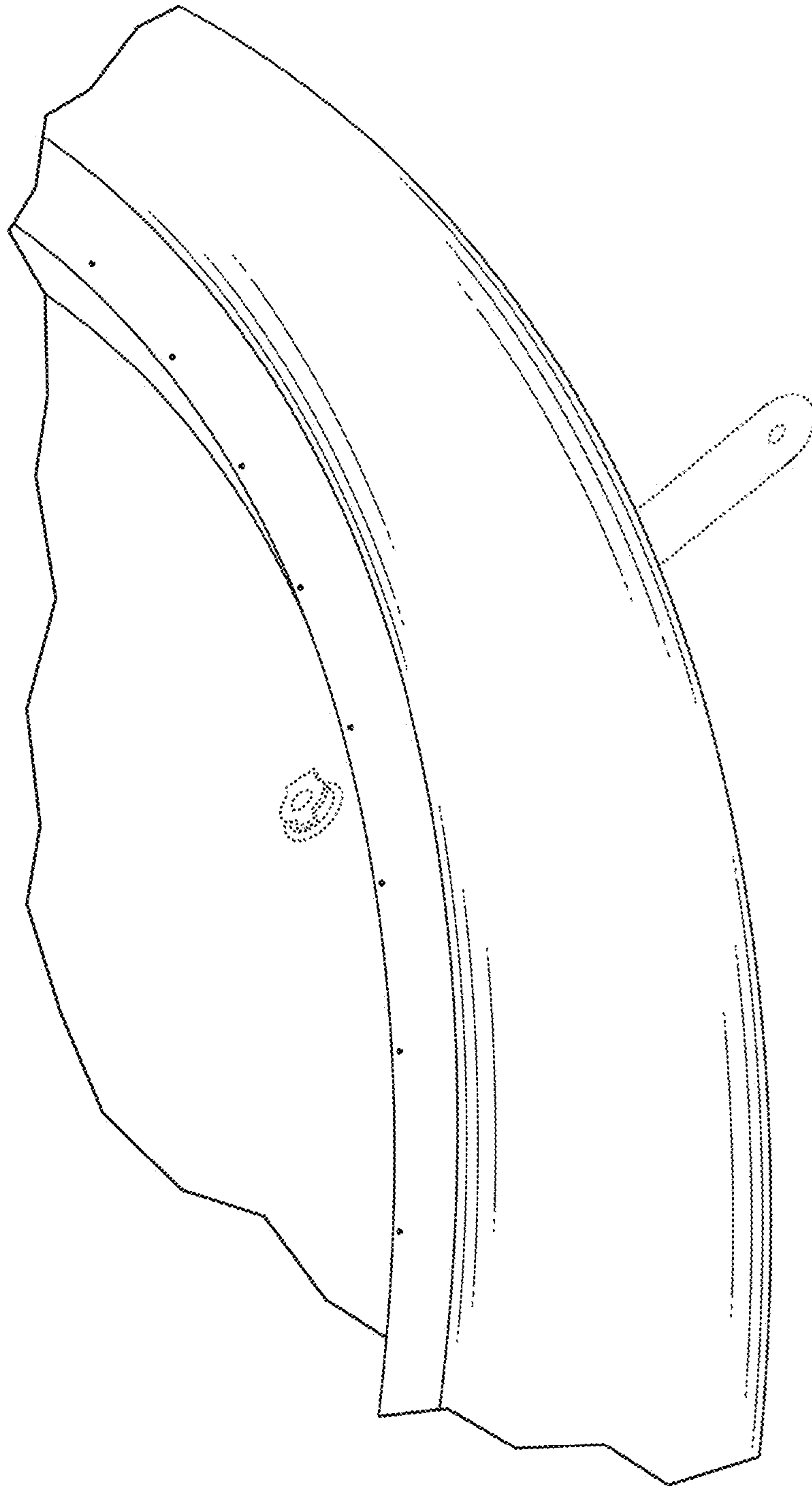


FIG. 9