



US00D934350S

(12) **United States Design Patent** (10) **Patent No.:** **US D934,350 S**  
**Mason** (45) **Date of Patent:** **\*\* Oct. 26, 2021**

- (54) **BALLOON SUPPORT**
- (71) Applicant: **Great American Business Products,**  
Houston, TX (US)
- (72) Inventor: **Stan Mason,** Magnolia, TX (US)
- (73) Assignee: **Great American Business Products,**  
Houston, TX (US)
- (\*\*) Term: **15 Years**
- (21) Appl. No.: **29/650,900**
- (22) Filed: **Jun. 11, 2018**

**Related U.S. Application Data**

- (63) Continuation of application No. 29/550,271, filed on Dec. 31, 2015, now Pat. No. Des. 821,502.
- (51) **LOC (13) Cl.** ..... **27-01**
- (52) **U.S. Cl.**  
USPC ..... **D21/453**
- (58) **Field of Classification Search**  
USPC ..... D12/16.1, 323, 325, 326, 327, 328, 329,  
D12/331-343, 345; D21/301, 436, 438,  
D21/439, 440, 441, 443, 444, 445-453,  
D21/430  
CPC ..... A63H 33/18; A63H 27/00; A63H 27/14;  
A63H 33/185; A63B 65/08  
See application file for complete search history.

(56) **References Cited**

**U.S. PATENT DOCUMENTS**

D226,686 S	4/1973	Floyd
4,661,081 A	4/1987	Basseches
4,798,554 A	1/1989	Nelson
D305,441 S	1/1990	Lovik
4,895,545 A	1/1990	Nelson
D329,261 S	9/1992	Pollack
5,203,530 A	4/1993	Liu
D428,069 S	7/2000	Cheng

D428,070 S	7/2000	Cheng	
D439,283 S	3/2001	Naranjo	
D477,694 S	7/2003	Windham	
6,969,295 B1 *	11/2005	Sidwell	..... A63H 27/10 446/220

D517,123 S	3/2006	Sidwell
D529,102 S	11/2006	Sidwell
D573,318 S	7/2008	Lamstein

(Continued)

*Primary Examiner* — Marissa J Cash

(74) *Attorney, Agent, or Firm* — McDermott Will & Emery LLP

(57) **CLAIM**

I claim the ornamental design for a balloon support, as shown and described.

**DESCRIPTION**

FIG. 1 is an upper perspective view of a balloon support according to a new design.

FIG. 2 is an enlarged perspective view of the balloon support of FIG. 1 removed from environment for clarity of disclosure.

FIG. 3 is a left side view of the balloon support shown in FIG. 1 shown removed from environment for clarity of disclosure.

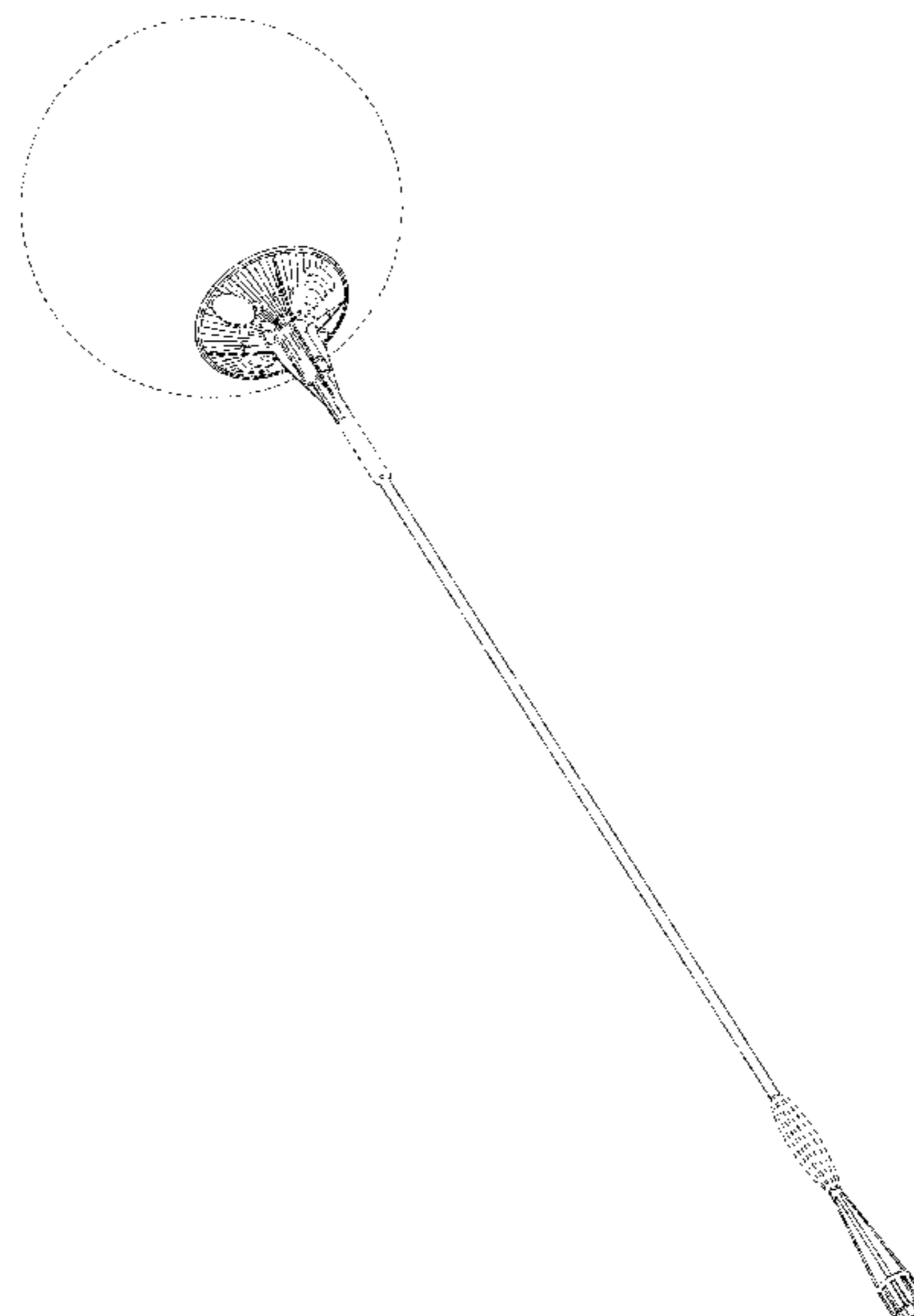
FIG. 4. is a right side view of the balloon support shown in FIG. 1 shown removed from environment for clarity of disclosure.

FIG. 5 is a front view of the balloon support shown in FIG. 1 shown removed from environment for clarity of disclosure; and,

FIG. 6 is a rear view of the balloon support shown in FIG. 1 shown removed from environment for clarity of disclosure.

The broken lines in the drawings depict portions of the balloon support that form no part of the claimed design; the additional broken lines shown in FIG. 1 are for environmental purposes only and form no part thereof.

**1 Claim, 4 Drawing Sheets**



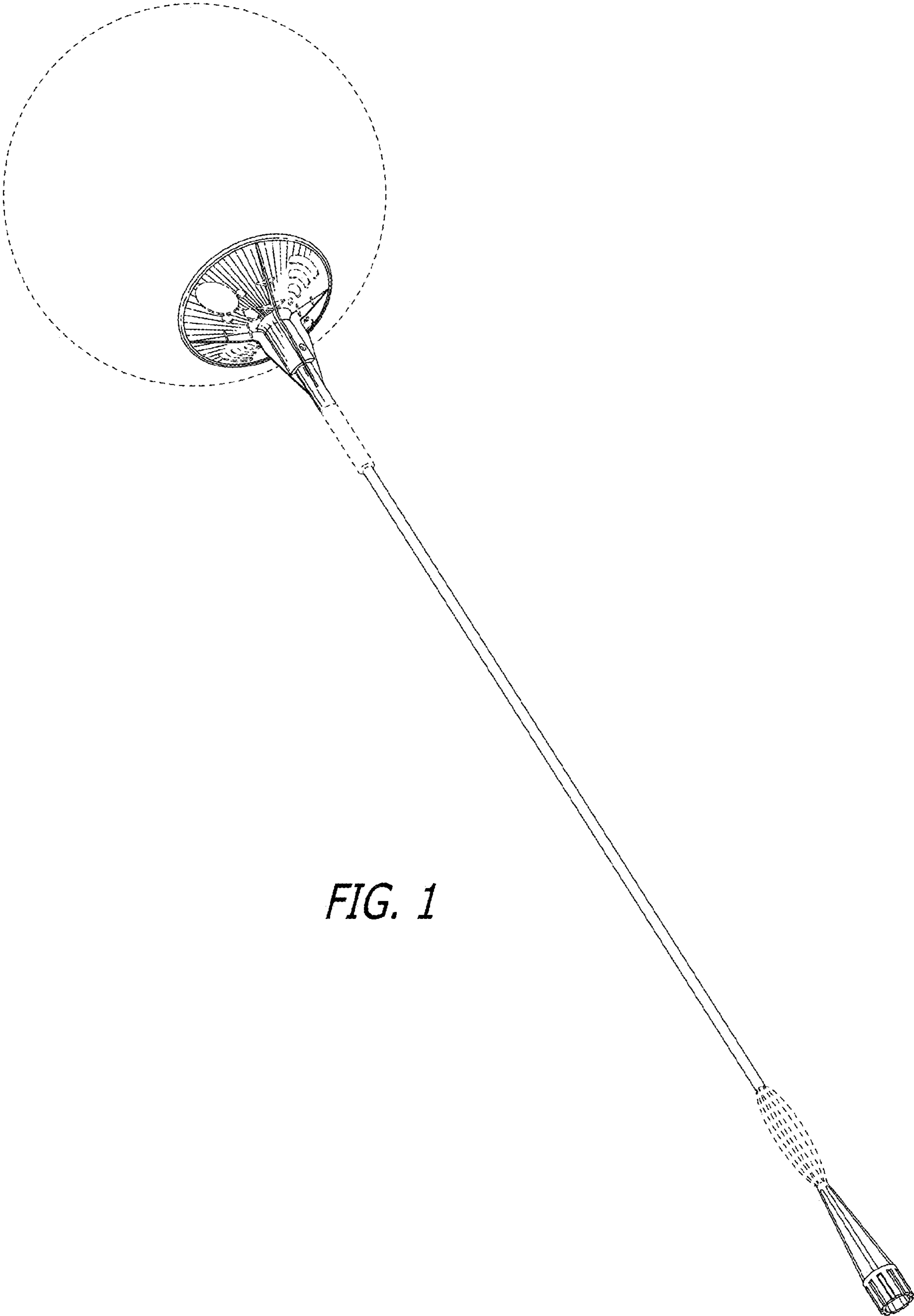
(56)

**References Cited**

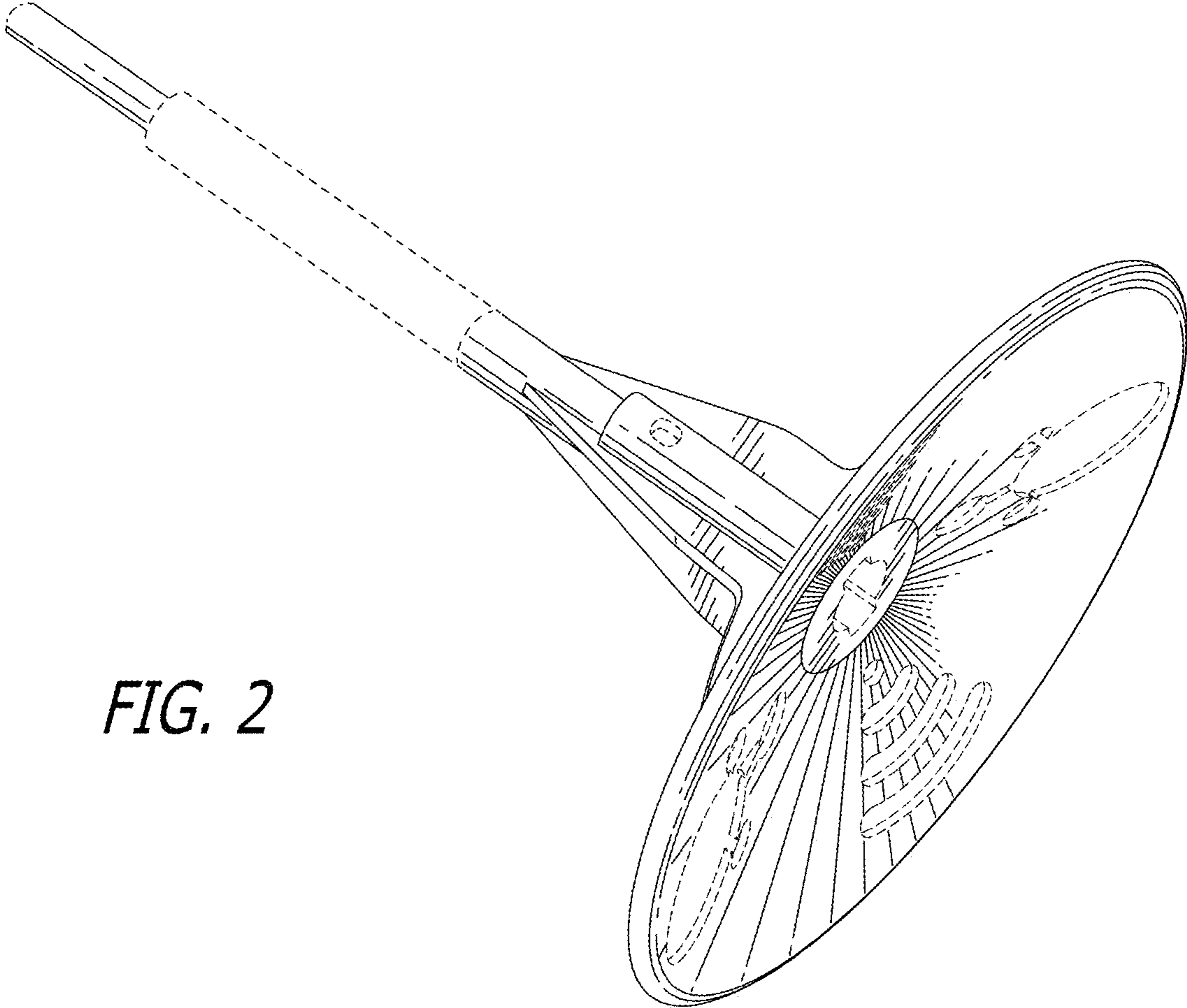
U.S. PATENT DOCUMENTS

D592,710	S	5/2009	Cesari	
7,588,477	B2	9/2009	Sidwell	
RE41,056	E	12/2009	Sidwell	
D628,659	S	12/2010	Burns	
RE42,874	E	11/2011	Sidwell	
D657,002	S	4/2012	Pollack	
D659,200	S	5/2012	Wicken	
D688,318	S	8/2013	Dalfonzo	
D696,731	S	12/2013	Nelson	
D734,400	S	7/2015	Rehkemper	
D754,798	S	4/2016	Vasquez	
9,352,240	B1 *	5/2016	Wicken	F16M 13/02
9,679,504	B1 *	6/2017	Wicken	A47F 10/00
9,925,473	B2 *	3/2018	Povitz	A63H 27/10
D821,502	S *	6/2018	Mason	D21/453
10,661,189	B2 *	5/2020	Katz	A63H 27/10
2006/0292960	A1	12/2006	Muller	

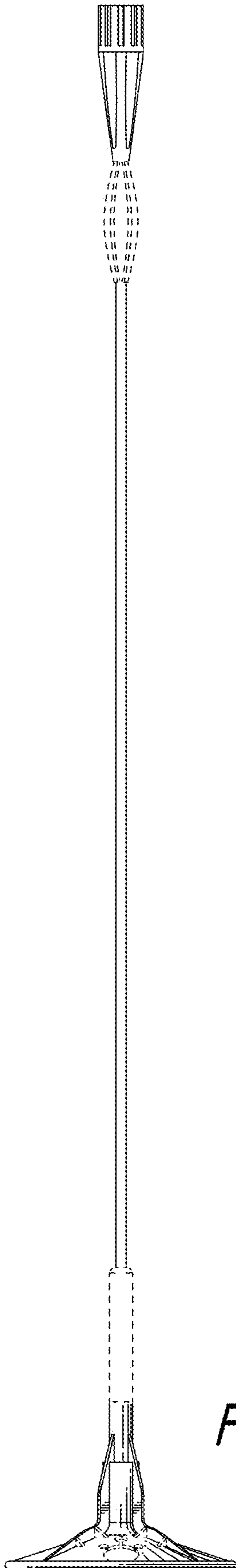
\* cited by examiner



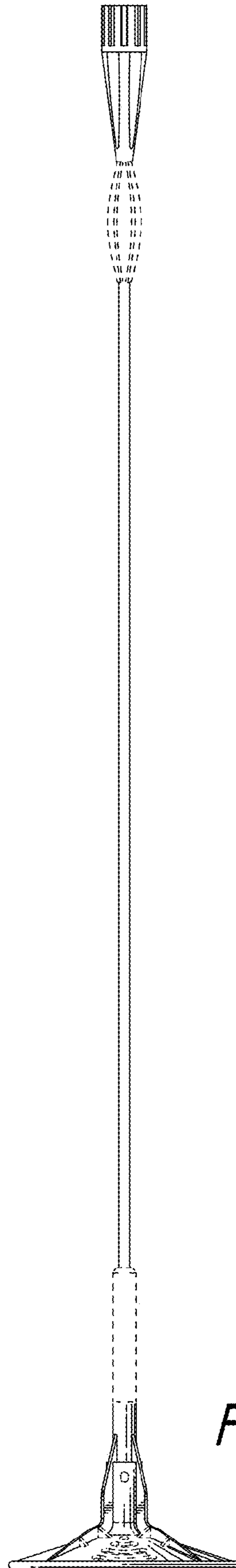
*FIG. 1*



*FIG. 2*

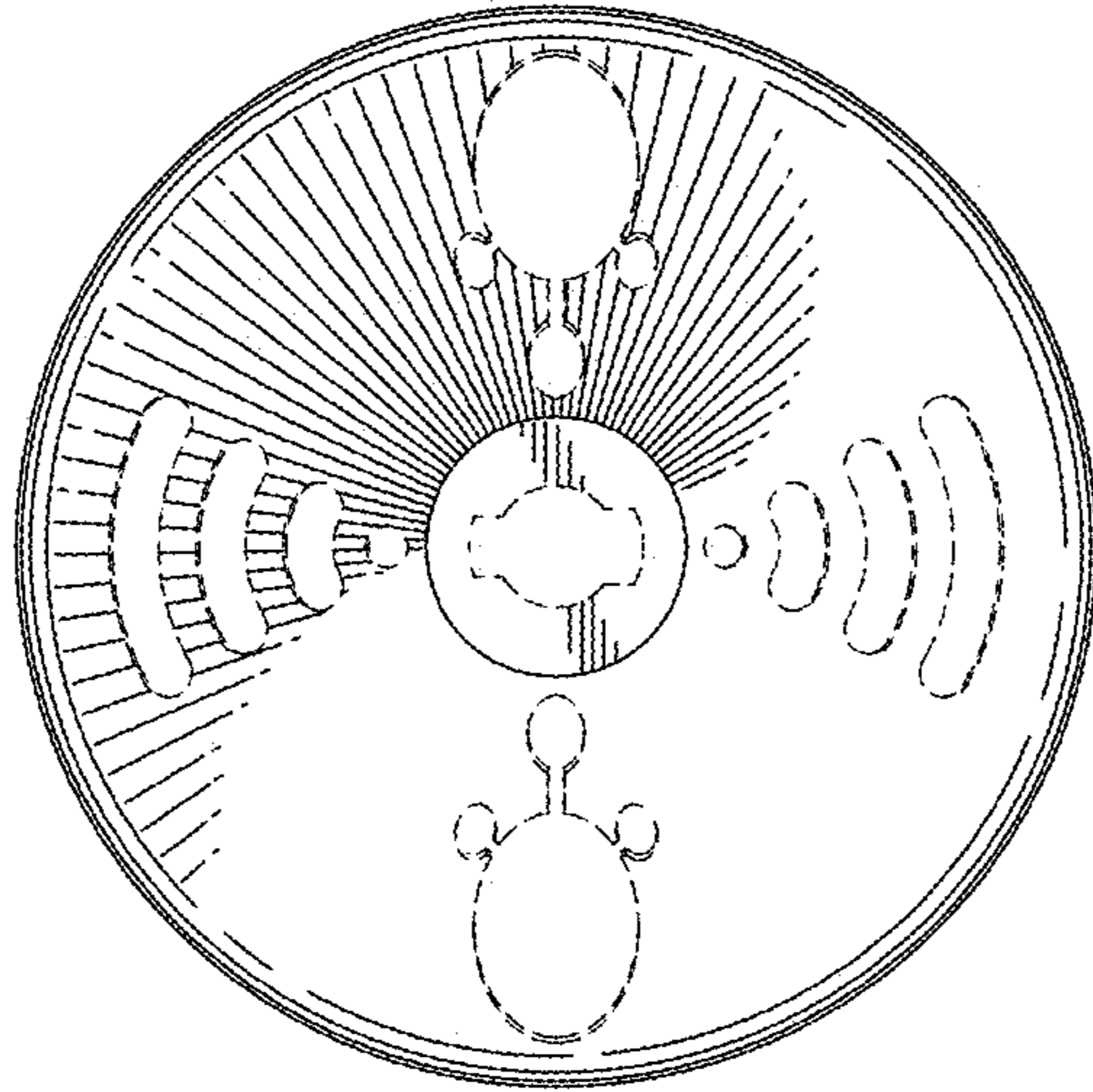


*FIG. 3*

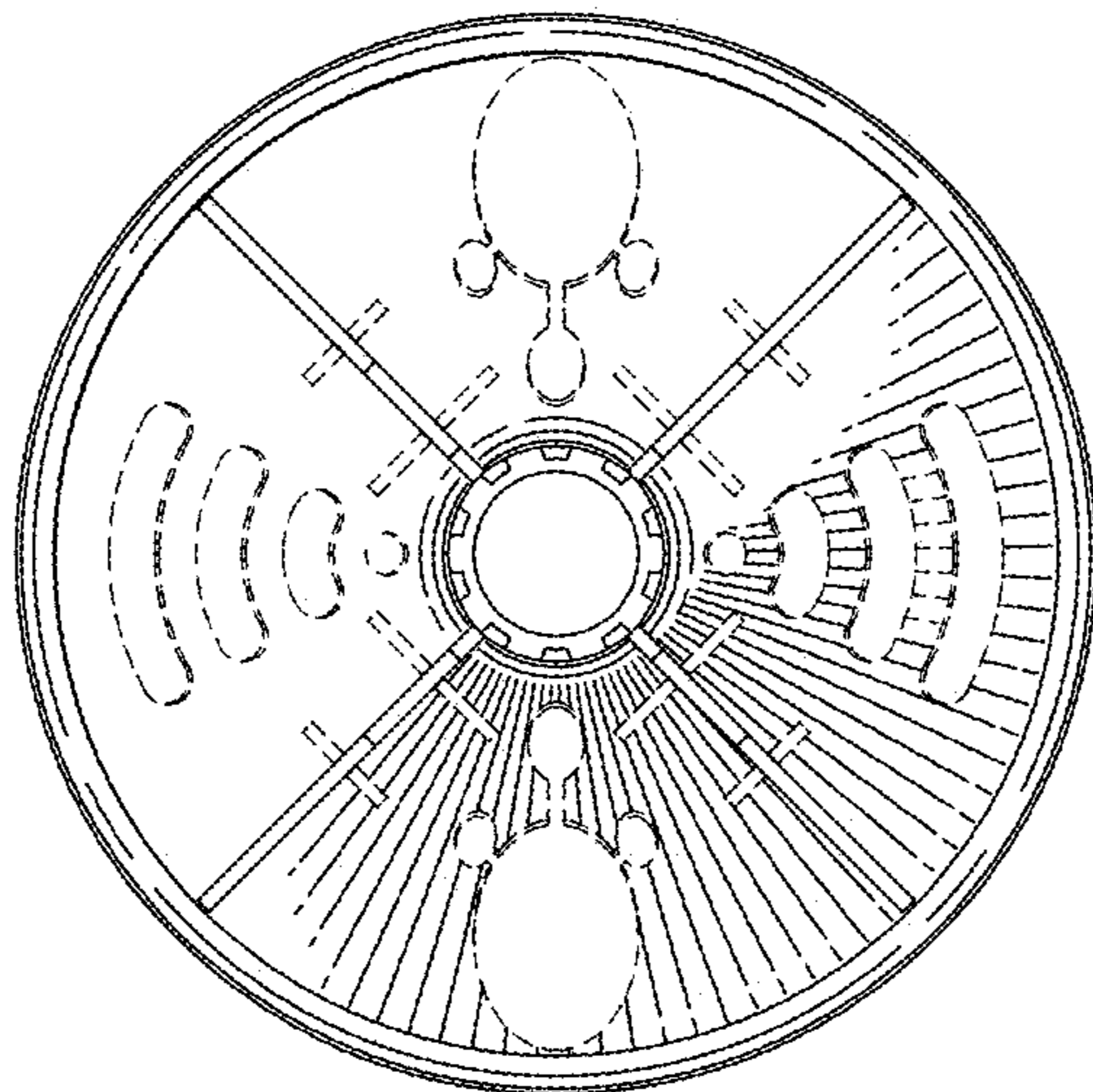


*FIG. 4*





*FIG. 5*



*FIG. 6*