



US00D934347S

(12) **United States Design Patent**
Ocampo et al.

(10) **Patent No.:** **US D934,347 S**

(45) **Date of Patent:** **** Oct. 26, 2021**

(54) **GAMING MACHINE**

(71) Applicant: **Konami Gaming, Inc.**, Las Vegas, NV (US)

(72) Inventors: **Samuel Ocampo**, Las Vegas, NV (US); **Norio Tone**, Las Vegas, NV (US); **Scott Allen Clear**, Escondido, CA (US)

(73) Assignee: **Konami Gaming, Inc.**, Las Vegas, NV (US)

(**) Term: **15 Years**

(21) Appl. No.: **29/709,214**

(22) Filed: **Oct. 11, 2019**

(51) **LOC (13) Cl.** **21-03**

(52) **U.S. Cl.**
USPC **D21/370**

(58) **Field of Classification Search**
USPC D21/329, 332, 333, 365, 385, 694, 371,
D21/325, 324, 336, 369; D6/300, 301,
D6/302, 308, 332, 650, 650.1, 668, 670,
D6/691.3, 703.1, 705.1
CPC A63F 59/04
See application file for complete search history.

(56) **References Cited**

U.S. PATENT DOCUMENTS

D719,616 S	*	12/2014	Inoue	D21/370
D727,431 S	*	4/2015	Themann	D21/370
D732,520 S	*	6/2015	Themann	D14/307
D740,887 S	*	10/2015	Randazzo	D21/370
D850,536 S	*	6/2019	Stair	D21/370

(Continued)

Primary Examiner — Khawaja Anwar

Assistant Examiner — Julice Seung Eun Oum

(74) *Attorney, Agent, or Firm* — Howard & Howard Attorneys PLLC

(57) **CLAIM**

The ornamental design for a gaming machine, as shown and described.

DESCRIPTION

FIG. 1 is a perspective view of a gaming machine showing our new design;

FIG. 2 is a front view of the gaming machine shown in FIG. 1;

FIG. 3 is a back view of the gaming machine shown in FIG. 1;

FIG. 4 is a left view of the gaming machine shown in FIG. 1;

FIG. 5 is a right view of the gaming machine shown in FIG. 1;

FIG. 6 is a top view of the gaming machine shown in FIG. 1;

FIG. 7 is a bottom view of the gaming machine shown in FIG. 1;

FIG. 8 is a perspective view of a gaming machine showing our new design;

FIG. 9 is a front view of the gaming machine shown in FIG. 8;

FIG. 10 is a back view of the gaming machine shown in FIG. 8;

FIG. 11 is a left view of the gaming machine shown in FIG. 8;

FIG. 12 is a right view of the gaming machine shown in FIG. 8;

FIG. 13 is a top view of the gaming machine shown in FIG. 8;

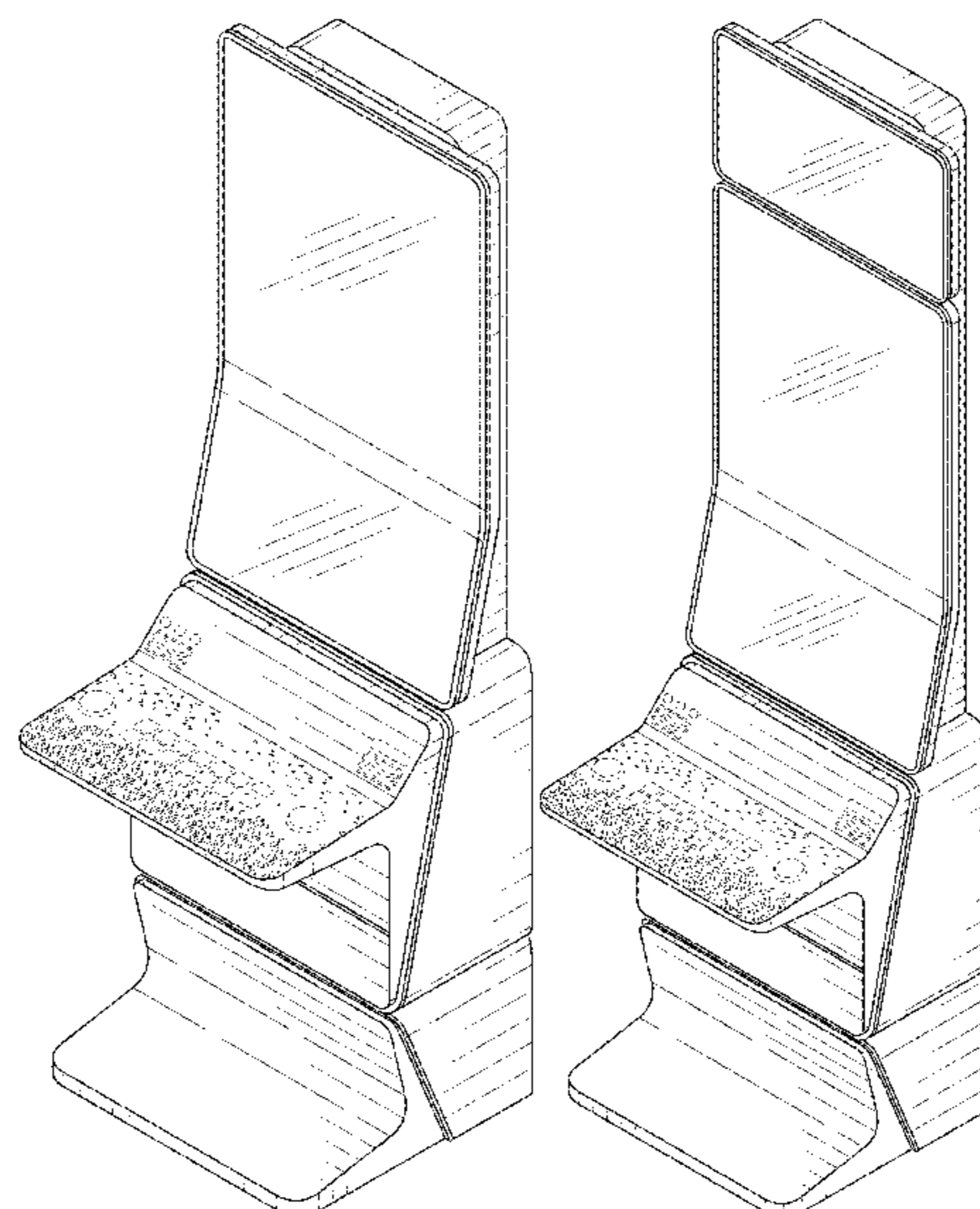
FIG. 14 is a bottom view of the gaming machine shown in FIG. 8;

FIG. 15 is a perspective view of a bank of gaming machines showing our new design; and,

FIG. 16 is a perspective view of a bank of gaming machines showing our new design.

The broken lines shown in the FIGS. are provided for illustrative and environmental purposes only and form no part of the claimed design.

1 Claim, 10 Drawing Sheets



(56)

References Cited

U.S. PATENT DOCUMENTS

D858,642	S	*	9/2019	Legras	D21/370
D870,818	S	*	12/2019	Curbbun	D21/369
D892,220	S	*	8/2020	Park	D21/369
D907,707	S	*	1/2021	DeMarco	D21/369
D907,709	S	*	1/2021	DeMarco	D21/369
D907,711	S	*	1/2021	DeMarco	D21/369
D907,714	S	*	1/2021	DeMarco	D21/369
D907,715	S	*	1/2021	DeMarco	D21/369
D908,172	S	*	1/2021	DeMarco	D21/369
D910,117	S	*	2/2021	DeMarco	D21/369
D910,118	S	*	2/2021	DeMarco	D21/369
D910,120	S	*	2/2021	DeMarco	D21/369
D910,763	S	*	2/2021	DeMarco	D21/369
D913,379	S	*	3/2021	Calhoun Lewis	D21/369
D918,303	S	*	5/2021	DeMarco	D21/369

* cited by examiner

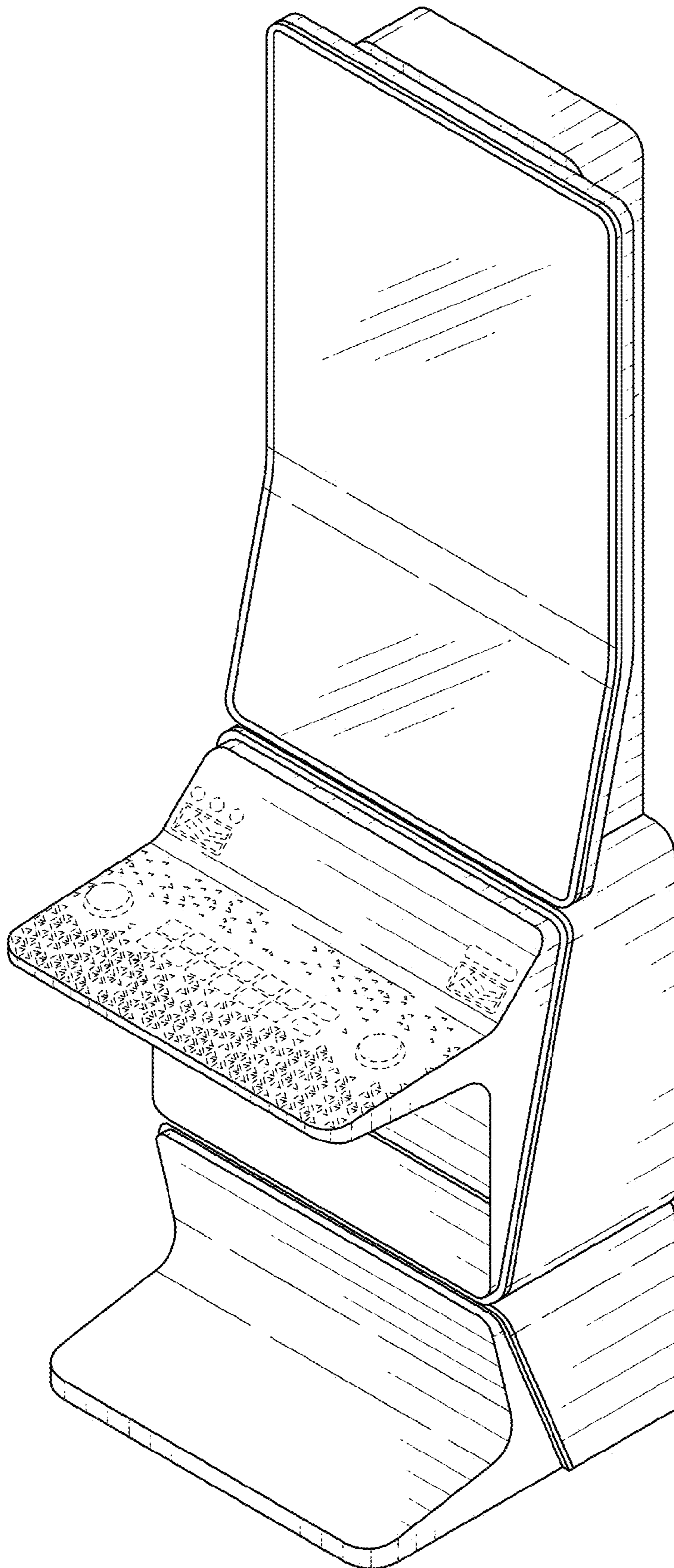


FIG. 1




FIG. 2

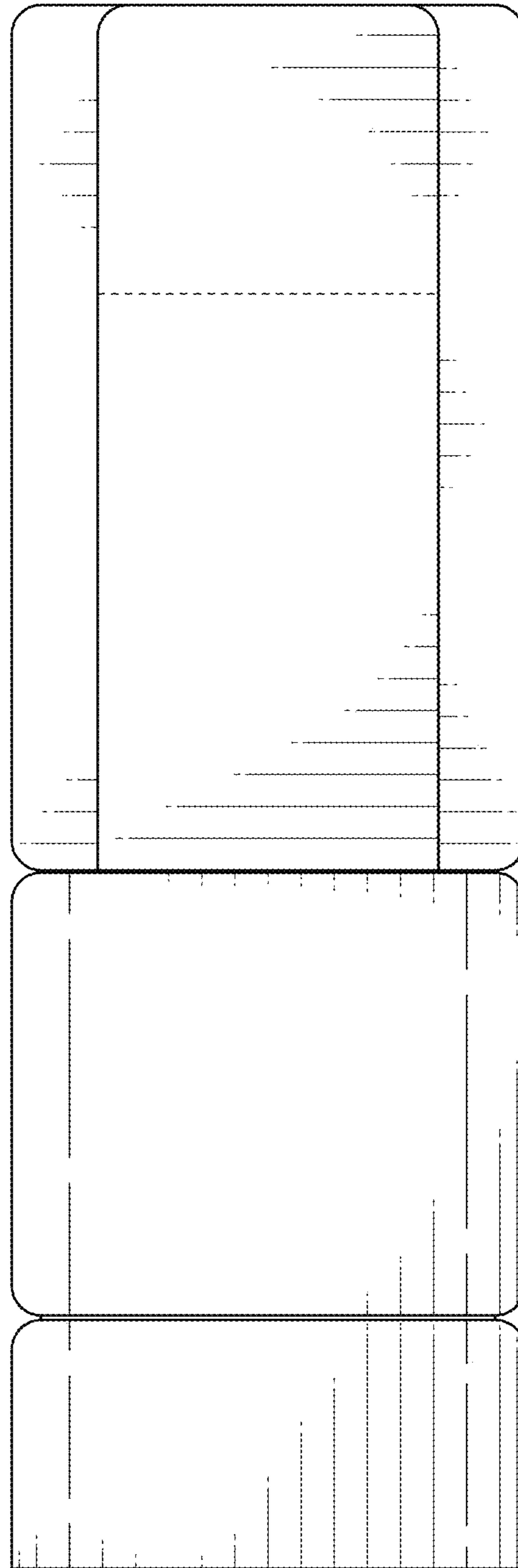


FIG. 3

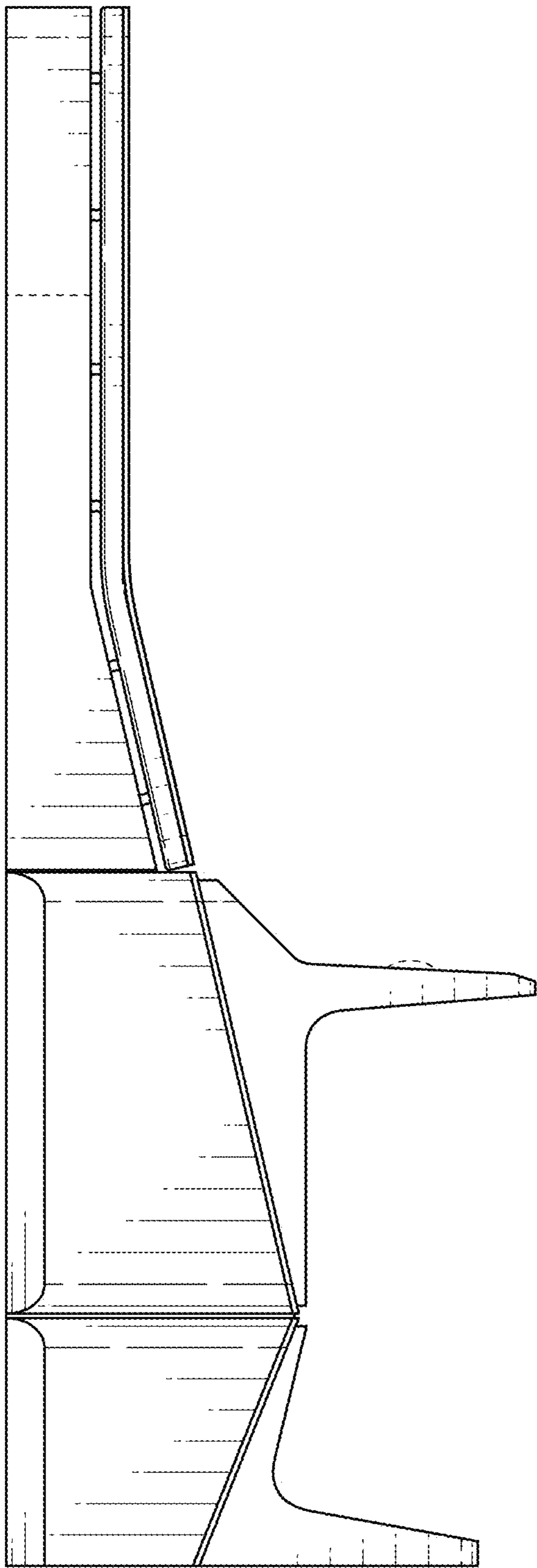


FIG. 4

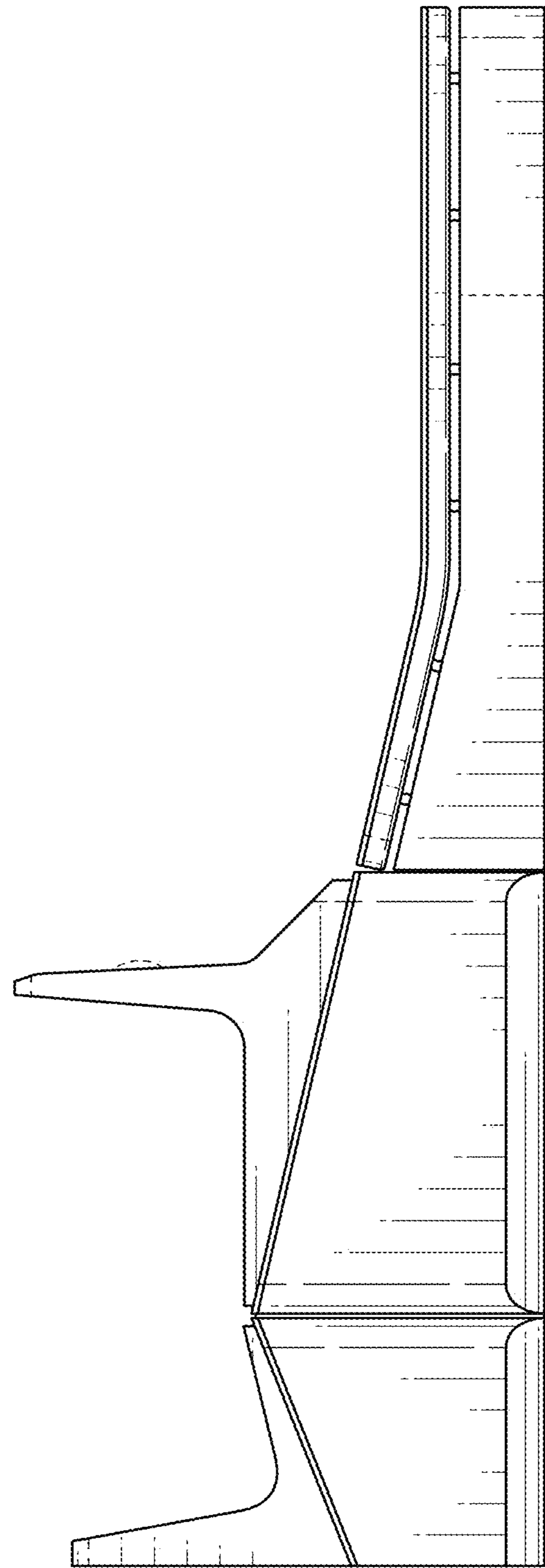


FIG. 5

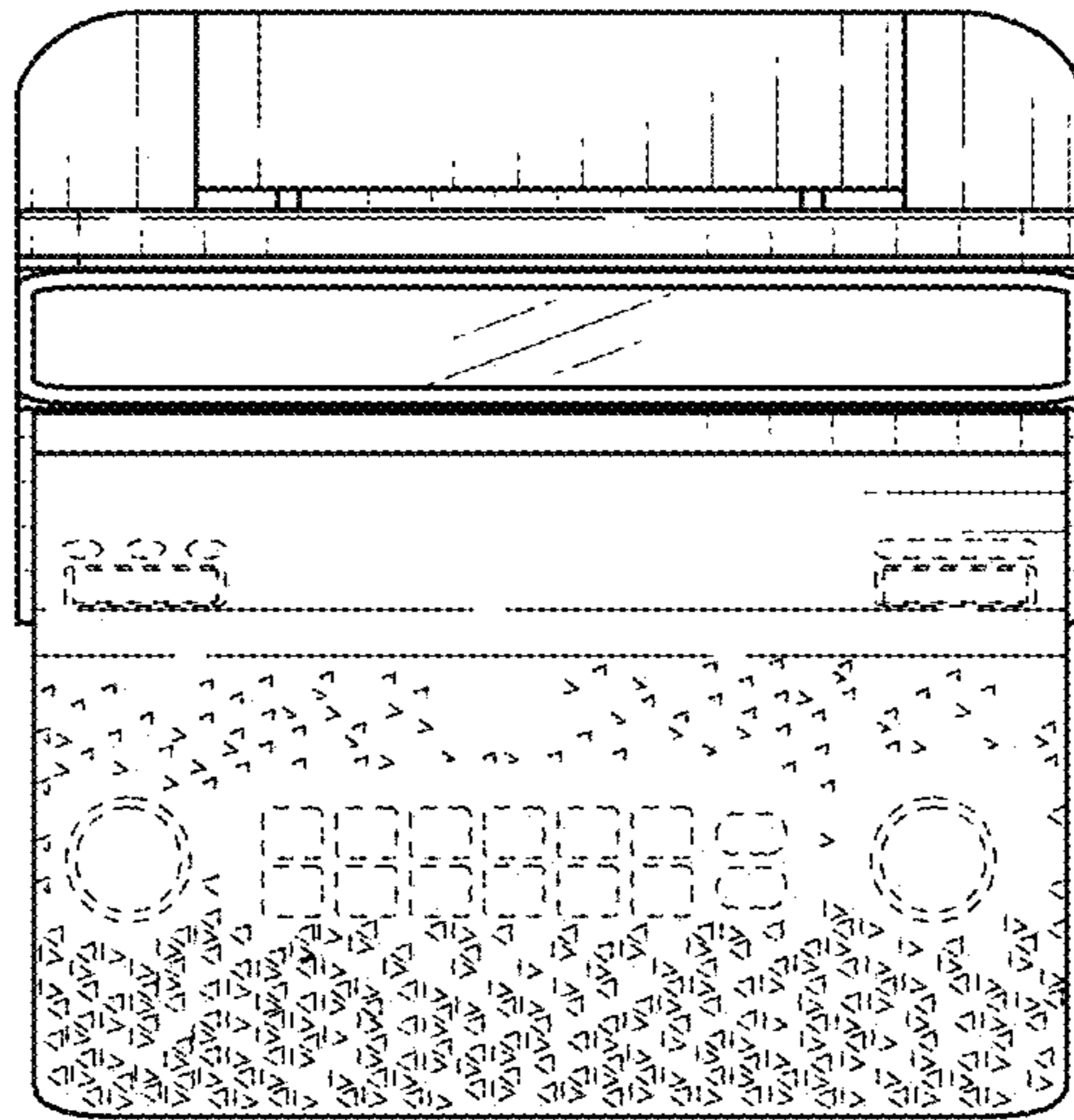


FIG. 6




FIG. 7

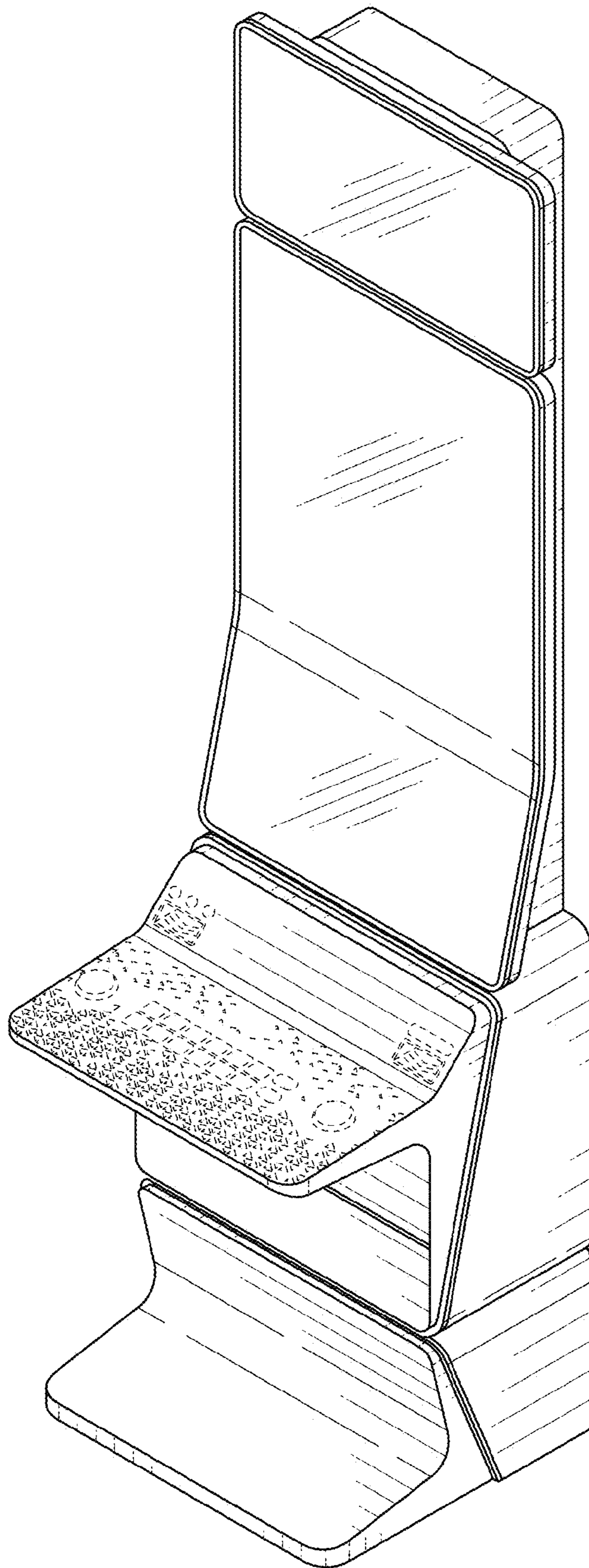


FIG. 8




FIG. 9

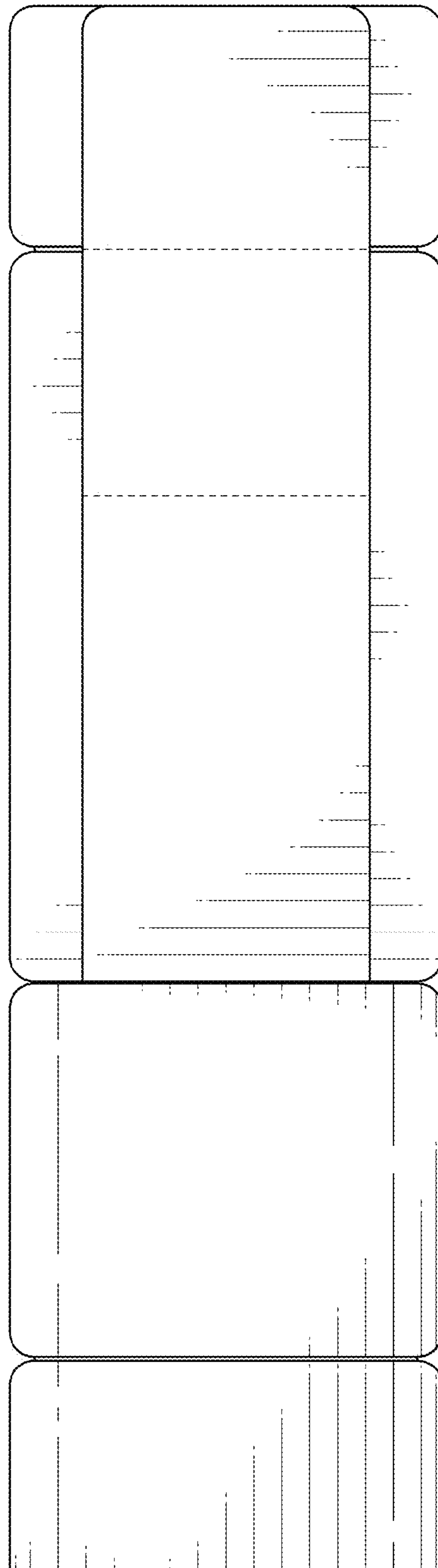


FIG. 10

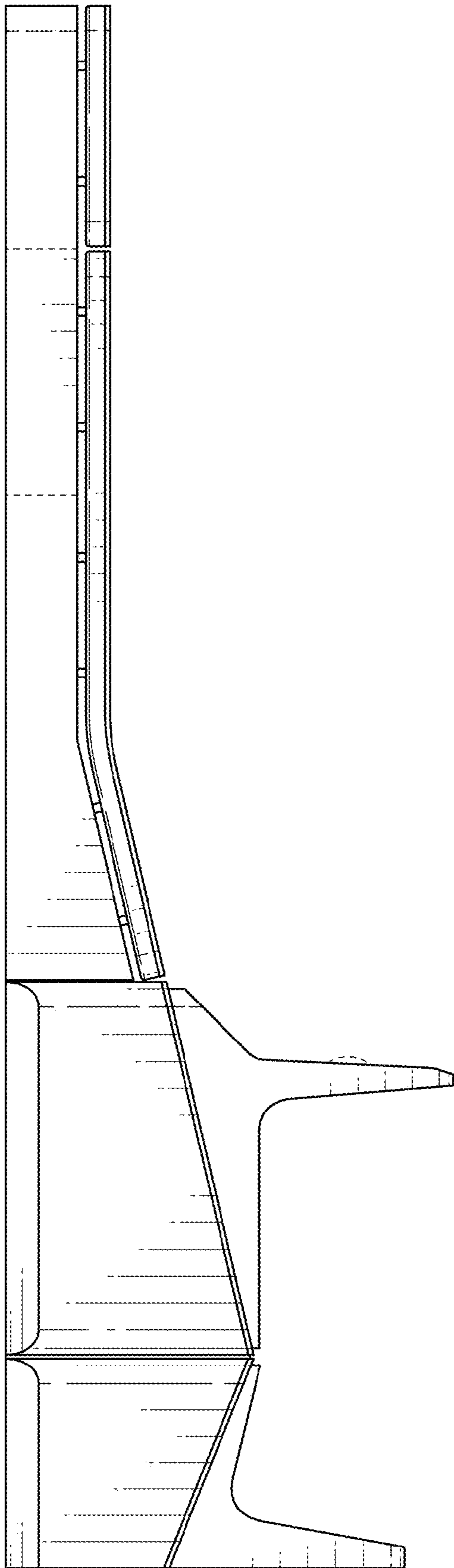


FIG. 11

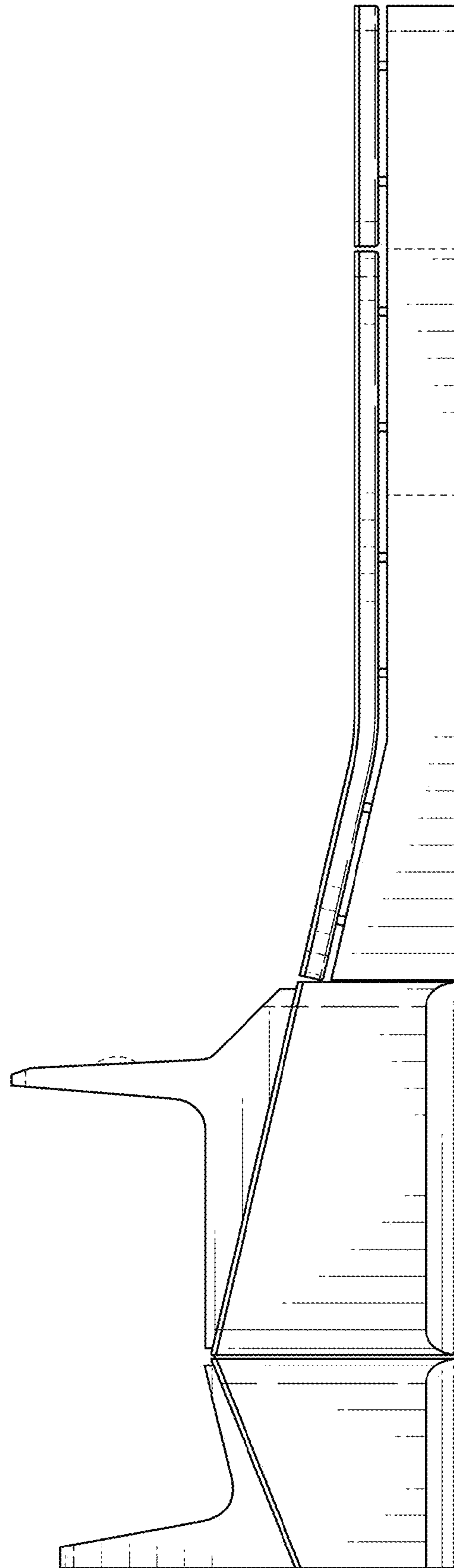


FIG. 12

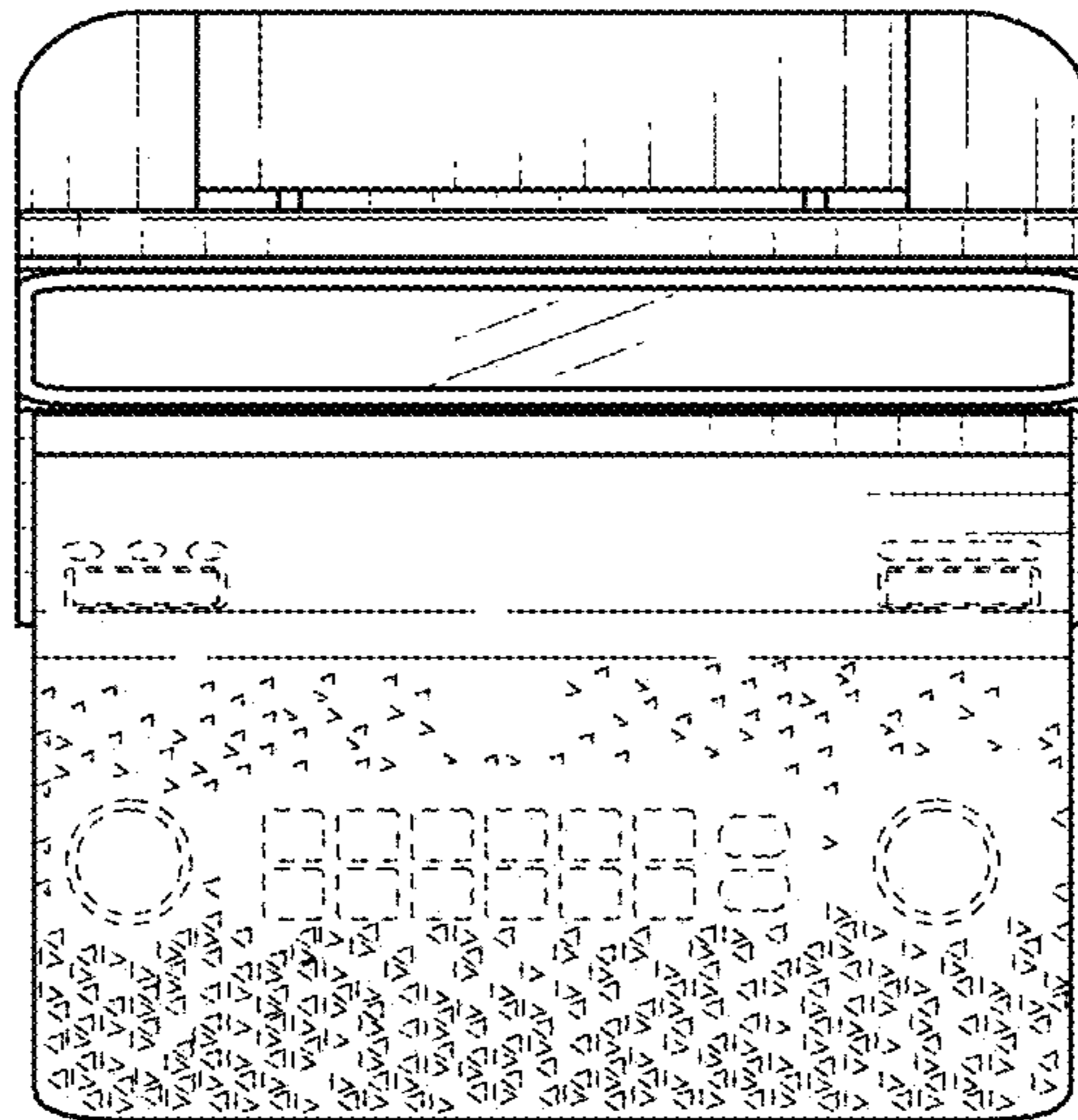


FIG. 13




FIG. 14



FIG. 15




FIG. 16