



US00D934342S

(12) **United States Design Patent** (10) **Patent No.:** **US D934,342 S**
Lee (45) **Date of Patent:** **** Oct. 26, 2021**

(54) **COVER FOR STYLUS PEN**
(71) Applicant: **elago CO. LTD**, Goyang-si (KR)
(72) Inventor: **Chanwoo Lee**, Goyang-si (KR)
(73) Assignee: **elago CO. LTD**, Goyang-si (KR)
(**) Term: **15 Years**

D535,693 S * 1/2007 Gahlow D19/168
D552,175 S * 10/2007 Boerio D19/175
D580,977 S * 11/2008 Li D19/173
D587,310 S 2/2009 Paslawski
D634,747 S 3/2011 Wong et al.
D659,141 S 5/2012 Watson
D660,910 S * 5/2012 Carpenter D19/133
(Continued)

(21) Appl. No.: **29/773,213**
(22) Filed: **Mar. 8, 2021**
(51) **LOC (13) Cl.** **19-06**
(52) **U.S. Cl.**
USPC **D19/204**
(58) **Field of Classification Search**
USPC D19/115-204; D14/411
CPC . B43K 5/005; B43K 7/12; B43K 8/00; B43K
8/02; B43K 8/04; B43K 8/06; B43K
21/003; B43K 21/006; B43K 21/06;
B43K 23/004
See application file for complete search history.

FOREIGN PATENT DOCUMENTS

CN 304536780 3/2018
CN 305596983 2/2020
(Continued)

OTHER PUBLICATIONS

Elago Classic Pencil Case, 1,110 ratings, ASIN: B08YRH3H3G, online on Amazon.com, Date First Available: Apr. 23, 2021.*

Primary Examiner — Elizabeth A. Albert
(74) *Attorney, Agent, or Firm* — Paratus Law Group, PLLC

(56) **References Cited**

U.S. PATENT DOCUMENTS

1,299,923 A 4/1919 Easton
D133,540 S * 8/1942 Kahn D19/184
2,443,571 A 6/1948 Wherry
D155,285 S * 9/1949 Green et al. D19/173
2,870,740 A * 1/1959 Vogt B43K 23/016
401/34
D214,828 S * 8/1969 Kroener D8/107
D220,070 S * 3/1971 Iwasaki D19/171
4,320,982 A * 3/1982 Kuo B43K 21/003
401/57
5,221,151 A * 6/1993 Kuo B43K 21/003
401/57
D383,162 S * 9/1997 Worther D19/173
6,276,854 B1 8/2001 Mullins
6,461,067 B1 * 10/2002 Beck A45D 40/20
401/7

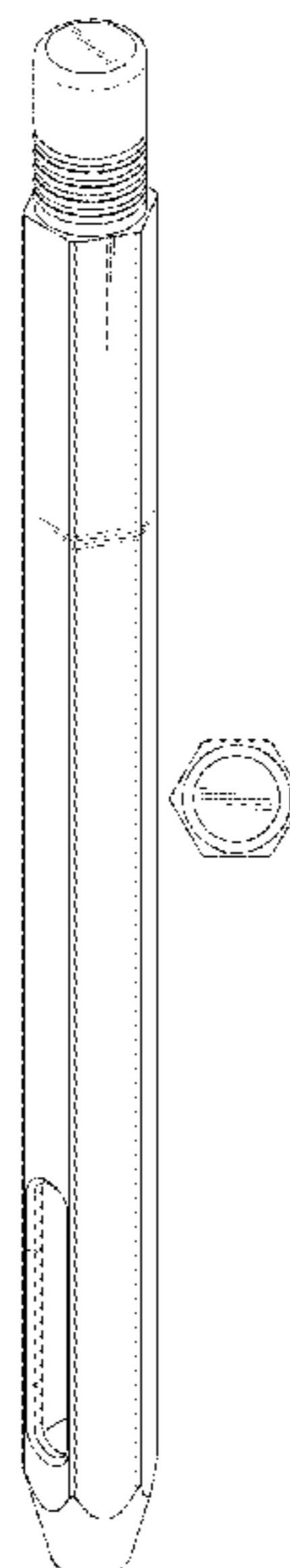
(57) **CLAIM**

The ornamental design for a cover for stylus pen, as shown and described.

DESCRIPTION

FIG. 1 is a front, top, and right-side perspective view of a cover for stylus pen showing my new design; FIG. 2 is a front view thereof and a back view is identical; FIG. 3 is a left-side view thereof and a right side view is identical; FIG. 4 is a top view thereof; FIG. 5 is a bottom view thereof; and, FIG. 6 is a front, bottom, and right-side exploded perspective view thereof in use. The broken lines shown in FIG. 6 depict environment and form no part of the claimed design.

1 Claim, 4 Drawing Sheets



(56)

References Cited

U.S. PATENT DOCUMENTS

D670,700 S 11/2012 Halsinger et al.
 D671,167 S * 11/2012 Nichols D19/102
 D681,113 S * 4/2013 Huang D19/185
 D685,430 S * 7/2013 Zhang D19/186
 D688,665 S 8/2013 Huang
 D744,038 S * 11/2015 Wang D19/182
 D771,049 S 11/2016 Akana et al.
 D771,630 S 11/2016 Akana et al.
 9,656,508 B2 5/2017 Moeck
 D789,370 S 6/2017 Akana et al.
 D796,512 S 9/2017 Akana et al.
 D807,960 S * 1/2018 Lo D19/204
 D825,566 S * 8/2018 Peterson D14/411
 D832,256 S 10/2018 King
 D837,214 S 1/2019 Yasutomi
 D839,271 S 1/2019 King-Murrey et al.
 D845,301 S 4/2019 Chu et al.
 10,293,630 B2 * 5/2019 Shawki B43K 7/005
 D852,270 S 6/2019 Sirichai
 D857,800 S 8/2019 Wang
 D860,204 S * 9/2019 Huebner D14/411
 D861,689 S 10/2019 Nishizawa

D864,297 S * 10/2019 Sirpal D19/135
 D864,298 S * 10/2019 Li D19/177
 D894,902 S * 9/2020 Nishida D14/411
 D895,620 S * 9/2020 Vadenne D14/411
 D895,727 S * 9/2020 Lau D19/170
 D896,812 S 9/2020 Nishizawa
 D901,585 S * 11/2020 Vadenne D19/186
 D902,308 S * 11/2020 Ostheller D19/108
 D909,379 S * 2/2021 Liu D14/411
 D909,380 S * 2/2021 Liu D14/411
 D911,342 S 2/2021 Menendez et al.
 D916,704 S * 4/2021 Ding D14/411
 D921,629 S * 6/2021 Liu D14/411
 2009/0003918 A1 * 1/2009 Beck B25G 1/102
 401/6

FOREIGN PATENT DOCUMENTS

EM 001145338-0001 7/2009
 EM 001145338-0002 7/2009
 EM 001422059-0002 10/2014
 JP D1674361 12/2020
 WO WO D101927-001 7/2018

* cited by examiner

FIG. 1

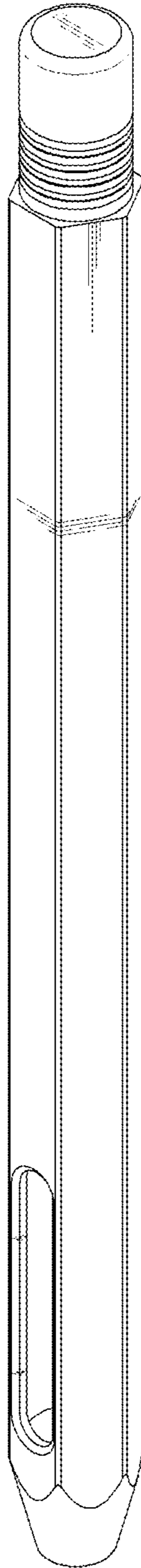


FIG. 2




FIG. 3

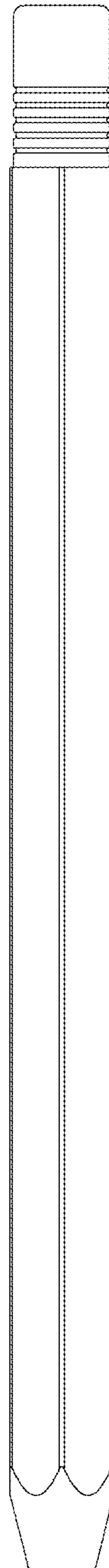


FIG. 4

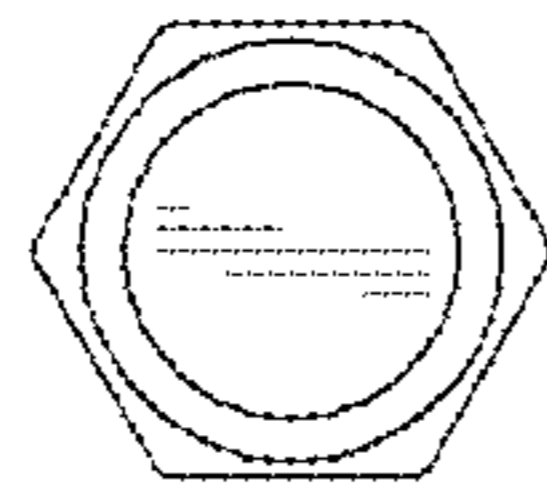


FIG. 5

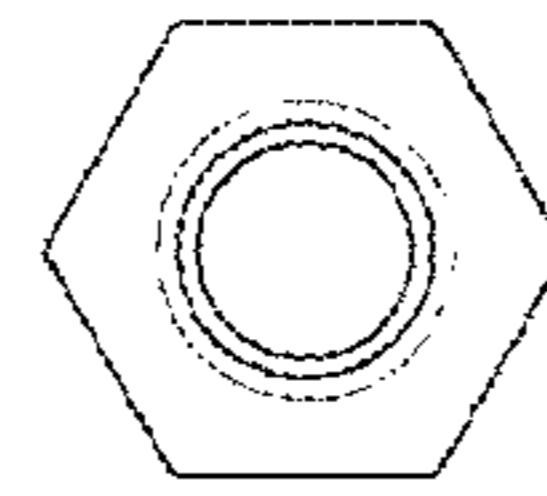


FIG. 6

