



US00D934323S

(12) **United States Design Patent** (10) **Patent No.:** **US D934,323 S**
Michaelian et al. (45) **Date of Patent:** **** Oct. 26, 2021**

(54) **ROBOT**
(71) Applicant: **DMAI, Inc.**, Los Angeles, CA (US)
(72) Inventors: **Peter Michaelian**, San Francisco, CA (US); **Thomas P. Mott**, Culver City, CA (US)

D802,040 S * 11/2017 Canoso D15/199
D810,167 S * 2/2018 Yang D15/199
D810,800 S * 2/2018 Wang D15/199
D811,458 S * 2/2018 Wang D15/199
D817,375 S * 5/2018 Deyle D15/199
D840,451 S * 2/2019 Yoo D15/199
D840,452 S * 2/2019 Yoo D15/199

(Continued)

(73) Assignee: **DMAI, Inc.**, Los Angeles, CA (US)

FOREIGN PATENT DOCUMENTS

(**) Term: **15 Years**

CN 104350541 A 2/2015
KR 101336641 B1 12/2013
WO 2017173141 A1 10/2017

(21) Appl. No.: **29/775,439**

(22) Filed: **Mar. 23, 2021**

OTHER PUBLICATIONS

Related U.S. Application Data

Aflac Robot Duck, published Jan. 31, 2018 by Cnet. <https://www.cnet.com/pictures/my-special-aflac-duck-sproutel-robot-for-kids-with-cancer/>.

(62) Division of application No. 29/669,076, filed on Nov. 5, 2018, now Pat. No. Des. 916,161.

(Continued)

(51) **LOC (13) Cl.** **15-99**

(52) **U.S. Cl.**
USPC **D15/199**; D21/608

Primary Examiner — Patricia A Palasik
(74) *Attorney, Agent, or Firm* — Venable LLP

(58) **Field of Classification Search**
USPC D15/199; D21/578–583, 621, 622;
D32/21

CPC B25J 5/007; B60B 19/006; B62D 57/024;
H01F 7/0221; Y10S 901/01

See application file for complete search history.

(57) **CLAIM**

The ornamental design for a robot, as shown and described.

DESCRIPTION

(56) **References Cited**

U.S. PATENT DOCUMENTS

D47,788 S 9/1915 Gruelle
D67,417 S 5/1925 Scott, Jr.
D176,475 S 12/1955 Norrick
D189,043 S 10/1960 Allen et al.
D217,266 S 4/1970 Greene
D248,112 S 6/1978 Seggerman
D459,768 S 7/2002 McDermott
D502,426 S 3/2005 Weiser
D549,756 S * 8/2007 Park D15/199
D675,656 S * 2/2013 Sutherland D15/199
D700,522 S 3/2014 Toro

FIG. 1 is an angled view of a robot embodying an aspect of the design;

FIG. 2 is a top view of the robot of FIG. 1;

FIG. 3 is a front view of the robot of FIG. 1;

FIG. 4 is a back view of the robot of FIG. 1;

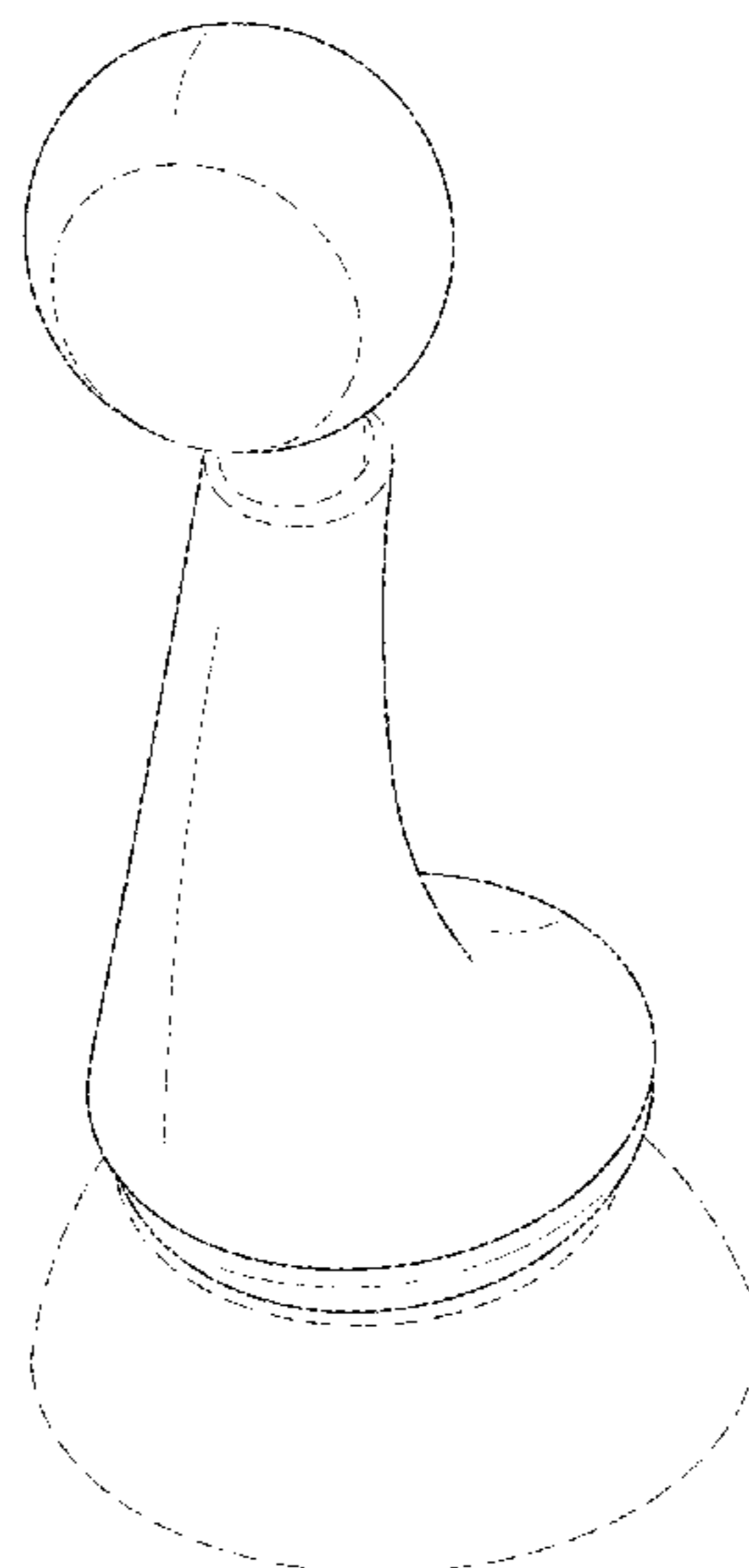
FIG. 5 is a left view of the robot of FIG. 1;

FIG. 6 is a right view of the robot of FIG. 1; and,

FIG. 7 is a bottom view of the robot of FIG. 1.

The subject matter in broken lines, showing environment or structure, is disclaimed and is provided for illustrative purposes only and forms no part of the claimed design.

1 Claim, 7 Drawing Sheets



(56)

References Cited

U.S. PATENT DOCUMENTS

D840,453 S * 2/2019 Yoo D15/199
D855,673 S * 8/2019 Sutherland D15/199
D870,787 S * 12/2019 Kim D15/199
D870,788 S * 12/2019 Kim D15/199
D881,249 S * 4/2020 Kim D15/199
D888,121 S * 6/2020 Kim D15/199
D888,165 S * 6/2020 Michaelian D21/608
D893,572 S * 8/2020 Kim D15/199
D894,248 S * 8/2020 Kim D15/199
2015/0100157 A1 4/2015 Houssin et al.
2015/0190927 A1* 7/2015 Sutherland H04W 4/70
700/259
2018/0178375 A1* 6/2018 Yang B25J 5/007

OTHER PUBLICATIONS

International Search Report and Written Opinion dated Mar. 11, 2019 in International Application PCT/US2018/067641.
Office Action dated Dec. 4, 2019 in U.S. Appl. No. 29/669,078.
Notice of Allowance dated Mar. 3, 2020 in U.S. Appl. No. 29/669,078.
International Preliminary Report on Patentability dated Jul. 9, 2020 in International Application PCT/US2018/067641.
Office Action dated Sep. 4, 2020 in U.S. Appl. No. 29/669,076.
Notice of Allowance dated Dec. 11, 2020 in U.S. Appl. No. 29/669,076.

* cited by examiner



FIG. 1

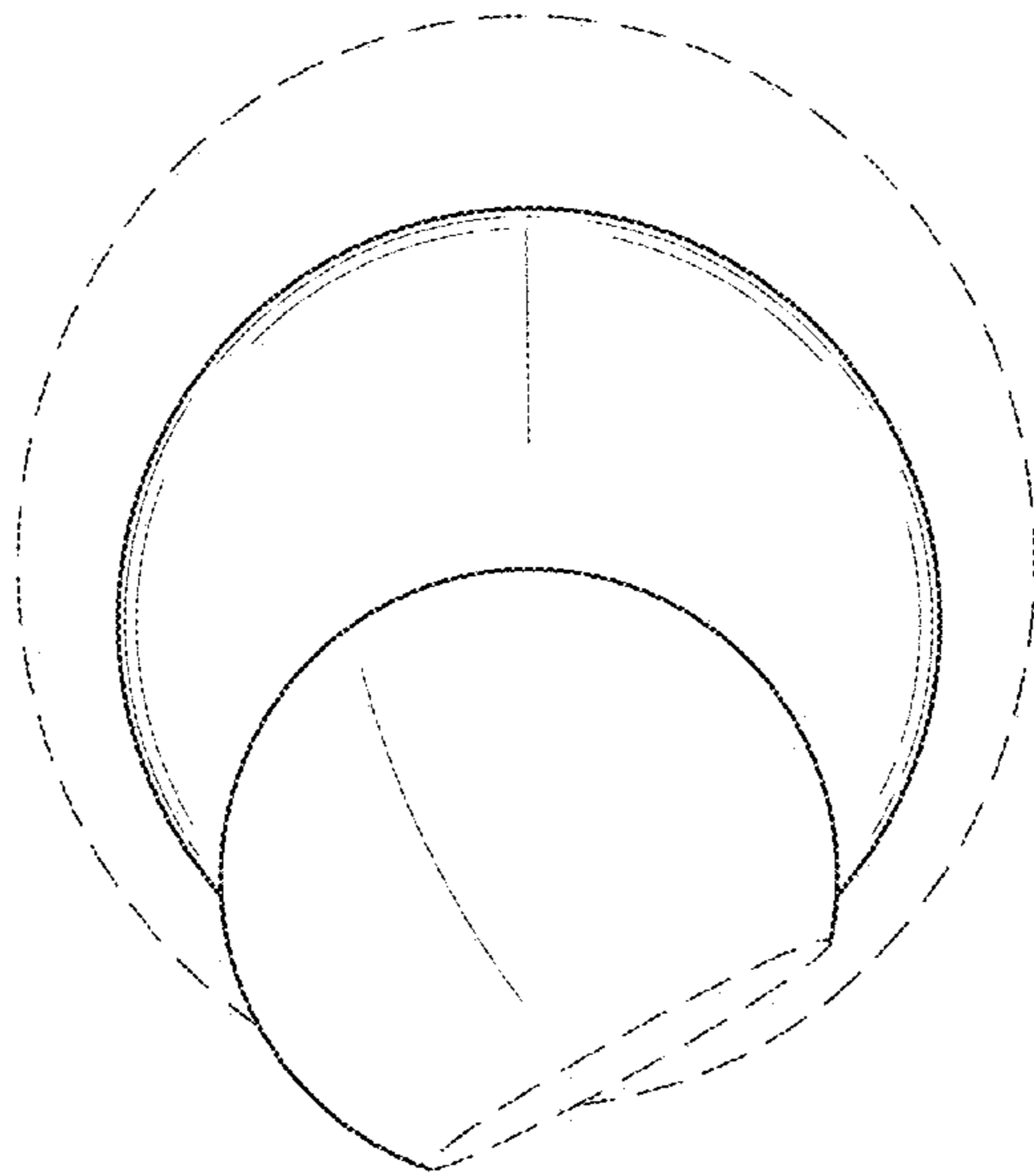


FIG. 2

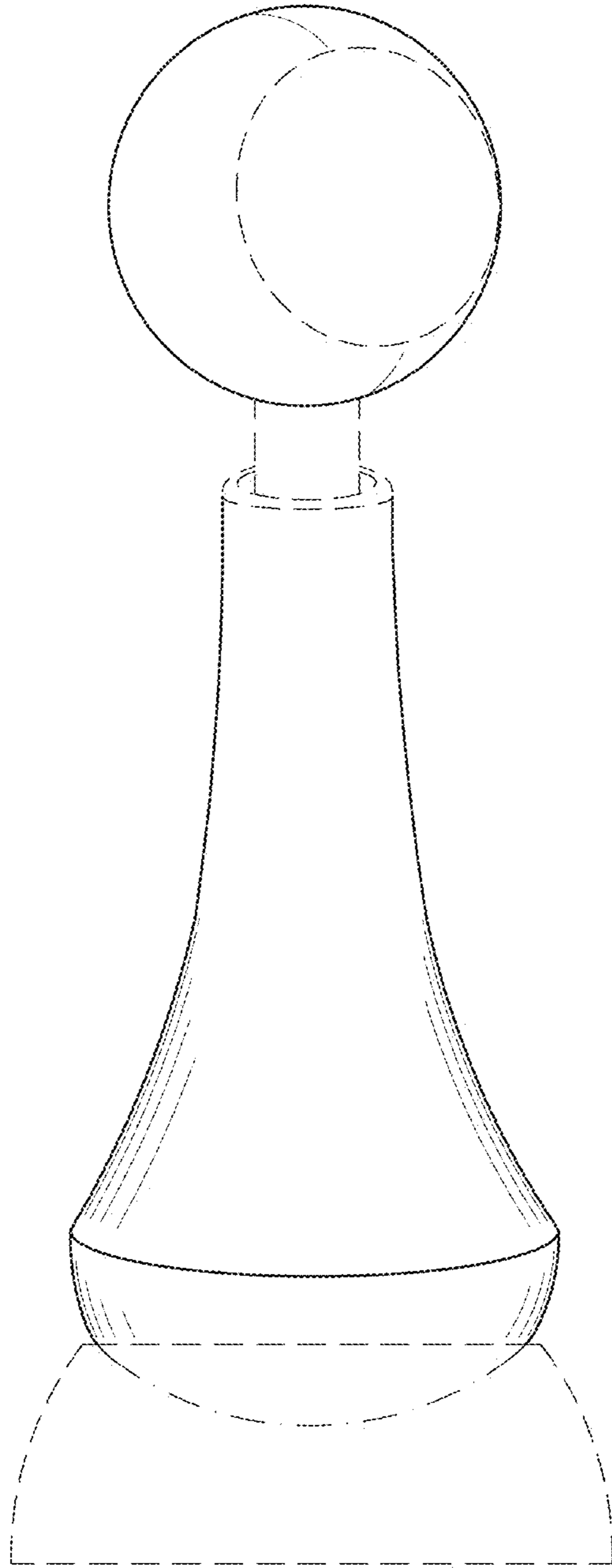


FIG. 3

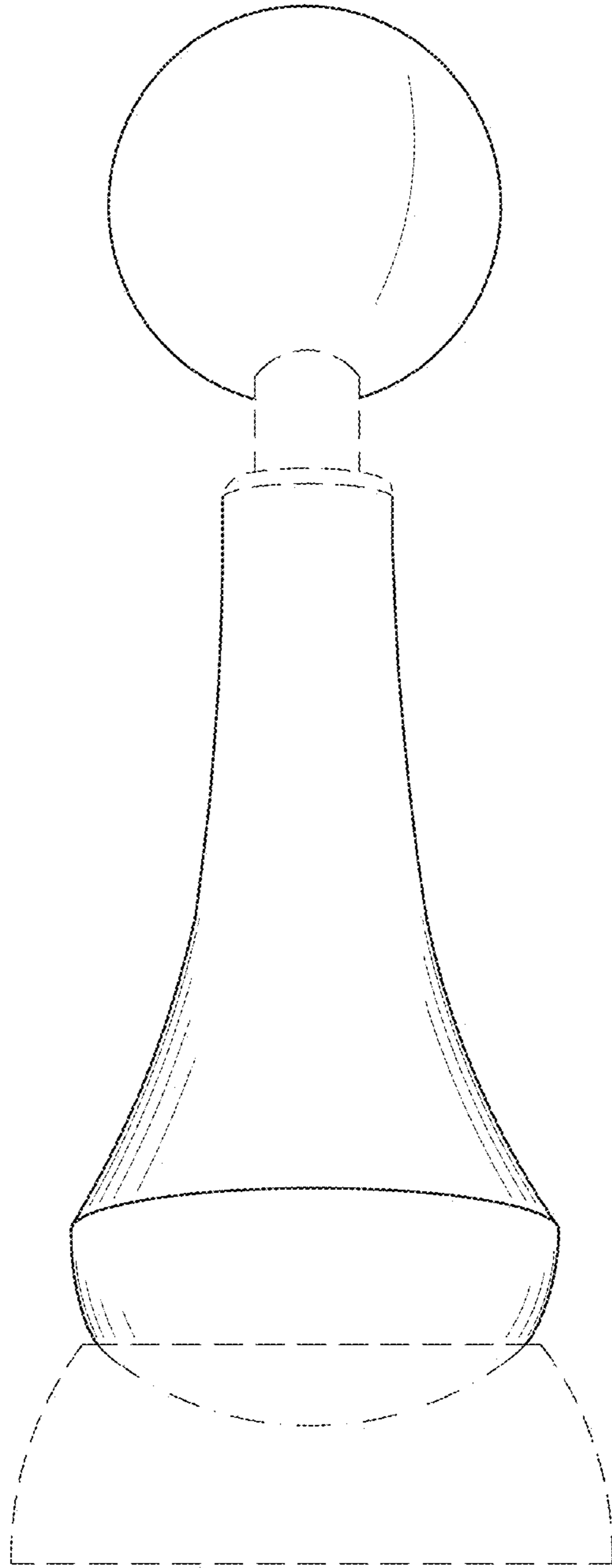


FIG. 4

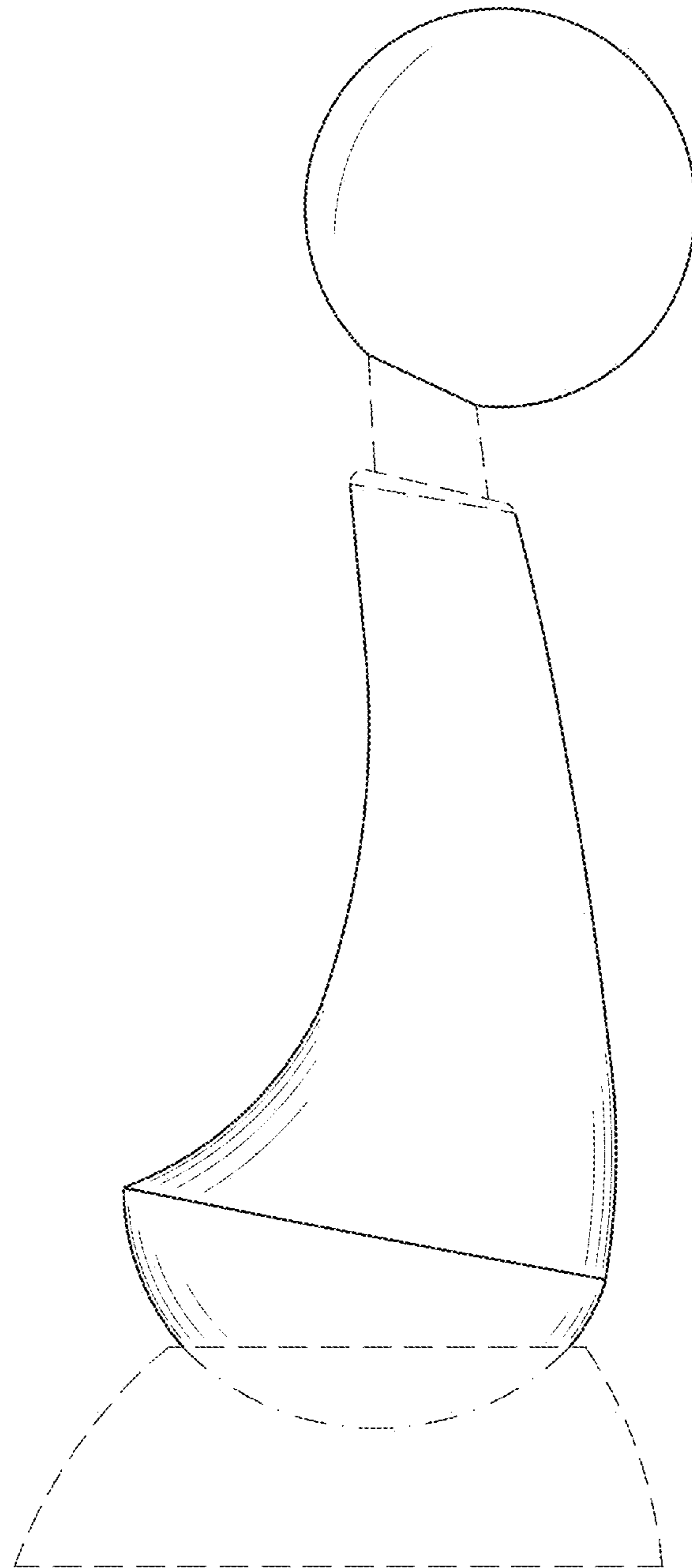


FIG. 5

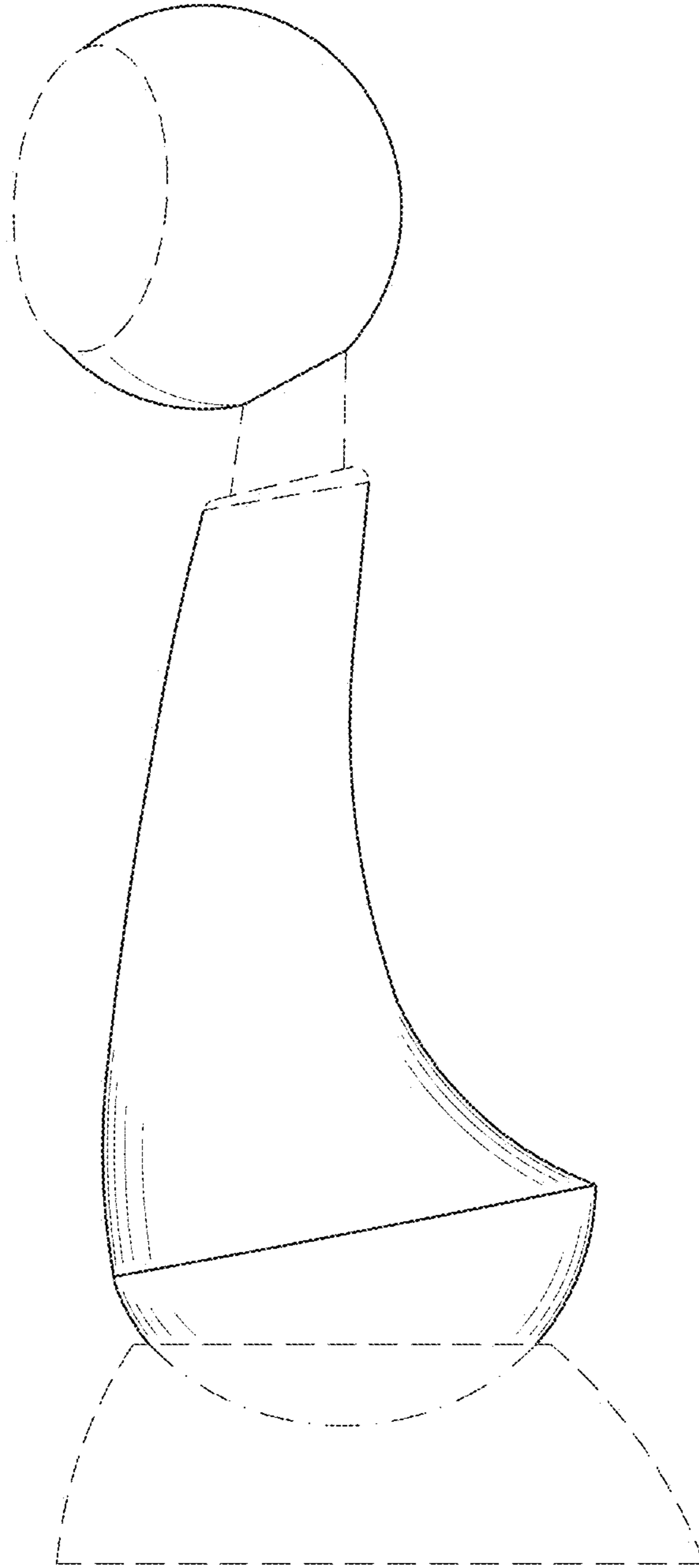


FIG. 6

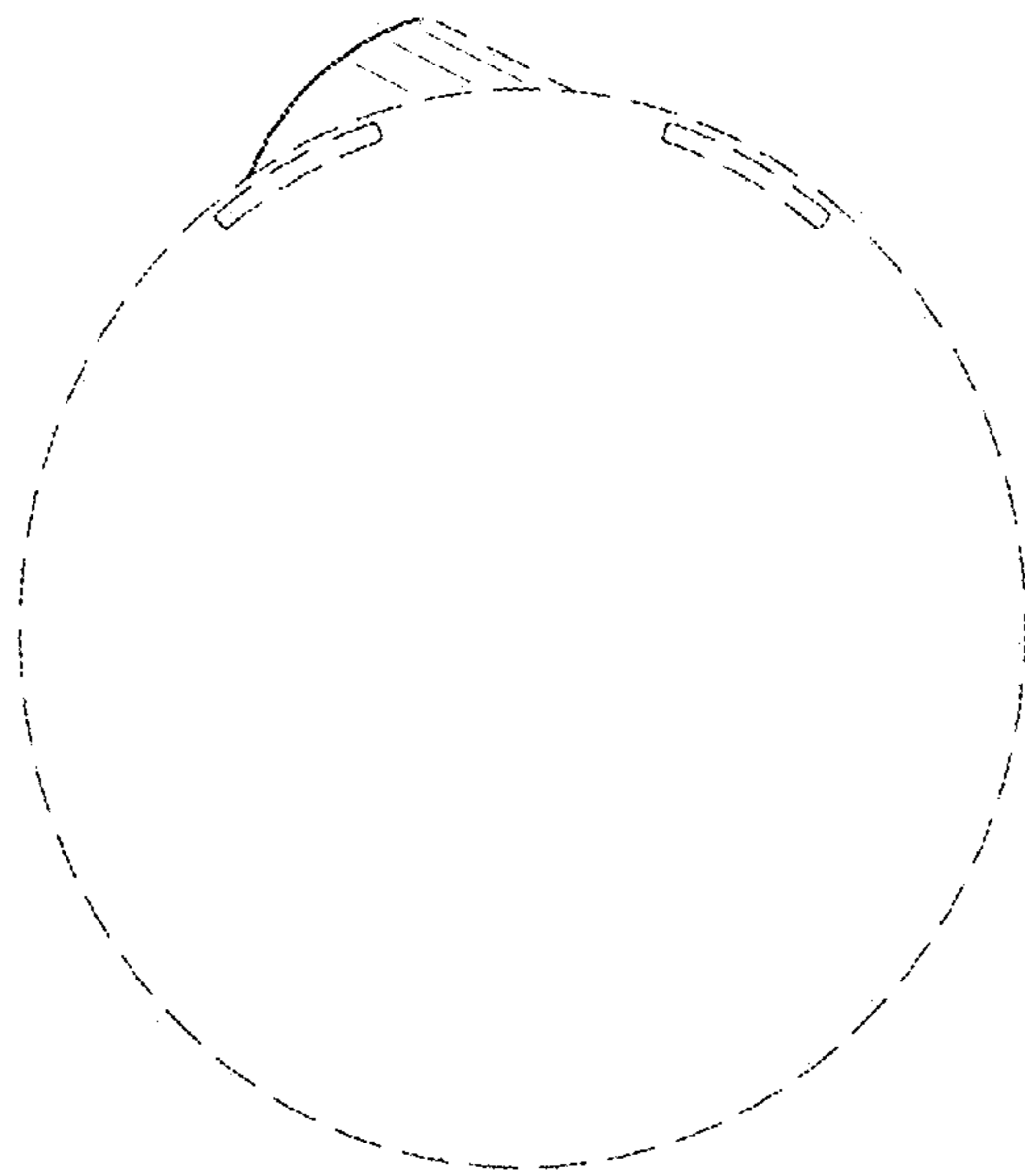


FIG. 7