



US00D934297S

(12) **United States Design Patent** (10) **Patent No.:** **US D934,297 S**
Liu (45) **Date of Patent:** **** Oct. 26, 2021**

(54) **KARAOKE MACHINE**

(71) Applicant: **Guangzhou Rantion Technology Co., Ltd., Guangzhou (CN)**

(72) Inventor: **Zhicong Liu, Guangzhou (CN)**

(**) Term: **15 Years**

(21) Appl. No.: **29/762,777**

(22) Filed: **Dec. 18, 2020**

(51) **LOC (13) Cl.** **14-03**

(52) **U.S. Cl.**
USPC **D14/497**

(58) **Field of Classification Search**
USPC D14/137, 138 R-138 G, 140, 140.1, D14/155-159, 160-173, 187-188, D14/189-193, 203.1-203.8, 204-216, D14/217-222, 225-229, 240-243, 356, D14/357, 358, 401, 432-438, 474, 483, D14/496, 497, 507; D16/135; D13/110, D13/123
CPC B60R 11/0217; H04M 1/03; H04M 1/035; H04N 5/642; H04N 21/4852; H04R 1/02; H04R 1/06; H04R 1/021; H04R 1/025; H04R 1/026; H04R 1/028; H04R 1/105; H04R 1/323; H04R 1/403; H04R 1/2803; H04R 1/2834; H04W 88/08; H04W 88/085; H04W 88/00; H04W 88/005; H04W 88/02; H04W 88/12; H04W 88/14; H04W 88/16; H04W 88/18
See application file for complete search history.

(56) **References Cited**

U.S. PATENT DOCUMENTS

D469,752 S * 2/2003 Cuvelier D14/497
D614,669 S * 4/2010 Strauser D14/497
D641,376 S * 7/2011 Strauser D14/497

D678,240 S 3/2013 Park et al.
D747,357 S 1/2016 Barbaric et al.
D755,156 S 5/2016 Pupecki et al.
D788,740 S 6/2017 DeVesto
2006/0141435 A1* 6/2006 Chiang H04N 5/64
434/307 A

FOREIGN PATENT DOCUMENTS

JP D1184959 * 9/2003
JP D1360743 * 6/2009

OTHER PUBLICATIONS

Karaoke Machine for Adults and Kids, date first available: Jun. 10, 2020, [retrieved Apr. 22, 2021], Retrieved from Internet, URL: <<https://www.amazon.com/Karaoke-Bluetooth-Portable-Wireless-Microphones/dp/B089WBFN39>> (Year: 2020).*

(Continued)

Primary Examiner — Barbara Fox
Assistant Examiner — Aram Kwon
(74) *Attorney, Agent, or Firm* — Rumit Ranjit Kanakia

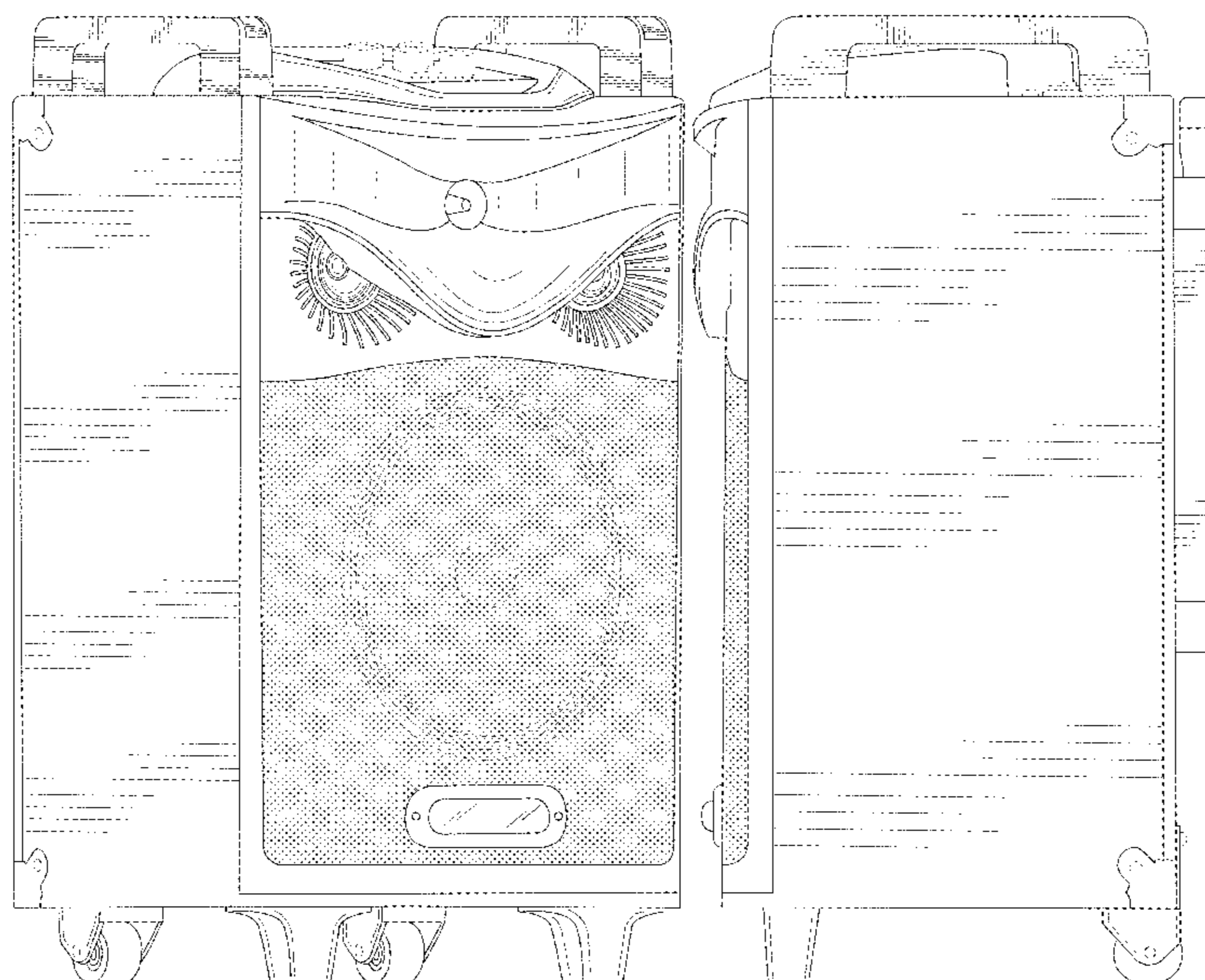
(57) **CLAIM**

I claim the ornamental design for a karaoke machine, as shown and described.

DESCRIPTION

FIG. 1 is a Perspective view of a karaoke machine showing my new design;
FIG. 2 is a Front view thereof;
FIG. 3 is a Back view thereof;
FIG. 4 is a Right-side view thereof;
FIG. 5 is a Left-side view thereof;
FIG. 6 is a Top view thereof; and,
FIG. 7 is a Bottom view thereof.
The broken lines in the drawings depict portions of the karaoke machine that form no part of the claimed design.

1 Claim, 6 Drawing Sheets



(56)

References Cited

OTHER PUBLICATIONS

Pure Acoustics PA System, date first available: Aug. 24, 2017, [retrieved Apr. 22, 2021], Retrieved from Internet, URL: <https://www.amazon.com/dp/B07545SJ42?ie=UTF8&linkCode=li3&tag=myaudio88-20&linkId=8db7c4cbbba3d2f4adce4575b6626b43&language=en_%E2%80%A6> (Year: 2017).*

Best Portable Karaoke Machine!!!, Jun. 16, 2020, [retrieved Apr. 22, 2021], Retrieved from Internet URL: <https://www.youtube.com/watch?v=xZ_QJn1n39Y> (Year: 2020).*
<https://www.amazon.com/gp/product/B085R9TCJF>; Mar. 10, 2020.

* cited by examiner

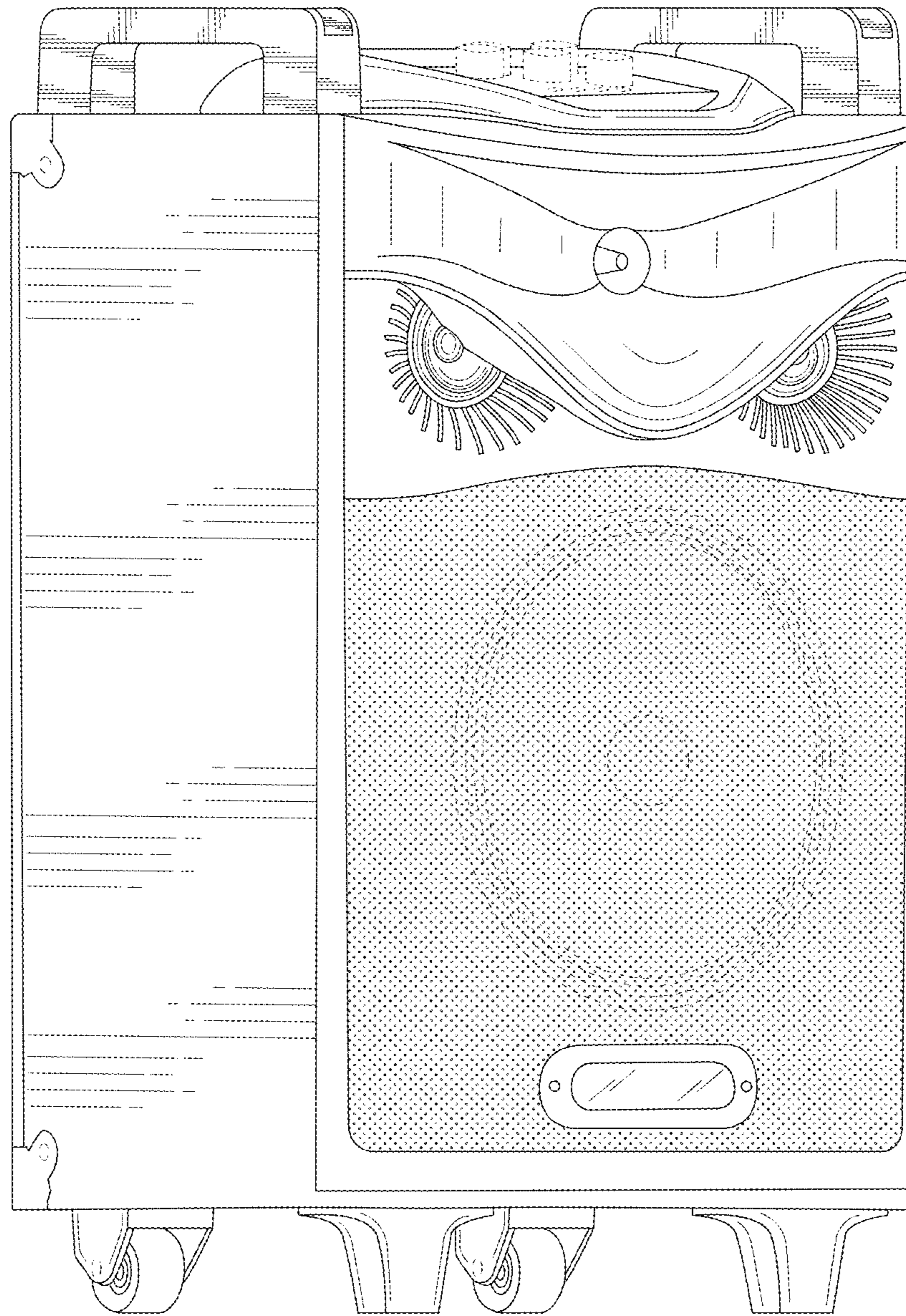


FIG. 1




FIG. 2

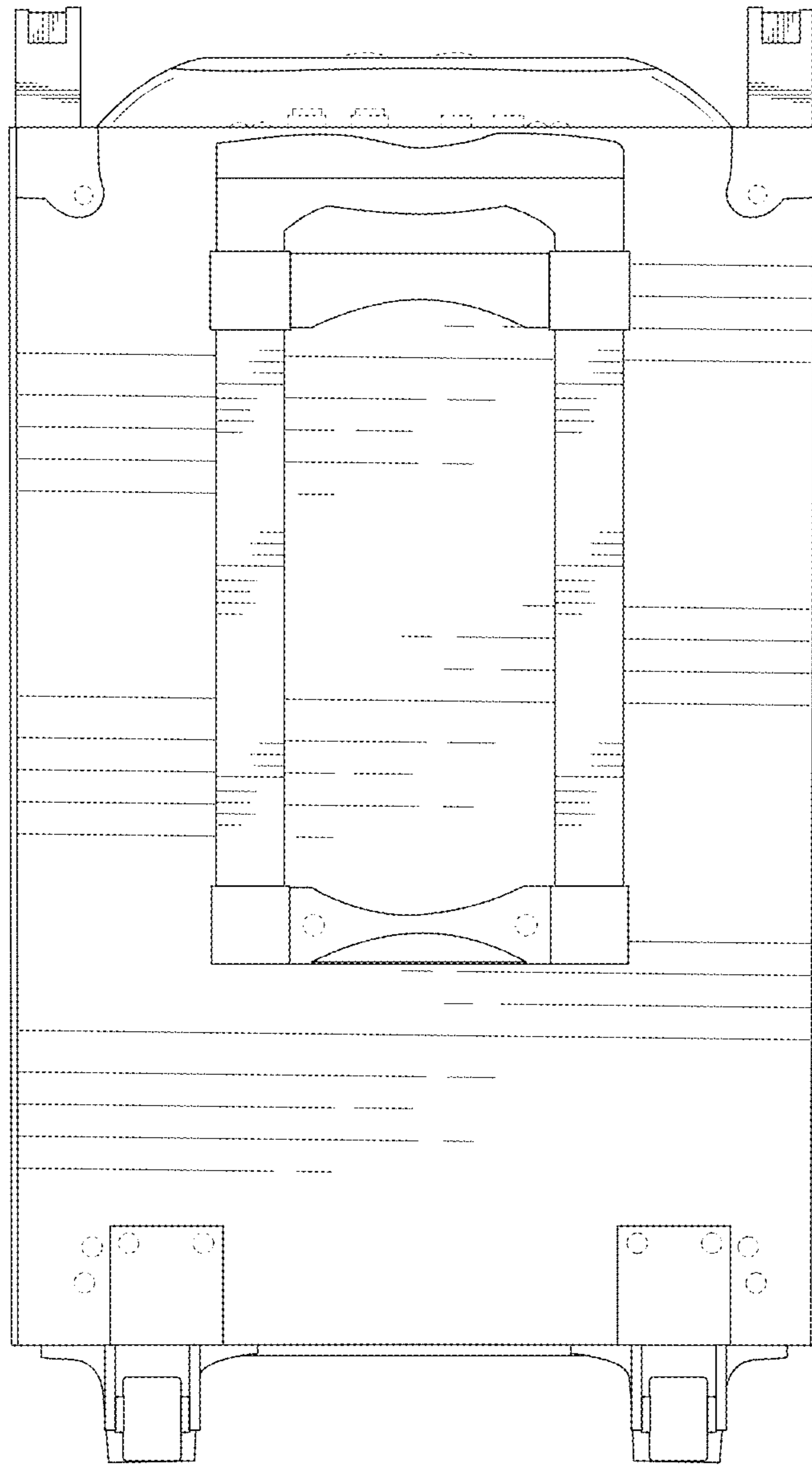


FIG. 3

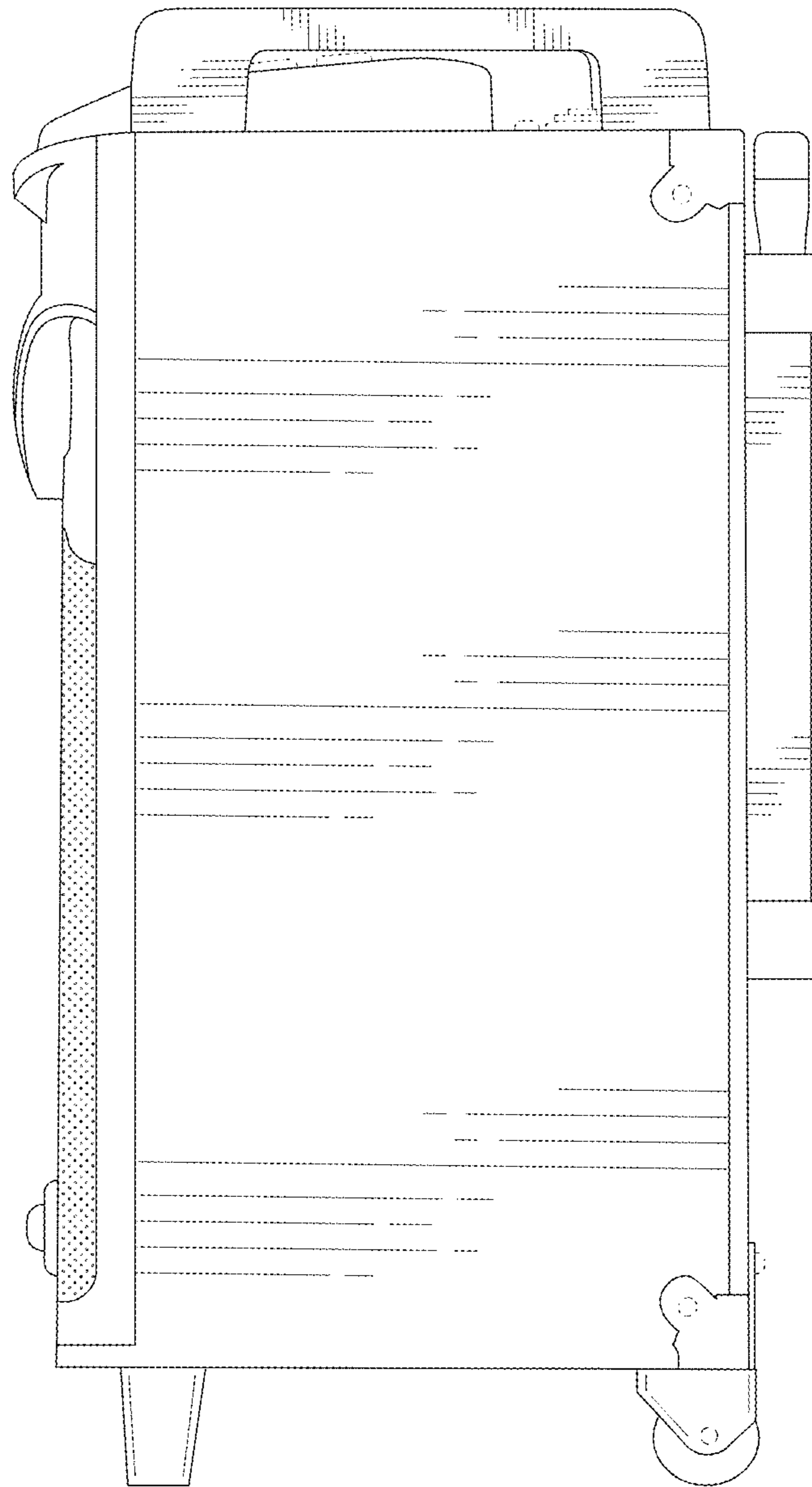


FIG. 4

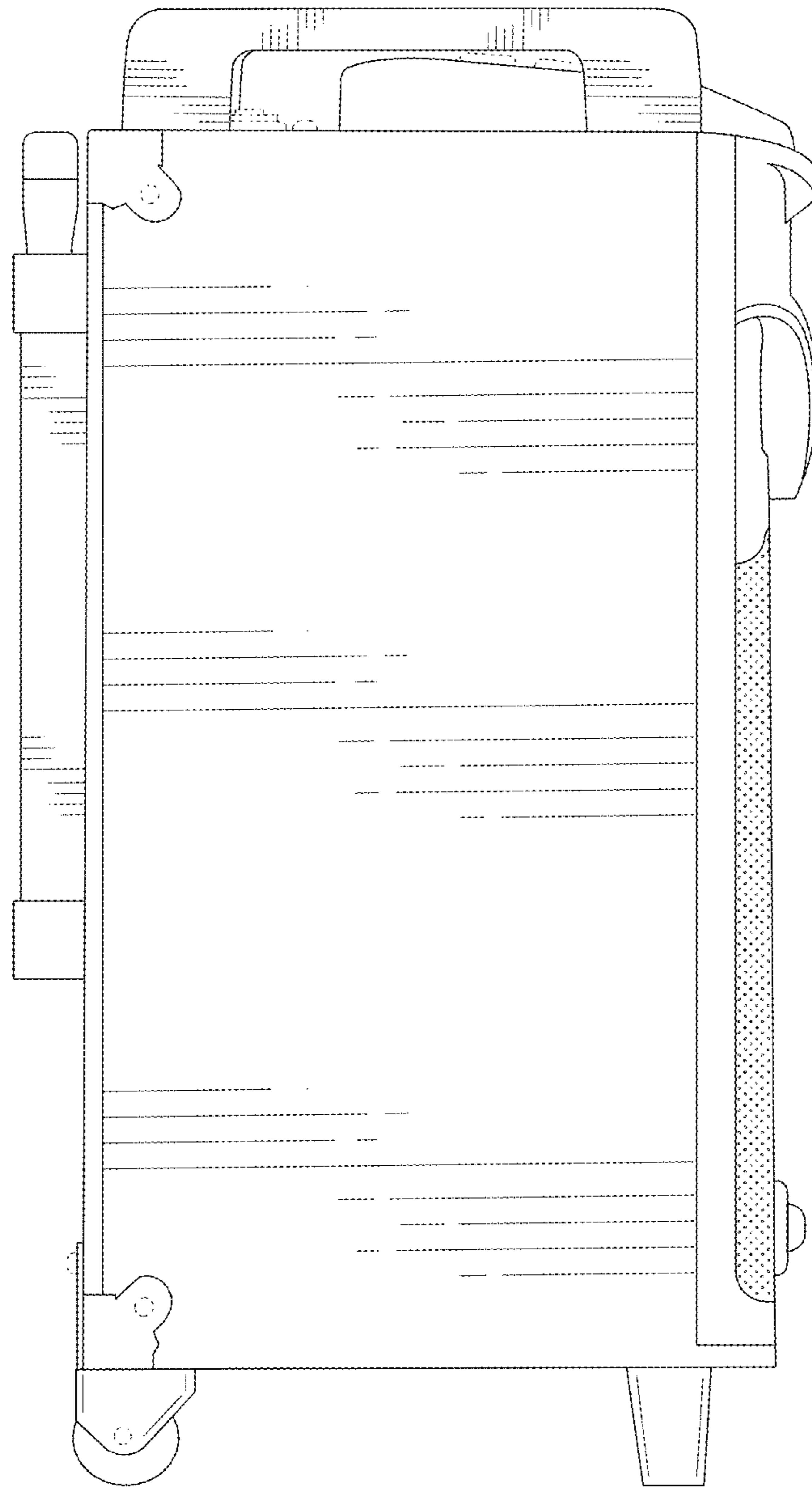


FIG. 5

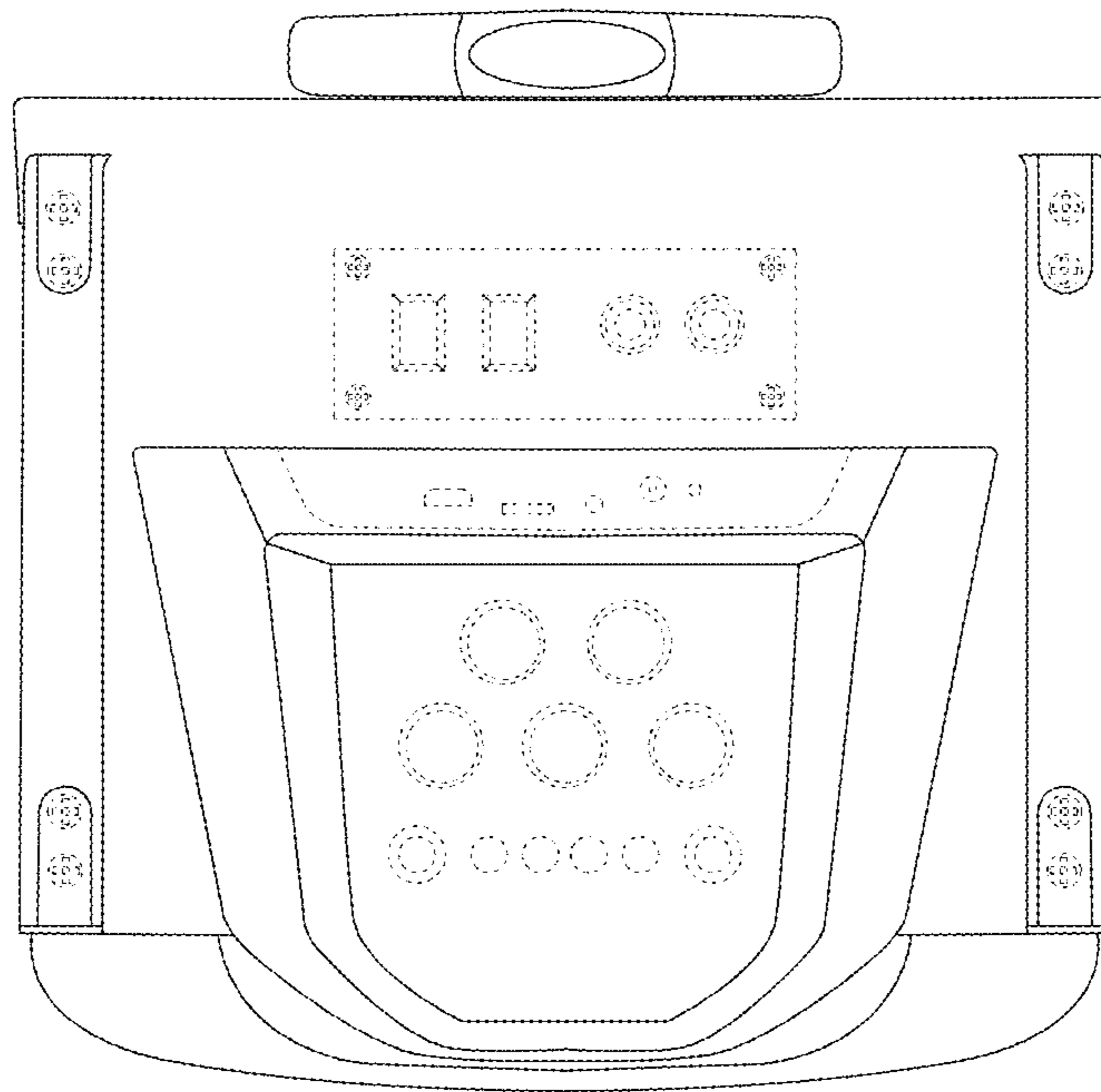


FIG. 6

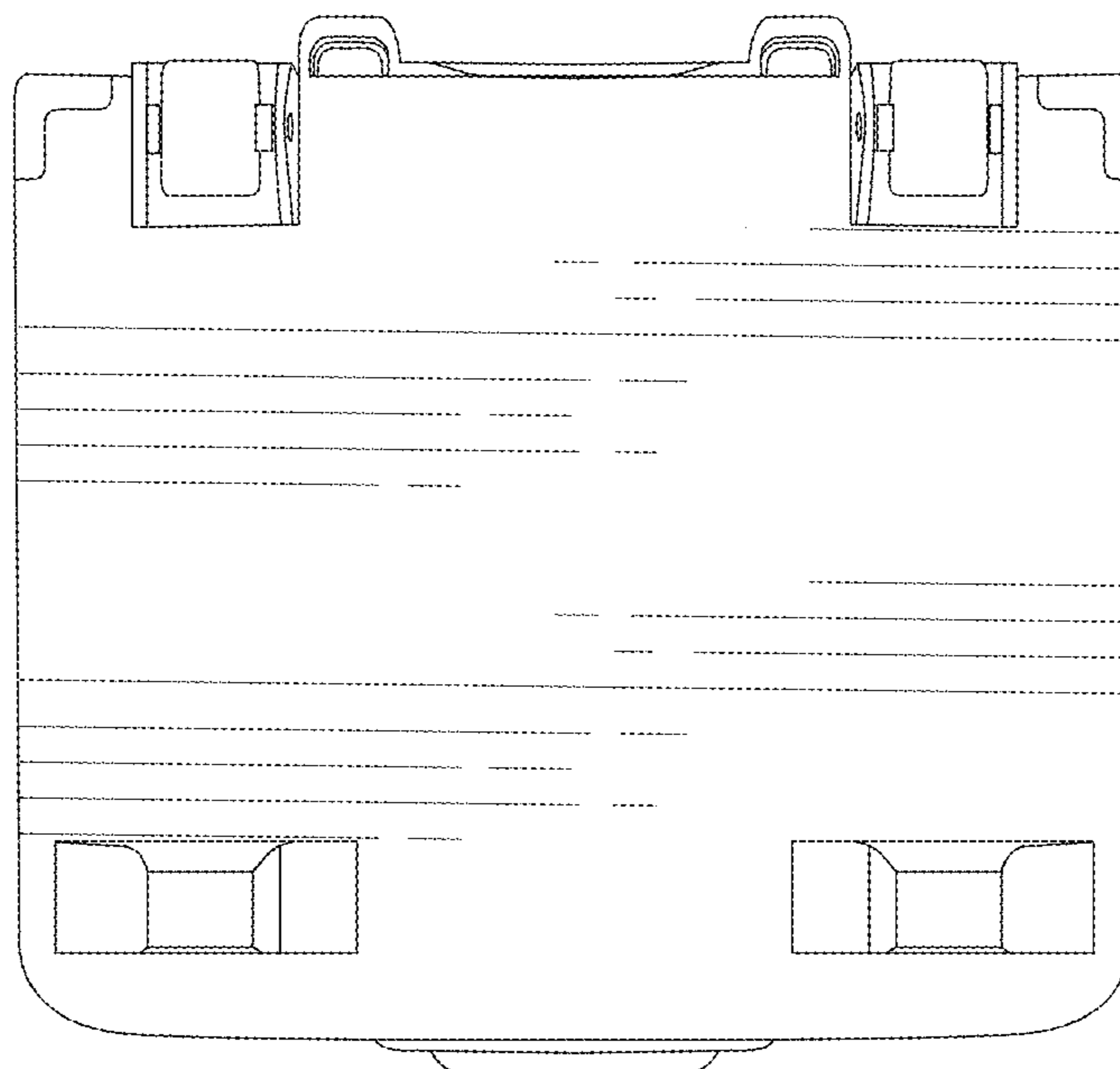


FIG. 7